

City Of Gardner Massachusetts



Annual Report
2011

2011 CITY GOVERNMENT

MAYOR

MARK P. HAWKE

COUNCILLORS AT LARGE

Alice Anderson
Henry P. Ares
Joshua L. Cormier
Ronald F. Cormier
Patrick M. Gerry
Scott J. Graves

WARD COUNCILLORS

Neil W. Janssens, Council President, Ward 1
David T. Boudreau, Ward 2
Edward A. Gravel, Ward 3
James J. Minns, Ward 4
James J. Robinson, Jr., Ward 5

2011 CITY OF GARDNER ANNUAL REPORT

INDEX

DEPARTMENT	PAGE
Assessor	1
Auditor	3
Building	48
City Clerk	49
City Council	53
Collector of Taxes	57
Community Development and Planning	69
Electrical	75
Fire	76
Golf Course	86
Greenwood Memorial Pool	88
Health	91
Levi Heywood Memorial Library	93
Municipal Grounds	100
Parking	102
Personnel/Disability Commission	104
Plumbing	107
Police	108
Public Works	156
Purchasing	165
School	168
Survey	184
Treasurer	186
Veterans Services	191

BOARDS AND COMMISSIONS

Conservation Commission	193
Contributory Retirement	196
Council on Aging	198
Election Statistics	201
License Commission	215
Planning Board	216
Zoning Board	219

City of Gardner
2011 ANNUAL REPORT OF THE BOARD OF ASSESSORS
FISCAL YEAR 2011 Data
(July 1, 2010 through June 30, 2011)

TABLE OF AGGREGATES

NUMBER OF PARCELS

Single Family Residences	3,907
Condominiums	548
Mobile Homes	63
Two Family Residences	602
Three Family Residences	261
Four to Eight Family Residences	184
Multiple Houses on One Lot	13
Mixed Use Property	86
Land - Improved	22
Land - Developable	215
Land - Potentially Developable	80
Land - Undevelopable	296
Chapter Lands	
Forestry (61)	1
Agricultural (61A)	6
Recreational (61B)	17
Commercial	303
Industrial	143
Real Estate - Exempt	353
Personal Property – Taxable	<u>274</u>
Total	7,374

Assessment Date of January 1, 2010
Qualified Market Sales of January 1, 2009 through December 31, 2009

ASSESSMENT TOTALS

VALUATIONS

TAXES

Residential	\$ 985,326,207	\$15,440,061.66
Open Space	-----	-----
Commercial	\$ 108,480,493	\$ 1,699,889.33
Industrial	<u>\$ 66,734,400</u>	<u>\$ 1,045,728.05</u>
Recap Real Estate Subtotal	\$1,160,541,100	\$18,185,679.04
Real Estate - Exempt	\$ 229,833,100	\$ -----
Personal Property	\$ 39,011,148	\$ 611,304.69
Personal Property – Exempt	\$ -----	\$ -----
Omitted & Revised	\$ -----	\$ -----
Rollback (Chapter 61/61A/61B)	\$ -----	\$ -----
Supplemental Real Estate	\$ 207,900	\$ 2,066.68
Levy Totals	\$1,429,593,248	\$18,799,050.41

PERSONAL EXEMPTIONS

Elderly, Veteran, Blind, Hardship	<small>(Fiscal Year 2011 only)</small>
Number of Applications	221
Total Taxes Abated	\$ 97,855.43
Total State Reimbursed	\$ 45,955.00

ABATEMENTS

Fiscal Year	<u>2011</u>	<u>2010</u>	<u>2009</u>	<u>2008</u>	<u>2007</u>
Real Estate	\$ 25,020.58	\$133,017.83	\$ 5,258.05	\$ 2,632.71	\$ 0.00
Personal Property	\$ 3,289.21	\$ 2,576.91	\$ 1,657.11	\$ 1,293.47	\$ 1,149.19
Motor Vehicle	<u>\$ 49,909.19</u>	<u>\$111,356.80</u>	<u>\$129,379.11</u>	<u>\$121,307.10</u>	<u>\$131,282.57</u>
Totals	\$ 78,218.98	\$246,951.54	\$136,294.27	\$125,233.28	\$132,431.76

TAX SUMMARY

Revenues:

Cherry Sheet Receipts	\$23,122,727.00	
Mass School Building Authority	\$ 807,991.00	
Cherry Sheet Offset Receipts	\$ 0.00	
Local Receipts	\$ 2,970,000.00	
Enterprise Funds	\$ 7,937,772.00	
Free Cash	\$ 865,160.00	
Other Available Funds	\$ 303,596.42	
Real & Personal Property Levy	<u>\$18,796,983.73</u>	
	\$54,804,230.15	Total Revenues

Expenditures:

Cherry Sheet Charges	\$ 1,175,912.00	
Cherry Sheet Offset	\$ 958,410.00	
Overlay Deficit	\$ 0.00	
Snow & Ice Deficit	\$ 0.00	
Overlay	\$ 245,742.73	
Budget Appropriations	<u>\$52,424,165.42</u>	
	\$54,804,230.15	Total Expenditures

TAX RATES

2011	15.67
2010	14.86
2009	13.07
2008	12.11
2007	11.64
2006	12.31

DEPARTMENT EXPENSES

City Assessor	\$ 60,848.40
Board Members	\$ 4,000.08
Assessors' Clerk	\$ 26,562.38
Longevity	\$ 360.00
Termination	\$ 3,370.00
Office Expenses & Com	\$ 3,154.03
Professional Dev & Svcs	\$ 1,298.06
Valuation Expenses	<u>\$125,189.56</u>
Total	\$224,782.51

Respectfully Submitted,

BOARD OF ASSESSORS

Diane E. Lanney, Chair
 Paulette A. Burns, Member
 Charles R. Leblanc, Member
 January 2012

**City of Gardner
Report of the City Auditor
For the Fiscal Year Ending June 30, 2011**

Recapitulation of Cash

Cash on Hand, All Funds, July 1, 2010	\$19,777,062.34	
Receipt, All Funds, Fiscal Year 2011	<u>88,757,991.31</u>	\$108,535,053.65
Expenditures, All Funds, Fiscal Year, 2011		<u>85,999,477.59</u>
Cash on Hand, All Funds, June 30, 2011		\$22,535,576.06

The following is a list of all receipts and expenditures as per warrants for all funds for the period beginning July 1, 2010 and ending June 30, 2011.

Receipts-General Fund

Income from Taxation

Personal and Real Estate Taxes

2007	\$3,110.47	
2008	17,380.06	
2009	190,767.55	
2010	375,074.79	
2011	<u>18,057,811.45</u>	\$18,644,144.32

Motor Vehicle Excise Taxes

1987	\$5.00	
1988	7.29	
1989	30.00	
1990	36.25	
1992	81.46	
1993	103.33	
1994	287.08	
1995	312.09	
1996	197.50	
1997	25.00	
1999	28.75	
2003	341.47	
2004	1,128.55	
2005	1,349.90	
2006	3,069.94	
2007	4,255.00	
2008	9,582.98	
2009	31,881.69	
2010	295,356.24	
2011	<u>1,241,697.78</u>	1,589,777.30

Boat Excise Taxes

2010	<u>\$1,420.00</u>	1,420.00
------	-------------------	----------

Tax Liens

\$131,594.84

Taxes in Litigation

0.00

131,594.84

City of Gardner
Report of the City Auditor
For the Fiscal Year Ending June 30, 2011

Payment in Lieu of Taxes	\$33,773.00	
Collector's Interest and Costs	315,315.35	
Tax Lien Interest and Costs	<u>45,795.83</u>	394,884.18
 <u>Departmental Receivables</u>		
Veterans Individual Reimbursement	\$19,084.71	
Cemetery-Miscellaneous	31,280.00	
Contributory Retirement	<u>66,970.00</u>	117,334.71
 <u>Income from State</u>		
Urban Excise Redevelopment	\$54,779.00	
Chapter 70 School Aid	17,777,812.00	
Charter School Reimbursement	41,387.00	
Lottery	3,584,191.00	
School Building Assistance	807,991.00	
Blind, Surviving Spouse, Elderly, Veteran	76,939.00	
State Owned Land	166,814.00	
Room Occupancy	79,374.45	
Veterans Reimbursement	426,433.00	
MART Reimbursement	74,583.04	
Medicare Part D Subsidy	141,598.52	
Medicaid Reimbursement	214,658.71	
Non-contributory Retirement COLA	2,299.92	
Miscellaneous State Revenue	<u>419.00</u>	23,449,279.64
 <u>Charges and Fees</u>		
Airport	\$16,524.30	
Assessors	338.00	
Mobile Home	21,456.00	
Dog Officer	70.00	
Treasurer	715.03	
Police	19,575.15	
Greenwood Pool	76,456.50	
City Clerk	124,702.39	
Certificates of Municipal Liens	35,025.00	
Weights and Measures	3,400.00	
10% Overhead	22,747.30	
Survey	521.94	
Electrical / Fire Alarm	29,480.00	
Public Works	2,450.00	
Vacant/Abandoned Building	17,125.00	
Ambulance Dispatch	<u>5,000.04</u>	375,586.65
 <u>Licenses and Permits</u>		
Alcohol Beverage License	\$38,370.00	
Other Licenses	9,530.00	
Fire Permits	13,865.00	
Building Permits	166,464.41	
Health Permits	34,650.64	
Gas and Plumbing Permits	<u>43,645.00</u>	306,525.05
 <u>Rental Income</u>		
140 South Main Street	\$500.00	
City Hall	<u>1,000.00</u>	1,500.00

City of Gardner
Report of the City Auditor
For the Fiscal Year Ending June 30, 2011

Fines

Court Fines	\$91,955.72	
Parking Fines	80,785.10	
Dog Fines	1,200.00	
Police Fines	<u>750.00</u>	174,690.82

Payroll Withholdings

Federal Withholding		2,715,549.12
State Withholding		1,239,645.12
Medicare		324,602.14
Contributory Retirement		896,245.37
Teacher's Retirement		1,441,119.27
Life, Group, Disability, and Universal		85,301.05
Union Dues		61,370.65
Teacher Union Dues		134,514.27
Tax Sheltered Annuities		368,546.56
Deferred Compensation		215,678.39
Defined Contribution Plan		63,180.74
Workers Credit Union		280,953.83
GFA Credit Union		543,030.23
Garnishments		35,310.54
Uniform Cleaning		3,889.79
Accounts Payable		588,383.70
Retainage		4,877.00
Accrued Payroll		272,590.76
Prepaid Payroll		1,692.42
Accrued Compensatory Time		2,992.56

Miscellaneous

Refunds, Various Departments	\$36,086.59	
Bank Interest	21,431.96	
Petty Cash	890.00	
Life Insurance-Direct Pay	5,406.92	
Transfer from Special Revenue Funds	401,272.68	
Transfer from Enterprise Funds	524,189.80	
Sale of Surplus Equipment	486.00	
Injured on Duty Insurance Refund	4,612.79	
Workers Compensation Refund	3,315.00	
Miscellaneous	<u>3,558.40</u>	<u>1,001,250.14</u>

Total Receipts-General Fund		\$55,467,461.16
-----------------------------	--	-----------------

**City of Gardner
Report of the City Auditor
For the Fiscal Year Ending June 30, 2011**

Receipts-Special Revenue Funds

Revolving Funds

Accounts Payable	\$3,341.16	
Planning Board Publications	1.50	
Consulting Fees- Gardner LLC	8.03	
Consulting Fees- Vertical Construction	9.17	
Consulting Fees- Wal-Mart	1,502.27	
Airport Fuel	16,260.65	
Law Enforcement	53,118.20	
Mayor's Summer / 225th Celebration	16,360.99	
Transfer from Expend. Trust Fund-PCIA	4,959.69	
Insurance Recovery Under \$20,000	<u>36,043.76</u>	131,605.42

School Revolving Funds

Accounts Payable	\$146,657.18	
School Lunch-Sales	340,692.94	
School Lunch-Federal Reimbursement	493,559.23	
School Lunch-State Reimbursement	13,740.00	
Transportation Revolving	3,735.00	
GHS Summer School	21,730.00	
Tuition Revolving	46,785.51	
School Building Use	58,086.00	
Summer Football Camp	8,910.00	
Athletic Activities	112,209.49	
Music Activities	6,636.00	
School Gift	57,047.78	
Lost Books	<u>771.81</u>	1,310,560.94

Reserved for Appropriation Fund

Municipal Waterways Fees	\$60.00	
Parking Meter Fees	79,210.31	
Wetland Fees	1,734.00	
Sale of Lots	3,080.00	
Cable Commission Fees	120,588.68	
Unspent Funds Returned-- Parking	3,769.42	
Cable	<u>12,734.74</u>	221,177.15

Gift Funds

Accounts Payable	\$862.47	
Greenwood Pool Gift	1,750.00	
Park Bandstand Gift	8,556.86	
Fire Gift	1,300.00	
Fire "SAFE" Gift	1,160.00	
Police Gift	1,000.00	
Council on Aging Gift	2,390.00	
Animal Shelter Gift	6,731.36	
Old English Village Gift	65,479.58	
Airport Gift	2,600.00	
Gardner School Safety Gift	1,795.00	
Pine Street Project Gift	<u>260,000.00</u>	353,625.27

City of Gardner
Report of the City Auditor
For the Fiscal Year Ending June 30, 2011

Federal Grants Fund

Accounts Payable	\$28,414.71	
Retainage	4,827.31	
ERRP	132,290.27	
Brownfields Grant	11,634.55	
Bulletproof Vests	750.00	
COPS Technology	450,611.82	
ARRA Fire Grant	40,002.06	
Airport Grant	<u>176,832.00</u>	845,362.72

State Grants Fund

Accounts Payable	\$214,502.87	
Retainage	21,362.35	
State Aid to Libraries	23,059.54	
Airport Grant	1,871.33	
Council on Aging Formula Grant	28,336.00	
Arts Lottery	9,153.37	
Extended Polling Hours	5,155.00	
Heritage State Park	168.10	
Gardner Redevelopment Authority	48,000.00	
Economic Development Coordinator	25,000.00	
Pine Street Reconstruction	31,086.75	
Traffic Enforcement	3,782.75	
Shannon Gang Grant	2,000.00	
Underage Drinking	3,185.01	
Community Policing	4,375.92	
SETB Grant	52,682.69	
Bioterrorism Preparedness	2,500.00	
Bioterrorism Preparedness (Health)	(2,533.80)	
EOPS Regionalization	43,778.80	
Citizens Corps	1,647.21	
Byrne JAG Grant	1,916.12	
Clean Energy	17,705.88	
MORE Grant	398,676.47	
Energy Audit Program	<u>15,858.75</u>	953,271.11

**City of Gardner
Report of the City Auditor
For the Fiscal Year Ending June 30, 2011**

School Federal Grants Fund

Accounts Payable	\$103,191.62	
Title I	608,947.00	
SPED 94-142	778,134.00	
SPED Early Childhood	34,395.00	
Teacher Quality	175,832.00	
Enhanced Education through Technology	6,378.00	
Title IV	5,802.00	
Title III	20,678.00	
ARRA Grant	95,439.00	
ARRA Title I Grant	200,692.00	
ARRA IDEA Grant	615,409.00	
ARRA Early Childhood	8,435.10	
Title I Support	39,339.00	
ARRA Title IID	218,549.00	
Title I Distinguished Schools	10,168.00	
Race to the Top	4,768.00	
Level 3 Targeted Assistance	3,112.00	
ARRA HMS Boiler	75,000.00	
Interventions	<u>9,269.00</u>	3,013,537.72

School State Grants Fund

Accounts Payable	\$3,303.54	
Retainage	4,425.00	
School Choice Reimbursement	864,245.00	
SPED Reimbursement	349,570.00	
E-Rate	17,135.02	
Enhanced School Health	86,993.80	
Big Yellow Bus	600.00	
Summer Academic Support	32,200.00	
Kindergarten Enhancement	82,920.00	
Preschool Assessment	13,942.00	
K-12 Literacy	28,349.00	
Education Jobs	616,333.00	
Tools of the Mind	<u>4,000.00</u>	2,104,016.36

Community Development Block Grant Fund

Accounts Payable	\$190,931.59	
Rehab Escrow	25,878.79	
Retainage	26,389.81	
State Income	969,598.00	
Program Income	<u>4,644.92</u>	1,217,443.11

HUD Federal Grant Fund

Bank Interest	<u>\$0.00</u>	0.00
---------------	---------------	------

**City of Gardner
Report of the City Auditor
For the Fiscal Year Ending June 30, 2011**

Receipts-Capital Funds

<u>Highway Improvement Fund</u>		
Road Repaving Revenue	\$85,000.00	
State Revenue	<u>6,050.42</u>	91,050.42
<u>Golf Course Capital Projects Fund</u>		
Bond Anticipation Notes	\$88,000.00	
Principal from Sale of Bonds	<u>22,000.00</u>	110,000.00
<u>Parker Pond Capital Improvement Fund</u>		
Retainage	<u>(\$32,770.00)</u>	(32,770.00)
<u>Landfill/Solid Waste Capital Projects Fund</u>		
Bond Anticipation Notes	<u>\$500,000.00</u>	500,000.00
<u>School Capital Improvement Fund</u>		
Accounts Payable	\$69,064.00	
Bond Anticipation Notes	<u>700,000.00</u>	769,064.00
<u>City Miscellaneous Capital Projects Fund</u>		
Accounts Payable	\$2,635.00	
Bond Anticipation Notes	1,725,000.00	
Principal from Sale of Bonds	<u>425,000.00</u>	2,152,635.00

Receipts-Enterprise Funds

<u>Sewer Fund</u>		
Accounts Payable	\$106,632.24	
Retainage	31,157.16	
Charges for Services	2,806,259.69	
Bank Interest	11,951.95	
WPAT Subsidy	13,653.85	
Miscellaneous Receipts	<u>2,640.00</u>	2,972,294.89
<u>Water Fund</u>		
Accounts Payable	\$120,658.53	
Charges for Services	3,238,603.68	
Bank Interest	808.61	
WPAT Subsidy	315,066.53	
Miscellaneous Receipts	<u>0.00</u>	3,675,137.35
<u>Golf Course Fund</u>		
Accounts Payable	\$2,119.87	
Charges for Services	649,022.18	
Bank Interest	0.00	
Miscellaneous Receipts	<u>53,027.36</u>	704,169.41
<u>Landfill Closure Fund</u>		
Accounts Payable	\$20,660.36	
Bank Interest	1,526.34	
Miscellaneous Receipts	<u>10,000.00</u>	32,186.70

**City of Gardner
Report of the City Auditor
For the Fiscal Year Ending June 30, 2011**

Solid Waste Fund

Accounts Payable	\$91,704.68	
Charges for Services	1,278,299.10	
Bank Interest	989.15	
Miscellaneous Receipts	<u>7,153.01</u>	1,378,145.94

Receipts-Trust FundsNon-expendable Trust Funds

Cemetery Perpetual Care	<u>\$1,000.00</u>	1,000.00
-------------------------	-------------------	----------

Expendable Trust Funds

Bank Interest-- Flower Funds	\$220.26	
Cemetery Perp. Care	5,761.47	
Conservation	29.02	
Stabilization	1,531.43	
Col. Gardner Statue	6.06	
Health Insurance	20,145.51	
Sale of Land--Conservation	7,000.00	
Transfer from State Grants	132,290.27	
Transfer from General Fund	588,821.00	
Health-P/R Ded.,City Share,Reimburse	<u>9,299,504.79</u>	10,055,309.81

Non-expendable Scholarship Funds

Weighill Math Scholarship	\$83,445.48	
H. William Snell Scholarship	150.00	
Peter S. Moutsos, Jr. Scholarship	500.00	
Neil Champney Scholarship	2,500.00	
GHS Alumni Scholarship	717.00	
Ovila & Alice Breau Scholarship	1,400.00	
Jadwiga & Michael ZemaK Scholarship	49,954.31	
Shevis Journalism Scholarship	25,000.00	
Trans. from Non-exp. Scholarship	<u>114.38</u>	163,781.17

Expendable Scholarship Funds

Bank Interest	<u>\$13,698.19</u>	13,698.19
---------------	--------------------	-----------

**City of Gardner
Report of the City Auditor
For the Fiscal Year Ending June 30, 2011**

Receipts-Agency Funds

Agency Funds

Accounts Payable	\$11,519.02	
Departmental Receivable-Perp. Care	1,000.00	
Due to State Firearms Fund	13,475.00	
Due to State Fisheries & Wildlife	1,971.15	
Due to Vendors	2,495.52	
Purchasing Bid Deposits	3,421.33	
Golf Course Restaurant Deposit	500.00	
Planning Escrow- C.Donell,Pearly	93.30	
C.Donell,Farmhill	0.33	
Harvard St. Extension	11.83	
Kiley's Way	70.57	
St. Paul's Trust	1,069.12	
Laitinen Drive	46.51	
Zoning Escrow- Robert Drive	35.40	
95 West Street	1.80	
Highway Escrows	31.84	
Middle School Student Activity	45,656.30	
High School Student Activity	117,509.88	
Elm Street School Student Activity	<u>701.50</u>	199,610.40

Off Duty Detail Funds

Police Detail	\$353,012.40	
Fire Detail	<u>1,604.67</u>	<u>354,617.07</u>

Total Receipts-All Funds

\$88,757,991.31

**City of Gardner
Report of the City Auditor
For the Fiscal Year Ending June 30, 2011**

Expenditures-General Fund

<u>Description</u>	<u>Carried Forward</u>	<u>Original Appropriation</u>	<u>Council Orders Added</u>	<u>Out</u>	<u>Refunds</u>	<u>Expended</u>
<u>City Council</u>						
Salary & Wages		\$78,501.00				\$77,573.78
Expenses		10,400.00				8,484.67
<u>Mayor</u>						
Salary & Wages		121,107.00	800.00	703.04		120,203.25
Expenses		10,500.00	703.04			10,818.60
Enc. Expenses	52.99					52.99
<u>City Auditor</u>						
Salary & Wages		105,174.00	3,017.00			108,188.75
Expenses		32,100.00				22,900.36
<u>Purchasing</u>						
Salary & Wages		94,725.00	1,871.00			96,558.36
Expenses		4,550.00	929.00		346.80	5,825.33
<u>Assessors</u>						
Salary & Wages		109,762.00	1,669.00	1,333.00		95,358.36
Expenses		11,600.00	1,333.00			12,696.09
Valuation Update		65,000.00	117,230.07			104,424.56
<u>City Treasurer</u>						
Salary & Wages		173,861.00	3,803.00			177,650.66
Expenses		211,550.00		375.00		202,959.42
Enc. Expenses	507.12					507.12
<u>Tax Collector</u>						
Salary & Wages		36,348.00	704.00			37,030.30
Expenses		14,400.00				13,752.92
<u>Law</u>						
Salary & Wages		108,332.00	2,159.00			110,489.51
Expenses		4,000.00				3,507.18
<u>Personnel</u>						
Salary & Wages		86,903.00	1,726.00			88,568.26
Expenses		23,500.00				5,566.50
<u>City Clerk</u>						
Salary & Wages		123,532.00	6,950.00	4,500.00		125,503.89
Expenses		4,000.00	4,500.00			8,193.12
Enc. Expenses	18,405.00					5,250.00
<u>Election & Registration</u>						
Salary & Wages		16,300.00				15,938.00
Expenses		24,500.00			196.25	24,662.22
<u>License Commission</u>						
Salary & Wages		1,800.00	438.00			2,237.51
Expenses		600.00				299.36
Enc. Salary	166.67					166.67
<u>Conservation Commission</u>						
Salary & Wages		24,961.00	424.00			24,037.24
Expenses		400.00				155.03
<u>Planning Board</u>						
Salary & Wages		3,200.00				3,200.00
Expenses		600.00				267.82

**City of Gardner
Report of the City Auditor
For the Fiscal Year Ending June 30, 2011**

<u>Description</u>	<u>Carried Forward</u>	<u>Original Appropriation</u>	<u>Council Orders Added</u>	<u>Orders Out</u>	<u>Refunds</u>	<u>Expended</u> 0.00
Enc. Open Space Plan	61.87					
<u>Zoning Board of Appeals</u>						
Salary & Wages		2,200.00				2,200.00
Expenses		3,800.00				908.50
<u>Community Development</u>						
Salary & Wages		95,442.00	1,300.00			93,884.71
Expenses		800.00				800.00
Enc. Parker Pnd Restor.	16,674.92					
Enc. No. Central Path.	3,221.35					
<u>City Hall Maintenance</u>						
Salary & Wages		77,416.00	1,709.00			79,031.23
Expenses		89,000.00	3,200.00			86,382.59
<u>Cable Commission</u>						
Salary & Wages		99,498.00	59.00			99,554.77
Expenses		54,850.00	5,000.00	59.00		38,261.92
Enc. Expenses	319.85					319.85
<u>Mayor's Unclassified</u>						
Salary & Wages		210,000.00	21,000.00	203,367.00		15,609.99
Expenses		88,437.00	45,000.00			132,648.54
New Police Station			115,000.00		459.00	12,816.50
Main St. Wall Repair			40,000.00			5,776.16
Enc. Expenses	1,200.00					747.00
Total General Government	40,609.77	2,223,649.00	380,524.11	210,337.04	1,002.05	2,081,969.59
<u>Police</u>						
Salary & Wages		2,243,461.00	22,368.00		110.53	2,164,540.52
Expenses		192,673.00	12,000.00		520.70	178,852.94
New Vehicles		58,000.00				50,294.99
Enc. Expenses	3,203.99					3,095.44
<u>Fire</u>						
Salary & Wages		1,887,015.00	102,680.00			1,988,149.28
Expenses		136,600.00				135,971.97
Enc. New Vehicles	20,000.00					20,000.00
Enc. Expenses	7,331.00					7,331.00
<u>Dispatchers</u>						
Salary & Wages		224,195.00	8,727.00			234,009.14
Expenses						0.00
<u>Bullding Inspector</u>						
Salary & Wages		178,671.00	16,684.00	16,000.00		173,970.78
Expenses		9,650.00	31,000.00			37,768.36
<u>Plumbing & Gas Inspector</u>						
Salary & Wages		27,369.00	383.00	3,200.00		19,671.53
Expenses		1,100.00				259.00
<u>Weights & Measures</u>						
Salary & Wages		8,083.00				8,082.65
Expenses		200.00	163.00			362.94
Enc. Expenses	1,548.55					1,548.55

City of Gardner
Report of the City Auditor
For the Fiscal Year Ending June 30, 2011

<u>Description</u>	<u>Carried Forward</u>	<u>Original Appropriation</u>	<u>Council Orders Added</u>	<u>Out</u>	<u>Refunds</u>	<u>Expended</u>
<u>Wire Inspector</u>						
Salary & Wages		50,724.00	2,550.00			53,263.75
Expenses		13,750.00				11,950.21
<u>Animal Control</u>						
Salary & Wages		37,285.00	700.00			36,586.51
Expenses		1,000.00				782.23
<u>Civil Defense</u>						
Salary & Wages		7,906.00				7,905.36
Expenses		2,000.00				1,728.69
<u>Animal Shelter</u>						
Salary & Wages		18,845.00				16,451.24
Expenses		27,000.00				23,778.89
Enc. Expenses	310.97					310.97
<u>Civil Enforcement</u>						
Salary & Wages		2,500.00				2,499.96
Expenses		10,500.00		929.00		8,454.15
<u>Forestry</u>						
Expenses		9,400.00				1,589.15
Outside Tree Work			30,000.00			0.00
Enc. Expenses	2,216.00					2,216.00
Total Public Safety	34,610.51	5,147,927.00	227,255.00	20,129.00	631.23	5,191,426.20
<u>School</u>						
Salary & Wages		14,734,692.00		61,004.75	210.00	14,344,686.15
Expenses		4,693,876.00	61,004.75		28,990.51	4,020,444.44
Enc. Salary	5,000.00					5,000.00
Enc. SPED Transport.	2,567.50					2,567.50
Enc. Expenses	701,421.92					470,260.31
<u>Mont. Tech. Assessment</u>						
Expenses		699,447.00		6,163.00		690,540.00
Total School	708,989.42	20,128,015.00	61,004.75	67,167.75	29,200.51	19,533,498.40
<u>Survey</u>						
Salary & Wages		145,134.00	3,192.00			102,883.65
Expenses		28,500.00				14,683.71
Enc. Expenses	600.00					544.40
<u>Highway</u>						
Expenses		368,600.00	6,000.00		5,077.80	353,162.76
Snow & Ice		225,000.00	219,307.00			444,045.17
Enc. Expenses	55,801.06					44,812.08
<u>Public Works</u>						
Salary & Wages		782,812.00	37,760.00	7,307.00		772,079.10
Expenses		3,250.00				1,448.38
<u>Municipal Garage</u>						
Expenses		290,150.00				272,305.41
Enc. Expenses	20,098.86					19,591.91

**City of Gardner
Report of the City Auditor
For the Fiscal Year Ending June 30, 2011**

<u>Description</u>	<u>Carried Forward</u>	<u>Original Appropriation</u>	<u>Council Orders</u>		<u>Refunds</u>	<u>Expended</u>
			<u>Added</u>	<u>Out</u>		
<u>Airport</u>						
Expenses		13,500.00				11,787.03
Enc. Expenses	4,588.14					1,605.01
<u>Cemetery</u>						
Expenses		10,600.00				8,191.66
Total Public Works	81,088.06	1,867,546.00	266,259.00	7,307.00	5,077.80	2,047,140.27
<u>Health</u>						
Salary & Wages		123,869.00	2,703.00			125,622.90
Expenses		54,000.00				47,616.00
<u>Council on Aging</u>						
Salary & Wages		155,402.00	3,967.00			159,224.92
Expenses		14,400.00	9,186.00			19,721.94
<u>Youth Commission</u>						
Expenses		300.00				105.62
Enc. Expenses	195.79					195.79
<u>Veterans</u>						
Salary & Wages		50,763.00	1,000.00			51,762.38
Expenses		551,850.00	121,000.00		100.00	663,254.85
Enc. Expenses	4,000.00					3,953.52
<u>Disabilities Commission</u>						
Expenses		300.00				0.00
Total Human Services	4,195.79	950,884.00	137,856.00	0.00	100.00	1,071,457.92
<u>Library</u>						
Salary & Wages		374,143.00	45,458.00			419,600.37
Expenses		171,675.00				171,675.00
<u>Recreation</u>						
Celebrations & Sp.Evnts.		1,000.00				305.00
<u>Greenwood Pool</u>						
Salary & Wages		84,243.00	5,652.00			89,642.77
Expenses		62,400.00		314.00		61,333.51
Enc. Expenses	1,695.46					1,695.46
<u>Municipal Grounds</u>						
Salary & Wages		216,078.00	9,411.00			225,486.77
Expenses		14,000.00				13,972.42
Enc. Expenses	39.00					0.00
<u>Parks</u>						
Expenses		3,000.00	931.00		75.00	3,514.40
Playground Improvements		6,000.00		931.00		5,068.09
<u>Historical Commission</u>						
Expenses		200.00				0.00
Enc. Expenses	4,500.00					
Total Culture & Recreation	6,234.46	932,739.00	61,452.00	1,245.00	75.00	992,293.79

City of Gardner
Report of the City Auditor
For the Fiscal Year Ending June 30, 2011

<u>Description</u>	<u>Carried Forward</u>	<u>Original Appropriation</u>	<u>Council Orders Added</u>	<u>Out</u>	<u>Refunds</u>	<u>Expended</u>
<u>Debt Service</u>						
Expenses		1,794,600.00				1,794,600.00
<u>State Assessment</u>						
Expenses		1,166,031.00				1,114,439.00
<u>Contributory Retirement</u>						
Salary & Wages		67,289.00				67,288.82
Expenses		2,517,859.00				2,517,859.00
<u>Non-contributory Retirement</u>						
Salary & Wages		33,923.00				33,922.08
<u>Employee Benefits</u>						
Expenses		7,702,384.00				7,611,411.34
Enc. Expenses	5,000.00					1,978.32
<u>Property Insurance</u>						
Expenses		440,000.00				359,140.69
<u>Other Expenditures</u>						
Transfer to Stabilization			588,821.00			588,821.00
Cable Comm. Transfer						3,769.42
Parking Meter Transfer						12,734.74
 Total Other	 5,000.00	 13,722,086.00	 588,821.00	 0.00	 0.00	 14,105,964.41
 Sub-total General Fund	 \$880,728.01	 \$44,972,846.00	 \$1,723,171.86	 \$306,185.79	 \$36,086.59	 \$45,023,750.58
<u>Payroll Withholdings</u>						
Federal Withholding Tax						2,715,549.12
State Withholding Tax						1,239,645.12
Contributory Retirement						896,245.37
Teacher's Retirement						1,441,119.27
Life, Group, Disability, and Universal						90,806.21
Union Dues						61,370.62
Teacher Union Dues						134,514.27
Tax Sheltered Annuities						368,546.56
Deferred Compensation						215,678.39
Defined Contribution Plan						63,180.74
Medicare						324,602.14
Workers Credit Union						280,953.83
GFA Credit Union						543,030.23
Garnishments						35,310.54
Uniform Cleaning						3,889.79
<u>Miscellaneous</u>						
Petty Cash						890.00
Accounts Payable						1,005,301.20
Retainage						17,992.00
Accrued Payroll						294,498.90
Prepaid Payroll						1,066.35
Refunds-						48,378.46
Personal and Real Estate Taxes						48,378.46
Motor Vehicle Taxes						<u>29,810.41</u>
 Total General Fund						 \$54,836,130.10

**City of Gardner
Report of the City Auditor
For the Fiscal Year Ending June 30, 2011**

Expenditures-Special Revenue Funds

Revolving Funds

Accounts Payable	\$6,389.69	
Downtown Development	2,750.00	
Airport Fuel	17,103.73	
Mayor's Summer / 225th Celebration	52,591.07	
Law Enforcement	24,614.89	
Perpetual Care Income Account	15,841.00	
Insurance Recovery under \$20,000	25,255.34	
Transfer to General Fund	<u>697.37</u>	145,243.09

School Revolving Funds

Accounts Payable	\$203,125.58	
School Lunch	889,056.77	
Tuition Revolving	45,155.52	
GHS Summer School	15,640.00	
School Building Use	93,248.17	
Summer Football Camp	8,885.00	
Athletic Activities	112,878.60	
Music	6,458.76	
School Gift	69,070.12	
Lost Books	<u>65.00</u>	1,443,583.52

Reserved for Appropriation Fund

Trans.to Gen'l Fund-Parking Meter Fees	\$31,830.00	
Wetland Fees Expenditures	523.00	
Trans.to Gen'l Fund-Ins. Over \$20,000	9,186.00	
Trans.to Gen'l Fund-Cable Commission	<u>162,230.00</u>	203,769.00

Gift Funds

Accounts Payable	\$63.86	
Park Bandstand Gift	7,466.07	
Police School Safety Program Gift	1,770.28	
Old English Village Officer Gift	68,171.99	
Airport Gift	375.00	
Fire Gift	2,508.52	
Fire "SAFE" Gift	1,234.33	
Greenwood Pool Gift	2,394.82	
Council on Aging Gift	2,814.35	
Animal Shelter Gift	936.64	
Pine Street Project Gift	<u>246,029.42</u>	333,765.28

City of Gardner
Report of the City Auditor
For the Fiscal Year Ending June 30, 2011

Federal Grants Funds

Accounts Payable	\$22,241.98	
Retainage	18,994.19	
ERRP-Transfer to Trust Funds	132,290.27	
Brownfields Grant	21,385.25	
COPS Technology	505,886.44	
Bulletproof Vests	11,250.00	
JAG Grant	12,865.33	
ARRA Fire Grant	40,820.29	
Airport Underground Storage Tank	25,279.27	
Airport Beacon Lights	110,939.88	
Airport Bird Study	<u>35,720.08</u>	937,672.98

State Grant Funds

Accounts Payable	\$70,350.51	
Retainage	5,151.42	
Extended Polling Hours	5,155.00	
Gardner Redevelopment Authority	55,073.19	
Economic Development Coordinator	51,825.54	
Chapter 43D technical Assistance	1,640.00	
Clean Energy Grant	32,829.50	
MORE Grant	350,792.20	
Pine Street Reconstruction	330,506.75	
Green Community	33,174.00	
Community Policing	1,879.40	
Shannon Gang Grant	2,000.00	
Traffic Enforcement	2,626.28	
Underage Drinking Grant	2,905.01	
Bulletproof Vests	11,250.00	
Byrne JAG Grant	1,916.12	
Fire SAFE Grant	5,020.47	
Bioterrorism Preparedness	3,659.88	
SETB Grant	52,803.87	
CERT Grant-2007	1,739.32	
EMPG Grant	3,527.04	
Airport Underground Storage Tank	665.25	
Airport Bird Study	939.75	
Bioterrorism Preparedness (Health)	9,654.87	
Recycling Incentive	1,549.98	
Council on Aging Formula Grant	28,336.00	
State Aid to Libraries	12,125.40	
Cultural Council	<u>14,497.00</u>	1,093,593.75

City of Gardner
Report of the City Auditor
For the Fiscal Year Ending June 30, 2011

School Federal Grants Fund

Accounts Payable	\$186,863.56	
Title I	562,226.12	
Title IIA Teacher Quality	137,749.39	
Title IID Enhanced Ed. thru Technology	3,858.00	
Title IV Drug Free Schools	1,164.84	
SPED 94-142	690,029.36	
Early Childhood	47,405.84	
Title III--Ltd. English Proficiency	13,213.82	
ARRA Grant	95,439.00	
ARRA Title I	212,653.86	
ARRA IDEA	551,155.83	
ARRA Early Childhood	28,293.04	
Title I Support	44,295.39	
ARRA Title IID	194,311.41	
Title I Distinguished Schools	9,454.84	
Race to the Top	538.58	
Level 3 Targeted Assistance	7,103.90	
Interventions	9,808.00	
ARRA HMS Boiler Replacement	<u>150,000.00</u>	2,945,564.78

School State Grants Fund

Accounts Payable	\$11,300.90	
Retainage	4,425.00	
School Choice Reimbursement	803,259.58	
SPED Reimbursement	359,947.06	
Enhanced School Health	83,287.93	
Summer Academic Support	32,200.95	
Education Jobs	525,588.63	
Preschool Assessment	7,952.90	
E-Rate Expenses	12,180.15	
K-12 Literacy	23,732.74	
Tools of the Mind	750.00	
Big Yellow Bus	200.00	
Kindergarten Enhancement	<u>80,311.78</u>	1,945,137.62

Community Development Block Grant Fund

Accounts Payable	\$72,286.49	
Rehab Escrow	12,510.79	
Retainage	1,100.00	
Program Income	22,456.52	
2009 Mini-Entitlement	253,781.40	
2010 Mini-Entitlement	605,436.94	
CDBG Reserves	<u>69,476.85</u>	1,037,048.99

HUD Federal Grant Fund

HUD Expenses	<u>\$0.00</u>	0.00
--------------	---------------	------

**City of Gardner
Report of the City Auditor
For the Fiscal Year Ending June 30, 2011**

Expenditures-Capital Funds

<u>Highway Improvement Fund</u>		
Road Resurfacing	\$27,300.85	
Chapter 90--FY2010	107,817.58	
Chapter 90--FY2011	<u>430,566.14</u>	565,684.57
 <u>Golf Course Capital Projects Fund</u>		
Bond Anticipation Notes	\$110,000.00	
New Equipment	<u>1,628.00</u>	111,628.00
 <u>Summit Industrial Park Capital Improvement Fund</u>		
Roadway Construction	<u>\$1,000.00</u>	1,000.00
 <u>Parker Pond Capital Improvement Fund</u>		
Wasa Street Drain	<u>(\$32,770.00)</u>	(32,770.00)
 <u>Landfill/Solid Waste Capital Projects Fund</u>		
New Equipment--Toters	<u>\$500,000.00</u>	500,000.00
 <u>Water Capital Project Fund</u>		
Water Main Replacement	<u>\$155,160.84</u>	155,160.84
 <u>School Capital Improvement Fund</u>		
GHS Roof Repair	\$116,491.94	
ESS Roof Repair	41,286.03	
WSS Roof Repair	<u>41,286.03</u>	199,064.00
 <u>City Miscellaneous Capital Projects Fund</u>		
Accounts Payable	\$10,525.00	
Bond Anticipation Notes	850,000.00	
Miscellaneous Capital Projects	<u>447,166.76</u>	1,307,691.76

City of Gardner
Report of the City Auditor
For the Fiscal Year Ending June 30, 2011

<u>Description</u>	<u>Carried Forward</u>	<u>Original Appropriation</u>	<u>Council Orders Added</u>	<u>Out</u>	<u>Refunds</u>	<u>Expended</u>
<u>Sewer</u>						
Salary & Wages		\$163,299.00				\$149,718.16
Expenses		1,350,449.00	78,428.00			1,398,663.25
I & I Removal		500,000.00		78,428.00		164,189.01
Debt Service		218,953.00				218,951.64
Enc. Expenses	202,200.99					200,880.99
Enc I & I Removal	552,245.83					546,132.89
<u>Other Expenditures</u>						
Indirect Cost Transfer		<u>100,000.00</u>	<u>39,378.00</u>			<u>139,377.55</u>
Sub-total Sewer Fund	\$754,446.82	\$2,332,701.00	\$117,806.00	\$78,428.00	\$0.00	\$2,817,913.49
Accounts Payable						120,257.81
Retainage						37,895.24
Refund on Sewer Rates						<u>0.00</u>
Total Sewer Fund						\$2,976,066.54
<u>Water</u>						
Salary & Wages		\$151,395.00				\$140,469.32
Expenses		1,448,230.00				1,436,178.94
Debt Service		1,595,488.00				1,593,122.67
Enc. Expenses	111,309.75					106,221.57
Enc Bond-Water Treat	14,599.26					14,599.26
<u>Other Expenditures</u>						
Indirect Cost Transfer		<u>100,000.00</u>	<u>57,815.00</u>			<u>157,814.51</u>
Sub-total Water Fund	\$125,909.01	\$3,295,113.00	\$57,815.00	\$0.00	\$0.00	\$3,448,406.27
Accounts Payable						119,178.14
Refund on Water Rates						<u>7,149.80</u>
Total Water Fund						\$3,574,734.21
<u>Golf Course</u>						
Salary & Wages		\$378,187.00		\$33,000.00		\$320,247.29
Expenses		258,310.00	33,926.00	2,338.00		264,721.32
Enc. Expenses	2,692.95					2,692.95
Enc. Golf Course Improv.	30,000.00					30,000.00
<u>Other Expenditures</u>						
Indirect Cost Transfer		<u>160,000.00</u>	<u>2,338.00</u>			<u>154,158.19</u>
Sub-total Golf Course Fund	\$32,692.95	\$796,497.00	\$36,264.00	\$35,338.00	\$0.00	\$771,819.75
Accounts Payable						<u>6,750.07</u>
Total Golf Course						\$778,569.82

City of Gardner
Report of the City Auditor
For the Fiscal Year Ending June 30, 2011

<u>Description</u>	<u>Carried Forward</u>	<u>Original Appropriation</u>	<u>Council Orders Added</u>	<u>Orders Out</u>	<u>Refunds</u>	<u>Expended</u>
<u>Landfill Closure</u>						
Salary & Wages		\$37,519.00				\$37,517.78
Expenses		113,400.00				86,250.61
Enc. Landfill Clos. Exp.	163,057.70					998.98
<u>Other Expenditures</u>						
Indirect Cost Transfer		<u>3,000.00</u>	<u>15,035.00</u>			<u>18,034.27</u>
Sub-total Landfill Closure Fund	\$163,057.70	\$153,919.00	\$15,035.00	\$0.00	\$0.00	\$142,801.64
Accounts Payable						<u>29,099.37</u>
Total Landfill Closure						\$171,901.01
<u>Solid Waste</u>						
Salary & Wages		\$69,939.00				\$69,709.60
Expenses		1,262,953.00	4,242.00			1,148,263.87
Enc. Expenses	7,500.00					7,500.00
<u>Other Expenditures</u>						
Indirect Cost Transfer		<u>40,000.00</u>	<u>14,806.00</u>			<u>54,805.28</u>
Sub-total Solid Waste Fund	\$7,500.00	\$1,372,892.00	\$19,048.00	\$0.00	\$0.00	\$1,280,278.75
Accounts Payable						190,368.84
Refund on Unit Trash Fees						<u>562.50</u>
Total Solid Waste						\$1,471,210.09

**City of Gardner
Report of the City Auditor
For the Fiscal Year Ending June 30, 2011**

Expenditures-Trust Funds

Expendable Trust Funds

Flower Funds	\$340.50	
Transfer to Revolving Fund-PCIA	4,959.69	
Health Payments, Settlements, Refunds	<u>8,730,654.01</u>	8,735,954.20

Non-expendable Scholarship Funds

Weighill Math Scholarship	\$60.00	
J E Miller Scholarship	440.00	
Sam Atter Scholarship	25.00	
H Willaim Snell Scholarship	240.00	
Howard F Lashua Scholarship	480.00	
Peter S Moutsos, Jr. Scholarship	418.00	
Matthew Smith Scholarship	61.00	
H W Ferguson Family Fund Scholarship	34.00	
Maude Cobliegh Scholarship	7.00	
Kenneth Arsenault Scholarship	261.00	
Neil Champney Scholarship	286.00	
GHS Alumni Scholarship	3,600.00	
Jean Britton Scholarship	5.00	
Girls Athletic Scholarship	314.00	
Cecilia McKean Scholarship	141.00	
Ovila & Alice Breau Scholarship	<u>501.00</u>	6,873.00

Expendable Scholarship Funds

Scholarships	\$14,220.50	
Trans. to Non-exp. Scholarship	<u>114.38</u>	14,334.88

Expenditures-Agency Funds

Agency Funds

Accounts Payable	\$22,553.58	
Due to Cemetery Perpetual Care Fund	1,000.00	
Refund of Purchasing Bid Deposits	2,213.00	
Due to State Firearms Fund	13,475.00	
Due to State Fisheries & Wildlife	1,971.15	
Due to Vendors	2,510.52	
Planning Escrow- Laitinen Drive	20,533.40	
Highway Escrows	0.00	
Elm Street School Student Activity	908.00	
Middle School Student Activity	42,473.18	
High School Student Activity	<u>101,870.20</u>	209,508.03

Off Duty Detail Funds

Police Details	\$330,202.80	
Fire Details	<u>1,154.73</u>	<u>331,357.53</u>

Total Expenditures-All Funds

\$85,999,477.59

**City of Gardner
Report of the City Auditor
For the Fiscal Year Ending June 30, 2011**

100 - General Fund - Balance Sheet

100-10400	Cash & Investments - Treasurer	\$5,125,660.11
12105	Personal Property - 2005	1,516.59
12106	Personal Property - 2006	965.43
12107	Personal Property - 2007	824.91
12108	Personal Property - 2008	2,531.40
12109	Personal Property - 2009	2,221.45
12110	Personal Property - 2010	2,861.62
12111	Personal Property - 2011	10,652.95
12209	Real Estate - 2009	37,306.87
12210	Real Estate - 2010	203,792.69
12211	Real Estate - 2011	652,750.64
12400	Tax Lien Receivable	461,474.51
12450	Deferred Real Estate Tax Receivable	1,266.88
12600	Motor Vehicle Excise - 2000	9,248.45
12601	Motor Vehicle Excise - 2001	12,551.22
12602	Motor Vehicle Excise - 2002	12,842.74
12603	Motor Vehicle Excise - 2003	17,188.67
12604	Motor Vehicle Excise - 2004	16,588.83
12605	Motor Vehicle Excise - 2005	21,571.85
12606	Motor Vehicle Excise - 2006	21,522.65
12607	Motor Vehicle Excise - 2007	19,537.43
12608	Motor Vehicle Excise - 2008	20,777.74
12609	Motor Vehicle Excise - 2009	27,990.49
12610	Motor Vehicle Excise - 2010	68,135.32
12611	Motor Vehicle Excise - 2011	203,057.15
12676	Motor Vehicle Excise - 1976	189.20
12677	Motor Vehicle Excise - 1977	1,445.14
12678	Motor Vehicle Excise - 1978	2,011.88
12679	Motor Vehicle Excise - 1979	6,611.22
12680	Motor Vehicle Excise - 1980	8,787.87
12681	Motor Vehicle Excise - 1981	2,904.64
12682	Motor Vehicle Excise - 1982	3,953.19
12683	Motor Vehicle Excise - 1983	4,614.33
12684	Motor Vehicle Excise - 1984	4,357.14
12685	Motor Vehicle Excise - 1985	5,265.26
12686	Motor Vehicle Excise - 1986	7,777.58
12687	Motor Vehicle Excise - 1987	11,497.02
12688	Motor Vehicle Excise - 1988	14,422.93
12689	Motor Vehicle Excise - 1989	16,904.26
12690	Motor Vehicle Excise - 1990	15,168.05
12691	Motor Vehicle Excise - 1991	13,288.80
12692	Motor Vehicle Excise - 1992	8,352.95
12693	Motor Vehicle Excise - 1993	6,314.29
12694	Motor Vehicle Excise - 1994	6,076.05
12695	Motor Vehicle Excise - 1995	6,991.07
12696	Motor Vehicle Excise - 1996	6,992.24
12697	Motor Vehicle Excise - 1997	7,410.84
12698	Motor Vehicle Excise - 1998	6,522.98
12699	Motor Vehicle Excise - 1999	7,875.60
12710	Boat Excise - 2010	842.00

City of Gardner
Report of the City Auditor
For the Fiscal Year Ending June 30, 2011

13100 Dept. Rec. - Veterans Benefits	485,040.15	
13110 Dept. Rec. - Mart	4,870.89	
14000 Miscellaneous Receivables	275.00	
15100 Notes Receivable	137,500.00	
17900 Due from State Receivable	158,849.00	
18500 Prepaid Payroll	1,066.35	
18800 Tax Foreclosures/Possessions	674,967.90	
20200 Accounts / Warrants Payable		588,383.70
21520 Life-Group-Vol Withheld		6,105.01
21700 Union Dues Withheld		0.03
22000 Accrued Payroll		272,590.76
22010 Accrued Compensatory Time		123,772.82
22105 Reserve for Abts/Exemptions - 2005		1,516.59
22106 Reserve for Abts/Exemptions - 2006		965.43
22107 Reserve for Abts/Exemptions - 2007		900.00
22108 Reserve for Abts/Exemptions - 2008		4,779.79
22109 Reserve for Abts/Exemptions - 2009		46,354.97
22110 Reserve for Abts/Exemptions - 2010		57,086.17
22111 Reserve for Abts/Exemptions - 2011		120,077.38
26100 Deferred Revenue - Real & Personal Property		549,617.55
26220 Deferred Revenue - Tax Liens/Deferred		462,741.39
26250 Deferred Revenue - Tax Possessions		674,967.90
26300 Deferred Revenue - Motor Vehicle		627,589.07
26540 Deferred Revenue - Departmental		490,186.04
26800 Deferred Revenue - Notes Receivable		137,500.00
31500 Unreserved Fund Balance		2,095,906.91
32110 F/B Designated for Encumb/Cont Approp		1,643,882.90
35200 F/B Designated for Expenditures		689,060.00
	-----	-----
	\$8,593,984.41	\$8,593,984.41
	=====	=====

210 - Revolving Funds - Balance Sheet

210-10400 Cash & Investments - Treasurer	\$207,470.67	
20200 Accounts / Warrants Payable		3,341.16
31500 F/B Mayor's Summer Celebration		24,795.03
31500 F/B Wal-Mart Consulting		1,502.27
31500 F/B Plan Board Publications		1,812.65
31500 F/B Gardner LLC Consulting		2,270.56
31500 F/B Vertical Construction Consulting		2,611.53
31500 F/B Downtown Development		2,250.00
31500 F/B Law Enforcement		105,370.92
31500 F/B Road Resurfacing		15,000.00
31500 F/B Airport Fuel		8,716.93
31500 F/B Cemetery Perpetual Care		28,599.82
31500 F/B Insurance Recoveries Under \$20,000		11,199.80
	-----	-----
	\$207,470.67	\$207,470.67
	=====	=====

**City of Gardner
Report of the City Auditor
For the Fiscal Year Ending June 30, 2011**

218 - School Revolving Funds - Balance Sheet

218-10400	Cash & Investments - Treasurer	\$738,750.25	
	17900 Due from State Receivable	35,332.75	
	20200 Accounts / Warrants Payable		146,657.18
	26540 Deferred Revenue		35,332.75
	31500 F/B School Lunch	64,149.67	
	31500 F/B Athletic Revolving		58,398.94
	31500 F/B Tuition Revolving		270,170.94
	31500 F/B Building Use Revolving		261,923.16
	31500 F/B School Gift		41,309.18
	31500 F/B Music Revolving		2,865.71
	31500 F/B Summer Football Camp		668.65
	31500 F/B Summer Basketball Camp		875.72
	31500 F/B Transportation Revolving		8,180.25
	31500 F/B Lost Books		5,329.42
	31500 F/B Gardner High Summer School		6,395.93
	31500 F/B Gardner Middle Summer School		31.36
	31500 F/B Elm Street After School Program		93.48
		-----	-----
		\$838,232.67	\$838,232.67
		=====	=====

220 - Reserved for Appropriation Funds - Balance Sheet

220-10400	Cash & Investments, Treasurer	\$682,648.34	
	13121 Departmental Receivable - Cemetery Sale of Lots	4,100.00	
	26540 Deferred Revenue - Departmental		4,100.00
	31500 F/B Municipal Waterways - Reserved		60.00
	31500 F/B Parking Meter Fees - Reserved		211,589.40
	31500 F/B Wetland Fees - Reserved		39,863.72
	31500 F/B Cable Commission Fees - Reserved		313,543.07
	31500 F/B Sale of Lots - Reserved		81,513.45
	31500 F/B Recreation Fees - Reserved		9,721.41
	31500 F/B Insurance Recoveries Over \$20,000		26,357.29
		-----	-----
		\$686,748.34	\$686,748.34
		=====	=====

**City of Gardner
Report of the City Auditor
For the Fiscal Year Ending June 30, 2011**

245 - Gift Funds - Balance Sheet

245-10400	Cash & Investments - Treasurer	\$159,631.48	
	20200 Accounts / Warrants Payable		862.47
	31500 F/B Brooks Pharmacy		25,000.00
	31500 F/B Bike Trail Gift		110.02
	31500 F/B Pine Street Project		13,970.58
	31500 F/B Old English Village Gift		13,984.68
	31500 F/B Police Reward		500.00
	31500 F/B Police Gift		6,202.31
	31500 F/B Police Dog Gift		5,430.75
	31500 F/B School Safety Gift		2,965.66
	31500 F/B Fire Gift		1,172.35
	31500 F/B Fire SAFE Gift		0.00
	31500 F/B Civil Defense Gift		131.00
	31500 F/B Animal Shelter Gift		30,135.04
	31500 F/B Airport Gift		7,561.25
	31500 F/B Cemetery Gift		600.00
	31500 F/B Health Gift		510.01
	31500 F/B Council on Aging Gift		20,666.74
	31500 F/B Youth Commission Gift		1,227.92
	31500 F/B Disabilities Commission Gift		264.98
	31500 F/B Playground Gift		5,751.77
	31500 F/B Skateboard Park Gift		4,926.63
	31500 F/B Greenwood Pool Gift		3,571.48
	31500 F/B Monument Park Bandstand Gift		14,085.84
		-----	-----
		\$159,631.48	\$159,631.48
		=====	=====

270 - Federal Grants Fund - Balance Sheet

270-10400	Cash & Investments - Treasurer		\$96,353.72
	17900 Due from State Receivable	145,417.95	
	20200 Accounts / Warrants Payable		28,414.71
	26540 Deferred Revenue - State		145,417.95
	31500 F/B Brownfields Grant	9,750.70	
	31500 F/B COPS Technology Grant	55,274.62	
	31500 F/B Bulletproof Vests Grant		327.44
	31500 F/B JAG Grant	12,865.33	
	31500 F/B ARRA Fire Grant	11,687.84	
	31500 F/B Airport Grant	35,517.38	
	31500 F/B ERRP Grant	0.00	
		-----	-----
		\$270,513.82	\$270,513.82
		=====	=====

**City of Gardner
Report of the City Auditor
For the Fiscal Year Ending June 30, 2011**

280 - State Grants Fund - Balance Sheet

280-10400	Cash & Investments - Treasurer	\$189,126.86	
17900	Due from State Receivable	453,517.45	
20200	Accounts / Warrants Payable		214,502.87
20500	Contracts Payable - Retained Percentage		18,476.15
26540	Deferred Revenue - State		453,517.45
31500	F/B GRA Grant		32,818.62
31500	F/B Economic Development Coordinator Grant		39,729.38
31500	F/B North Central Mass. Development Corp. Grant		15,985.24
31500	F/B Otter River Land Acquisition Grant		5,971.01
31500	F/B Chapter 43D Technical Assistance Grant		5.71
31500	F/B Clean Energy	17,709.00	
31500	F/B Pine Street Reconstruction Grant	309,414.25	
31500	F/B Green Community Grant	33,174.00	
31500	F/B Traffic Enforcement Grant		3,682.75
31500	F/B Community Policing Grant	674.11	
31500	F/B Underage Drinking Grant		3,346.00
31500	F/B Local Preparedness Grant		7,100.00
31500	F/B Public Safety Equipment Grant		500.00
31500	F/B Bulletproof Vests Grant	11,250.00	
31500	F/B Byrne Grant		720.00
31500	F/B SAFE Grant		0.00
31500	F/B MEMA All Hazards Grant		1,972.39
31500	F/B Bioterrorism Preparedness Grant		25,107.19
31500	F/B SETB Grant	250.18	
31500	F/B EOPS Regionalization Grant		278.80
31500	F/B CERT Grant		463.29
31500	F/B Citizens Coprs Grant	92.11	
31500	F/B EMPG Grant	3,527.04	
31500	F/B Airport Grant	75.64	
31500	F/B Bioterrorism Preparedness Grant (Health)		16,198.94
31500	F/B Recycling Grant		2,004.82
31500	F/B Council on Aging Formula Grant		0.00
31500	F/B State Aid to Libraries		116,049.83
31500	F/B Heritage State Park		55,210.43
31500	F/B Cultural Council Grant		5,169.77
		-----	-----
		\$1,018,810.64	\$1,018,810.64
		=====	=====

City of Gardner
Report of the City Auditor
For the Fiscal Year Ending June 30, 2011

284 - School Federal Grants Fund - Balance Sheet

284-10400 Cash & Investments - Treasurer	\$433,674.75	
17900 Due from State Receivable	39,571.90	
20200 Accounts / Warrants Payable		103,191.62
26540 Deferred Revenue - State		39,571.90
31500 F/B Title I Grant		71,065.38
31500 F/B Teacher Quality Grant		16,743.46
31500 F/B Enhanced Education through Technology Grant		0.00
31500 F/B Title IV Drug Free Schools Grant		2,704.00
31500 F/B Sped 94-142 Grant		184,460.80
31500 F/B Sped Early Childhood Grant	11,287.41	
31500 F/B Title III Limited English Proficiency Grant		7,464.18
31500 F/B COPS School Grant		429.79
31500 F/B ARRA Title I Grant		5,276.44
31500 F/B ARRA IDEA Grant		42,773.58
31500 F/B ARRA Sped Early Childhood Grant	18,468.97	
31500 F/B Title I Support Grant		4,672.61
31500 F/B ARRA Title IID Grant		24,237.59
31500 F/B Title I Distinguished Schools Grant		713.16
31500 F/B Race to the Top Grant		4,229.42
31500 F/B Level 3 Targeted Grant	3,991.90	
31500 F/B Interventions Grant	539.00	
	-----	-----
	\$507,533.93	\$507,533.93
	=====	=====

285 - School State Grants Fund - Balance Sheet

285-10400 Cash & Investments - Treasurer	\$1,731,903.21	
17900 Due from State Receivable	1,726.00	
20200 Accounts / Warrants Payable		3,303.54
26540 Deferred Revenue - State		1,726.00
31500 F/B School Choice		1,335,499.26
31500 F/B SPED Reimbursement		239,957.00
31500 F/B Enhanced School Health Grant		10,287.01
31500 F/B K-12 Literacy Grant		115.32
31500 F/B Summer Academic Support Grant		0.00
31500 F/B Project Bread		625.26
31500 F/B Kindergarten Enhancement Grant		1,049.72
31500 F/B Preschool Assessment	278.13	
31500 F/B Education Jobs Grant		90,744.37
31500 F/B E-Rate Grant		24,732.49
31500 F/B I.C.E. Grant		22,217.37
31500 F/B Big Yellow Bus Grant		400.00
31500 F/B Tools of the Mind Grant		3,250.00
	-----	-----
	\$1,733,907.34	\$1,733,907.34
	=====	=====

**City of Gardner
Report of the City Auditor
For the Fiscal Year Ending June 30, 2011**

290 - Community Development Block Grants Fund - Balance Sheet

290-10400 Cash & Investments - Treasurer	\$329,709.57	
19900 Funds Authorized	353,882.00	
19910 Funds Authorized and Unspent		353,882.00
20200 Accounts / Warrants Payable		190,931.59
20500 Contracts Payable - Retained Percentage		26,933.40
20501 Rehab Escrow		16,698.95
31500 F/B Program Income		46,454.57
31500 F/B FY09 Mini-Entitlement		7,010.00
31500 F/B FY10 Mini-Entitlement		41,681.06
	-----	-----
	\$683,591.57	\$683,591.57
	=====	=====

295 - HUD Federal Grant Fund - Balance Sheet

295-10400 Cash & Investments - Treasurer	\$12,087.51	
31500 F/B HUD		12,087.51
	-----	-----
	\$12,087.51	\$12,087.51
	=====	=====

300 - Highway Improvement Fund - Balance Sheet

300-10400 Cash & Investments - Treasurer		\$371,973.40
17900 Due from State Receivable	538,383.72	
19900 Funds Authorized	654,374.86	
19910 Funds Authorized and Unspent		654,374.86
26990 Deferred Revenue - State		538,383.72
31501 F/B Road Resurfacing		146,737.94
31502 F/B Chapter 90 Projects	518,711.34	
	-----	-----
	\$1,711,469.92	\$1,711,469.92
	=====	=====

320 - Golf Course Park Capital Project Fund - Balance Sheet

320-27200 Bond Anticipation Notes		\$88,000.00
31500 F/B Golf Course Capital Projects	88,000.00	
	-----	-----
	\$88,000.00	\$88,000.00
	=====	=====

**City of Gardner
Report of the City Auditor
For the Fiscal Year Ending June 30, 2011**

330 - GRA Summit Industrial Park Capital Project Fund - Balance Sheet

330-10400 Cash & Investments - Treasurer	\$0.00	
31500 F/B GRA Summit Ind. Park Capital Projects		0.00
	-----	-----
	\$0.00	\$0.00
	=====	=====

335 - Parker Pond Capital Project Fund - Balance Sheet

340-10400 Cash & Investments - Treasurer	\$73,496.57	
31500 F/B Parker Pond Capital Project		73,496.57
	-----	-----
	\$73,496.57	\$73,496.57
	=====	=====

340 - Landfill Capital Project Fund - Balance Sheet

340-10400 Cash & Investments - Treasurer	\$20,944.54	
27200 Bond Anticipation Notes		500,000.00
31500 F/B Landfill Capital Projects	479,055.46	
	-----	-----
	\$500,000.00	\$500,000.00
	=====	=====

350 - Sewer Capital Projects Fund - Balance Sheet

350-10400 Cash & Investments - Treasurer	\$173,721.27	
31500 F/B Sewer Capital Projects		173,721.27
	-----	-----
	\$173,721.27	\$173,721.27
	=====	=====

360 - Water Capital Project Fund - Balance Sheet

360-10400 Cash & Investments - Treasurer	\$101,193.75	
31500 F/B Water Capital Projects		101,193.75
	-----	-----
	\$101,193.75	\$101,193.75
	=====	=====

**City of Gardner
Report of the City Auditor
For the Fiscal Year Ending June 30, 2011**

370 - School Improvement Capital Project Fund - Balance Sheet

370-10400	Cash & Investments - Treasurer	\$570,000.00	
	20200 Sccounts Payable		69,064.00
	27200 Bond Anticipation Notes		700,000.00
	31500 F/B School Improvement Capital Projects	199,064.00	
		-----	-----
		\$769,064.00	\$769,064.00
		=====	=====

380 - City Miscellaneous Capital Projects Fund - Balance Sheet

380-10400	Cash & Investments - Treasurer	\$1,007,852.50	
	17900 Due from MFDA Receivable	3,523.76	
	20200 Accounts - Warrants Payable		2,635.00
	20500 Contracts Payable - Retained Percentage		0.00
	27200 Bond Anticipation Notes		1,725,000.00
	31500 F/B New Equipment	719,782.50	
	31500 F/B Bent Mill Property		3,523.76
		-----	-----
		\$1,731,158.76	\$1,731,158.76
		=====	=====

610 - Sewer Fund - Balance Sheet

610-10400	Cash & Investments - Treasurer	\$5,266,766.01	
	13110 Sewer Rates Receivable	516,817.46	
	13409 Sewer Liens Receivable - 2009	2,421.35	
	13410 Sewer Liens Receivable - 2010	4,414.71	
	13411 Sewer Liens Receivable - 2011	22,393.02	
	20200 Accounts - Warrants Payable		106,632.24
	20500 Contracts Payable - Retained Percentage		57,477.30
	26540 Deferred Revenue - Sewer		546,046.54
	31500 Unreserved Fund Balance		4,842,053.53
	32110 F/B Reserved for Encumb/Cont. Approp.		260,602.94
		-----	-----
		\$5,812,812.55	\$5,812,812.55
		=====	=====

City of Gardner
Report of the City Auditor
For the Fiscal Year Ending June 30, 2011

620 - Water Fund - Balance Sheet

620-10400 Cash & Investments - Treasurer	\$576,342.29	
13100 Water Rates Receivable	604,311.70	
13120 Water Main & Const. Receivable	1,827.33	
13130 Water Backflow Receivable	152.95	
13309 Water Liens Receivable - 2009	2,844.39	
13310 Water Liens Receivable - 2010	5,398.12	
13311 Water Liens Receivable - 2011	26,315.09	
20200 Accounts / Warrants Payable		120,658.53
26540 Deferred Revenue - Water		640,849.58
31500 Unreserved Fund Balance		450,683.76
32110 F/B Reserved for Encumb/Cont. Approp.		5,000.00
	-----	-----
	\$1,217,191.87	\$1,217,191.87
	=====	=====

630 - Golf Course Fund - Balance Sheet

630-10400 Cash & Investments - Treasurer	\$7,264.97	
20200 Accounts / Warrants Payable		2,119.87
31500 Unreserved Fund Balance		203.57
32110 F/B Reserved for Encumb/Cont. Approp.		4,941.53
	-----	-----
	\$7,264.97	\$7,264.97
	=====	=====

640 - Landfill Closure Fund - Balance Sheet

640-10400 Cash & Investments - Treasurer	\$612,239.70	
20200 Accounts / Warrants Payable		20,660.36
31500 Unreserved Fund Balance		437,660.34
35200 F/B Reserved for Expenditures		153,919.00
	-----	-----
	\$612,239.70	\$612,239.70
	=====	=====

**City of Gardner
Report of the City Auditor
For the Fiscal Year Ending June 30, 2011**

650 - Solid Waste Fund - Balance Sheet

650-10400	Cash & Investments - Treasurer	\$420,190.94	
	13800 Unit Trash Fees Receivable	289,856.73	
	13809 Trash Liens Receivable - 2009	42.75	
	13810 Trash Liens Receivable - 2010	2,280.03	
	13811 Trash Liens Receivable - 2011	14,380.00	
	14000 Miscellaneous Receivables	3,158.00	
	14010 Residential Recycling Fees Receivables	6.00	
	14020 Corporate Recycling Fees Receivable	54.26	
	20200 Accounts / Warrants Payable		91,704.68
	26540 Deferred Revenue - Solid Waste		309,777.77
	31500 Unreserved Fund Balance		321,293.22
	32110 F/B Reserved for Encumb/Cont. Approp.		7,193.04
		-----	-----
		\$729,968.71	\$729,968.71
		=====	=====

700 - Non-Expendable Trust Funds - Balance Sheet

700-10400	Cash & Investments - Treasurer	\$437,899.35	
	32910 E&A Tuhkunen Flower Fund		514.25
	32911 Snell-Archibald Flower Fund		514.62
	32912 Lucy Van Bentheyson Flower Fund		522.71
	32913 H&H Taylor Flower Fund		417.81
	32914 Allen-Sawin Flower Fund		204.91
	32915 A.G. Gilson Flower Fund		422.84
	32916 Selma Roth Flower Fund		204.68
	32917 William Thomas Flower Fund		102.24
	32918 E.L. Knowlton Flower Fund		521.93
	32919 Agnes Bourne Flower Fund		535.00
	32920 M. St. Germaine Flower Fund		508.18
	32921 Alice M. Goff Flower Fund		508.18
	32922 Cemetery Perpetual Care Funds		432,577.31
	32954 Col. Thomas Gardner Statue Fund		344.69
		-----	-----
		\$437,899.35	\$437,899.35
		=====	=====

**City of Gardner
Report of the City Auditor
For the Fiscal Year Ending June 30, 2011**

701 - Expendable Trust Funds - Balance Sheet

701-10400	Cash & Investments - Treasurer	\$2,421,933.14	
22210	Accrued Health Insurance IBNR		728,854.00
32910	E&A Tuhkunen Flower Fund		905.56
32911	Snell-Archibald Flower Fund		940.10
32912	Lucy Van Bentheyson Flower Fund		1,692.15
32913	H&H Taylor Flower Fund		1,319.80
32914	Allen-Sawin Flower Fund		290.22
32915	A.G. Gilson Flower Fund		1,784.46
32916	Selma Roth Flower Fund		269.90
32917	William Thomas Flower Fund		124.58
32918	E.L. Knowlton Flower Fund		1,617.67
32919	Agnes Bourne Flower Fund		2,825.38
32920	M. St. Germaine Flower Fund		337.88
32921	Alice M. Goff Flower Fund		337.85
32922	Cemetery Perpetual Care Funds		29,335.30
32937	Blue Cross/Blue Shield Trust		602,713.56
32938	Conservation Trust Fund		12,012.64
32944	Stabilization Trust Fund		1,036,428.59
32954	Col. Thomas Gardner Statue Fund		143.50
		-----	-----
		\$2,421,933.14	\$2,421,933.14
		=====	=====

710 - Non-Expendable Scholarship Funds - Balance Sheet

710-10400	Cash & Investments - Treasurer	\$1,122,688.56	
32923	Todd Lind Scholarship Fund		15,651.95
32924	H&M Gates Scholarship Fund		257,153.48
32925	A. Kauppinen Scholarship Fund		10,102.51
32926	A.E. Dell Scholarship Fund		5,657.79
32927	B. Minott Scholarship Fund		7,475.80
32928	GHS Faculty Scholarship Fund		8,035.43
32929	School Scholarship Fund		18,849.60
32930	Weighill Math Trust		86,853.62
32931	F.I. Danforth Scholarship Fund		1,972.40
32932	H.F. Parker Memorial Scholarship Fund		3,291.70
32933	J.E. Miller Scholarship Fund		3,616.18
32934	Kuniholm Scholarship Fund		7,479.90
32941	Lebanese American Club Scholarship		3,538.75
32942	Sam Atter Scholarship Fund		10,292.45
32943	Vaito K. Eloranta Scholarship Fund		124,914.72
32946	Sara Spring Scholarship Fund		4,352.83
32948	Congregation Ohave Shalom Scholarship Fund		10,102.52
32949	H. Lavallee Fine Arts Scholarship Fund		78,951.15
32951	H. William Snell Scholarship Fund		390.11
32952	Howard F. Lashua Scholarship Fund		903.60
32955	Peter Moutsos Scholarship Fund		5,398.84
32957	D.G.Farragut Scholarship Fund		46,315.43
32958	Robert Sadowski, II Scholarship Fund		1,351.26

City of Gardner
Report of the City Auditor
For the Fiscal Year Ending June 30, 2011

32960 Adam Gallant Scholarship Fund	1,045.87
32963 Matthew Smith Scholarship Fund	2,545.52
32964 H W Ferguson Family Fund Scholarship	187,509.81
32965 Maude Cobleigh Scholarship Fund	2,559.59
32966 Dorothy LeBlanc Scholarship Fund	5,811.82
32967 Kenneth Arsenault Scholarship Fund	15,607.29
32969 Neil Champney Scholarship Fund	16,525.62
32970 Ken Aho Scholarship Fund	3,952.96
32971 GHS Alumni Scholarship Fund	10,399.71
32972 Michael Carlson Scholarship Fund	21,011.11
32973 Jean E. Britton Scholarship Fund	15,248.07
32974 Girls Athletic Booster Scholarship Fund	12,134.01
32975 Joseph & Stephanie Jasinski Scholar. Fund	333.76
32976 Cecilia McKean Scholarship Fund	10,369.85
32977 Ovila & Alice Breau Scholarship Fund	17,590.24
32978 Roger Antaya Scholarship Fund	12,437.00
32979 Jad. & Michael Zemak Scholarship Fund	49,954.31
32980 Shevis Journalism Scholarship Fund	25,000.00

	\$1,122,688.56
	=====
	\$1,122,688.56
	=====

711 - Expendable Scholarship Funds - Balance Sheet

711-10400 Cash & Investments - Treasurer	\$19,091.83
32923 Todd Lind Scholarship Fund	146.62
32924 H&M Gates Scholarship Fund	4,367.27
32925 A. Kauppinen Scholarship Fund	185.34
32926 A.E. Dell Scholarship Fund	89.18
32927 B. Minott Scholarship Fund	139.91
32928 GHS Faculty Scholarship Fund	133.07
32929 School Scholarship Fund	310.50
32930 Weighill Math Trust	707.82
32931 F.I. Danforth Scholarship Fund	42.07
32932 H.F. Parker Memorial Scholarship Fund	53.56
32933 J.E. Miller Scholarship Fund	63.63
32934 Kuniholm Scholarship Fund	122.80
32941 Lebanese American Club Scholarship	115.01
32942 Sam Atter Scholarship Fund	164.66
32943 Vaito K. Eloranta Scholarship Fund	1,997.23
32946 Sara Spring Scholarship Fund	981.22
32948 Congregation Ohave Shalom Scholarship Fund	160.89
32949 H. Lavallee Fine Arts Scholarship Fund	2,152.00
32951 H. William Snell Scholarship Fund	6.56
32952 Howard F. Lashua Scholarship Fund	18.09
32955 Peter Moutsos Scholarship Fund	82.34
32957 D.G.Farragut Scholarship Fund	819.96
32958 Robert Sadowski, II Scholarship Fund	46.11
32960 Adam Gallant Scholarship Fund	31.55
32963 Matthew Smith Scholarship Fund	41.09
32964 H W Ferguson Family Fund Scholarship	2,976.06
32965 Maude Cobleigh Scholarship Fund	41.08

City of Gardner
Report of the City Auditor
For the Fiscal Year Ending June 30, 2011

32966 Dorothy LeBlanc Scholarship Fund		93.80
32967 Kenneth Arsenault Scholarship Fund		248.07
32969 Neil Champney Scholarship Fund		239.65
32970 Ken Aho Scholarship Fund		168.54
32971 GHS Alumni Scholarship Fund		173.39
32972 Michael Carlson Scholarship Fund		332.98
32973 Jean E. Britton Scholarship Fund		241.06
32974 Girls Athletic Booster Scholarship Fund		192.86
32975 Joseph & Stephanie Jasinski Scholar. Fund		60.55
32976 Cecilia McKean Scholarship Fund		164.84
32977 Ovilla & Alice Breau Scholarship Fund		264.20
32978 Roger Antaya Scholarship Fund		196.01
32979 Jad. & Michael Zemak Scholarship Fund		480.84
32980 Shevis Journalism Scholarship Fund		239.42
	-----	-----
	\$19,091.83	\$19,091.83
	=====	=====

800 - Agency Funds - Balance Sheet

800-10400	Cash & Investments - Treasurer		\$612,620.26
	10403 Petty Cash - Student Activity Accounts		38,500.00
	13123 Cemetery Perpetual Care Receivable		2,750.00
	20200 Accounts / Warrants Payable		11,519.02
	20520 Planning Board Escrow/Pearly Lane		26,497.72
	20530 Planning Board Escrow/Farmhill Estates		96.68
	20560 Escrow - Earth Tech		100,000.00
	20584 Planning Board Escrow/Harvard Street Ext.		3,370.29
	20585 Planning Board Escrow/Kiley's Way		20,083.50
	20592 Planning Board Escrow/R&D Homes		304,636.95
	20596 Zoning Board Escrow/Robert Drive		10,072.82
	20597 Zoning Board Escrow/95 West Street		502.12
	20610 Highway Escrow/David Richard		5,681.44
	20622 Highway Escrow/RJ Pelchat		5,219.38
	20627 Highway Escrow/T & M Equipment		5,005.01
	20630 Highway Escrow/M. Moschetti		5,153.26
	20632 Highway Escrow/RA Powell		5,002.88
	20640 Highway Escrow/Enright Construction		5,619.64
	20655 Highway Escrow/Finish Grade		5,153.25
	20660 Highway Escrow/Banyan Construction		5,586.81
	20670 Highway Escrow/Glenn Hines		5,003.13
	20680 Highway Escrow/Dymek Custom		5,501.71
	20685 Highway Escrow/R. Bourgeois		5,419.41
	20690 Highway Escrow/Sweeney & Son		5,336.05

City of Gardner
Report of the City Auditor
For the Fiscal Year Ending June 30, 2011

25500 Purchasing Bid Deposits		1,458.33
25505 Golf Course Restaurant Deposit		500.00
25510 Animal Adoption Deposits		12,049.13
25600 Due to Vendors	60.00	
25750 Due to Commonwealth-Firearms Fund		375.00
25830 Middle School Student Activity Agency Account		15,328.74
25840 High School Student Activity Agency Account		71,067.77
25850 Elm Street School Student Activity Agency Acct		3,119.75
25860 Waterford St. School Student Act. Agency Acct		1,501.01
25870 HM Sauter School Student Act. Agency Acct		5,319.46
26540 Deferred Revenue - Departmental		2,750.00

	-----	-----
	\$653,930.26	\$653,930.26
	=====	=====

810 - Off Duty Details Fund - Balance Sheet
(formerly Fund 215)

215-10400 Cash & Investments - Treasurer		\$51,005.25
31501 F/B Off Duty Police Details	51,005.25	
31502 F/B Off Duty Fire Detail	0.00	

	-----	-----
	\$51,005.25	\$51,005.25
	=====	=====

900 - CDBG Loan Paybacks - Balance Sheet

900-13462 Lawrence Larondeau	\$2,916.95	
13463 Daniel & Samantha Berube	3,583.59	
26991 Net Funded or Fixed Debt		6,500.54

	-----	-----
	\$6,500.54	\$6,500.54
	=====	=====

City of Gardner
Report of the City Auditor
For the Fiscal Year Ending June 30, 2011

990 General Fixed Assets Group

990-19300 Land	\$1,469,758.00	
19400 Building & Improvements	28,770,952.00	
19490 Accumulated Depreciation - Building		15,771,778.00
19500 Vehicles	6,786,964.00	
19590 Accumulated Depreciation - Vehicles		6,135,294.00
19600 Equipment	1,297,194.00	
19690 Accumulated Depreciation - Equipment		507,108.00
19700 Textbooks	736,753.00	
19790 Accumulated Depreciation - Textbooks		721,997.00
19800 Infrastructure	18,301,273.00	
19890 Accumulated Depreciation - Infrastructure		9,922,521.00
19950 Construction in Progress	781,606.00	
<u>Sewer Enterprise</u>		
19400 Building & Improvements	17,542,254.00	
19490 Accumulated Depreciation - Building		17,542,254.00
19500 Vehicles	682,982.00	
19590 Accumulated Depreciation - Vehicles		589,287.00
19800 Infrastructure	3,774,536.00	
19890 Accumulated Depreciation - Infrastructure		2,257,837.00
<u>Water Enterprise</u>		
19300 Land	591,769.00	
19400 Building & Improvements	13,896,786.00	
19490 Accumulated Depreciation - Building		3,454,369.00
19500 Vehicles	274,908.00	
19590 Accumulated Depreciation - Vehicles		252,124.00
19600 Equipment	773,222.00	
19690 Accumulated Depreciation - Equipment		764,720.00
19800 Infrastructure	13,687,723.00	
19890 Accumulated Depreciation - Infrastructure		8,627,164.00
<u>Golf Course Enterprise</u>		
19300 Land	419,653.00	
19400 Building & Improvements	250,619.00	
19490 Accumulated Depreciation - Building		95,128.00
19500 Vehicles	43,212.00	
19590 Accumulated Depreciation - Vehicles		35,048.00
19600 Equipment	108,372.00	
19690 Accumulated Depreciation - Equipment		32,512.00
<u>Solid Waste Enterprise</u>		
19600 Equipment	635,563.00	
19690 Accumulated Depreciation - Equipment		63,556.00
30150 Net Assets Unrestricted		25,085,802.00
30150 Net Assets Sewer		1,610,394.00
30150 Net Assets Water		16,126,031.00
30150 Net Assets Golf Course		659,168.00
30150 Net Assets Solid Waste		572,007.00
	-----	-----
	\$110,826,099.00	\$110,826,099.00
	=====	=====

**City of Gardner
Report of the City Auditor
For the Fiscal Year Ending June 30, 2011**

999 - General Long Term Debt Group - Balance Sheet

999-19900	Bonds Authorized	\$5,715,000.00	
19910	Bonds Authorized & Unissued		5,715,000.00
19920	Amounts to be Provided for Sick Time Accrual	2,938,488.18	
19930	Prepaid Debt Service	618,965.14	
19940	Amounts to be Provided - NOO	17,637,446.00	
19969	Amounts to be Provided for Payment	18,943,676.50	
28200	Accrued Sick Time		2,938,488.18
28300	Accrued Net OPEB Obligation		17,637,446.00
29000	Bds Payable Inside Debt-Street Const.		53,820.00
29001	Bds Payable Inside Debt-Building Renov.		990,000.00
29002	Bds Payable Inside Debt-Storm Drain		100,000.00
29008	Bds Payable Inside Debt-Land Acquisition		58,000.00
29401	Bds Payable Outside Debt-Sewer		585,405.00
29402	Bds Payable Outside Debt-Water		4,143,635.00
29404	Bds Payable Outside Debt-Middle School		5,265,960.00
29405	Bds Payable Outside Debt-WPAT		4,661,093.85
29406	Bds Payable Outside Debt-WPAT Sewer/Snake		695,486.65
29407	Bds Payable Outside Debt-WPAT Water/Snake		2,390,276.00
29501	Bond Premium - General		318,431.90
29502	Bond Premium - Sewer		92,714.03
29503	Bond Premium - Water		207,819.21
		-----	-----
		\$45,853,575.82	\$45,853,575.82
		=====	=====

**City of Gardner
Report of the City Auditor
For the Fiscal Year Ending June 30, 2011**

Outstanding City Debt

<u>Fredette Street</u>		
2012 through 2024	<u>\$4,485.00</u>	\$53,820.00
<u>Crystal Lake Water Treatment Plant (WPAT Loan)</u>		
2012	\$452,762.28	
2013	466,078.82	
2014	479,395.35	
2015	497,150.74	
2016	514,906.12	
2017	532,661.50	
2018	554,855.73	
2019	577,049.96	
2020	<u>585,927.65</u>	4,660,788.15
<u>Crystal Lake Water Treatment Plant (WPAT Loan)</u>		
2012	\$29.62	
2013	30.31	
2014	31.38	
2015	33.99	
2016	33.99	
2017	33.99	
2018	36.60	
2019	36.60	
2020	<u>39.22</u>	305.70
<u>Crystal Lake Water Treatment Plant</u>		
2012	\$60,000.00	
2013 to 2022	<u>55,000.00</u>	610,000.00
<u>Water Mains</u>		
2012 to 2015	\$265,000.00	
2016 to 2019	260,000.00	
2020 to 2022	<u>255,000.00</u>	2,865,000.00
<u>Parker Pond Project</u>		
2012 to 2013	<u>\$50,000.00</u>	100,000.00
<u>School Remodeling</u>		
2012 to 2013	\$220,000.00	
2014	190,000.00	
2015 to 2016	<u>180,000.00</u>	990,000.00

**City of Gardner
Report of the City Auditor
For the Fiscal Year Ending June 30, 2011**

Snake Pond Well Water Treatment Plant (WPAT Loan)-Sewer

2012	\$39,271.63	
2013	40,349.65	
2014	41,921.81	
2015	43,199.88	
2016	44,493.12	
2017	46,612.60	
2018	47,671.84	
2019	49,790.32	
2020	51,908.80	
2021	54,028.28	
2022	56,146.77	
2023	58,265.25	
2024	60,383.73	
2025	<u>61,442.97</u>	695,486.65

Snake Pond Well Water Treatment Plant (WPAT Loan)-Water

2012	\$134,971.00	
2013	138,675.00	
2014	144,078.00	
2015	148,475.00	
2016	152,917.00	
2017	160,198.00	
2018	163,839.00	
2019	171,121.00	
2020	178,403.00	
2021	185,684.00	
2022	192,966.00	
2023	200,248.00	
2024	207,530.00	
2025	<u>211,171.00</u>	2,390,276.00

Middle School (Refunding Bonds)

2012	\$765,500.00	
2013	756,500.00	
2014	746,600.00	
2015	760,190.00	
2016	778,661.00	
2017	732,509.00	
2018	<u>726,000.00</u>	5,265,960.00

**City of Gardner
Report of the City Auditor
For the Fiscal Year Ending June 30, 2011**

Fixed Assets

	<u>Balance</u> <u>June 30, 2010</u>	<u>Additions</u>	<u>Sale or</u> <u>Disposal</u>	<u>Transfer</u>	<u>Balance</u> <u>June 30, 2011</u>
<u>General Fund</u>					
Land	\$1,467,063	\$6,073	\$3,378		\$1,469,758
Building & Improvements	28,574,179	196,774			28,770,953
Accumulated Depreciation	(14,855,094)	(916,684)			(15,771,778)
Vehicles	6,431,108	355,856			6,786,964
Accumulated Depreciation	(5,819,476)	(315,818)			(6,135,294)
Equipment	649,690	65,866	24,582	606,219	1,297,193
Accumulated Depreciation	(434,582)	(97,108)	(24,582)		(507,108)
Textbooks	721,260	15,493			736,753
Accumulated Depreciation	(712,096)	(9,901)			(721,997)
Infrastructure	17,295,978	419,125		586,170	18,301,273
Accumulated Depreciation	(9,143,542)	(778,979)			(9,922,521)
Construction in Progress	<u>464,496</u>	1,509,499		(1,192,389)	<u>781,606</u>
Net Assets-General Fund	\$24,638,984				\$25,085,802
<u>Sewer Fund</u>					
Land	\$0				\$0
Building & Improvements	17,542,254				17,542,254
Accumulated Depreciation	(17,542,254)				(17,542,254)
Vehicles	682,982				682,982
Accumulated Depreciation	(546,895)	(42,392)			(589,287)
Infrastructure	3,774,536				3,774,536
Accumulated Depreciation	(2,083,513)	(174,324)			(2,257,837)
Construction in Progress	<u>0</u>				<u>0</u>
Net Assets-Sewer	\$1,827,110				\$1,610,394

**City of Gardner
Report of the City Auditor
For the Fiscal Year Ending June 30, 2011**

Fixed Assets

	<u>Balance</u> <u>June 30, 2010</u>	<u>Additions</u>	<u>Sale or</u> <u>Disposal</u>	<u>Transfer</u>	<u>Balance</u> <u>June 30, 2011</u>
<u>Water Fund</u>					
Land	\$591,769				\$591,769
Building & Improvements	13,896,786				13,896,786
Accumulated Depreciation	(3,111,537)	(342,832)			(3,454,369)
Vehicles	274,908				274,908
Accumulated Depreciation	(235,052)	(17,072)			(252,124)
Equipment	773,222				773,222
Accumulated Depreciation	(688,220)	(76,500)			(764,720)
Infrastructure	13,528,278	159,445			13,687,723
Accumulated Depreciation	(8,358,550)	(268,614)			(8,627,164)
Construction in Progress	<u>0</u>				<u>0</u>
Net Assets-Water	\$16,671,604				\$16,126,031

Golf Course Fund

Land	\$419,653				\$419,653
Building & Improvements	218,349	35,864	3,594		250,619
Accumulated Depreciation	(93,296)	(5,426)	(3,594)		(95,128)
Vehicles	43,212				43,212
Accumulated Depreciation	(29,606)	(5,442)			(35,048)
Equipment	108,372				108,372
Accumulated Depreciation	<u>(11,921)</u>	(20,591)			<u>(32,512)</u>
Net Assets-Golf Course	\$654,763				\$659,168

Solid Waste Fund

Equipment	\$0	\$635,563			\$635,563
Accumulated Depreciation	<u>0</u>	(63,556)			<u>(63,556)</u>
Net Assets-Golf Course	\$0				\$572,007

**City of Gardner
Report of the City Auditor
For the Fiscal Year Ending June 30, 2011**

ENCUMBRANCES/CARRY FORWARDS TO FISCAL YEAR 2012

GENERAL FUND

City Auditor	Professional Services	11135-52190	\$8,200.00
City Assessor	Valuation Update	11141-55050	77,805.51
City Treasurer	Central Computer	11145-52040	500.00
Personnel	Professional Services	11152-52190	74.50
	Office Supplies	11152-52230	210.90
City Clerk	Ordinance Codification	11161-64230	10,840.00
Planning Board	Encumb. Open Space Plan	11175-62198	61.87
Community Develop.	Parker Pond Restoration	11182-65192	16,674.92
	Match-No Central Pathway	11182-65195	3,221.35
City Hall Maintenance	Repairs & Maintenance	11192-52030	27.71
	Energy & Utilities	11192-52110	5,766.48
Mayor's Unclassified	Medical Exams	11199-52191	635.00
	Annual Report	11199-52194	200.00
	New Police Station	11199-55210	102,642.50
Police	Main St. Wall Repair	11199-57515	34,223.84
	Communications	12210-52150	2,971.47
Civil Defense	Minor Equipment	12291-52050	271.31
Animal Shelter	Animal Care & Disposal	12292-52997	200.00
Forestry	Outside Tree Work	12294-52191	25,000.00
School	Regular Transportation	13960-52800	53,410.22
	SPED Transportation	13960-55804	150,646.35
	Expenses	13960-68000	1,081,299.59
Survey	Information Technology	14410-52040	11,305.00
Highway	Traffic Maintenance	14420-52032	2,657.38
	Prof. Develop. & Travel	14420-52170	75.00
	Snow & Ice	14420-52210	261.30
	Vehicle Supplies	14420-52240	577.06
	Road Maintenance	14420-52700	21,902.03
	Encumb. Traffic Maintenance	14420-62032	1,600.00
	Encumb. Drains	14420-62997	2,221.54
	Information Technology	14421-52040	34.79
	Minor Equipment	14429-52050	1,340.00
	Building Rehab	14429-55163	4,000.00
Airport	Enc. Repairs & Maintenance	14482-62030	536.52
	Enc. Professional Services	14482-62190	563.25
Council on Aging	Repairs & Maintenance	15541-52030	246.44
	Building Repairs	15541-57800	2,075.18
Veterans	Veterans Benefits	15543-57100	5,000.00
Greenwood Pool	Pool Supplies	16621-52231	103.89
Historical Commission	Enc. Cemetery Restoration	16650-65141	2,000.00
	Enc. Printing: Portrait of Past	16650-65151	2,500.00
Employee Benefits	Chapter 41 Medical Allowance	19914-57062	<u>10,000.00</u>

TOTAL GENERAL FUND

\$1,643,882.90

City of Gardner
Report of the City Auditor
For the Fiscal Year Ending June 30, 2011

SEWER FUND

Sewer	Professional Services	61440-52190	\$5,000.00
	Chemicals	61440-52231	8,000.00
	I & I Removal	61440-55139	241,490.00
	Enc. Sewer I & I	61440-65139	<u>6,112.94</u>
TOTAL SEWER FUND			\$260,602.94

WATER FUND

Water	Professional Services	62450-52190	<u>\$5,000.00</u>
TOTAL WATER FUND			\$5,000.00

GOLF COURSE FUND

Golf Course	Cart Rental	63640-52031	<u>\$4,941.53</u>
TOTAL GOLF COURSE FUND			\$4,941.53

SOLID WASTE FUND

Solid Waste	Repairs & Maintenance	65430-52030	\$2,490.00
	Professional Services	65430-52190	250.00
	Trash Disposal	65430-52361	<u>4,453.04</u>
TOTAL SOLID WASTE FUND			\$7,193.04

This report of the City Auditor is respectfully submitted,

Calvin D. Brooks

City Auditor

August 1, 2011

To: Honorable Mark Hawke
Members of the City Council

From: Dick Reynolds, Building Commissioner

Re: Gardner Building Department's 2010/2011 Annual Report (FY 11)

NEW CONSTRUCTION	PERMITS	FEEES
Single Family Residential I	6	12,642.00
Multi-Family Dwelling	0	-0-
Private Garages	3	625.00
Church	0	-0-
New Commercial	1	25,640.00
New Factory	0	-0-
Barns & Sheds	6	460.00
ALTERATIONS/ADDITIONS/REPAIRS	PERMITS	FEEES
Residential	183	10,375.17
Demolition	14	950.00
Churches	1	175.00
Factory	1	600.00
Roofing/Siding	87	4,780.00
Signs	11	280.00
Schools/Municipals	10	Waived 72,000.00
Commercial Alt/Add	10	82,000.00
Swimming Pools	9	370.00
Fences	15	375.00
Woodstoves/Chimneys	31	775.00
General Repairs & Certificates	321	26,417.24
TOTAL Permits.....	709	
TOTAL Fee's.....		\$ 166,464.41
Vacant Building Ordinance #1475		\$ 17,125.00
TOTAL Construction Value.....		\$ 12,167,079.00

FEEES reflect approximately .5 of 1% of construction value

Scheduled Inspections on Building Permits: 3,217
Scheduled R-2 & 106 Inspections: 117

Respectfully Submitted,
Dick Reynolds, Building Commissioner



CITY OF GARDNER MASSACHUSETTS

ALAN L. AGNELLI
CITY CLERK

2011 ANNUAL REPORT OF THE CITY CLERK

Vital Records - Births

The process of creating, registering, reporting, issuing, amending and maintaining vital records forms an important part of the City Clerk's responsibilities.

In 2011, the City Clerk's Office registered 500 births. Of these, 102 babies were born in Gardner to residents of Gardner; 78 babies born elsewhere in Massachusetts to Gardner residents; and, 320 babies were born in Gardner to non-Gardner residents.

Vital Records - Deaths

In 2011, the City Clerk's Office registered 314 deaths. Of these, 148 were Gardner residents who died in Gardner; 54 Gardner residents who died elsewhere in Massachusetts; and, 112 non-residents who died in Gardner.

Vital Records - Marriages

In 2011, the City Clerk's Office issued marriage licenses to 120 couples. Of these, 36 Gardner residents were married in Gardner; 43 Gardner residents were married elsewhere in Massachusetts; 21 non-residents were married in Gardner; and, 20 non-residents were married elsewhere in Massachusetts.

City Council

As Clerk of the Council, the City Clerk provided records, information and parliamentary procedural assistance to enable the City Council to fulfill its legislative responsibilities and provided the public with information concerning Council actions. The Clerk prepared and distributed the Calendar (Agenda) for each meeting. The City Clerk attended all meetings of the City Council and Finance Committee and recorded its proceedings. In addition, the Clerk posted meeting notices of the Council and its four standing committees.

As City Council administrator, the Clerk received and processed license applications for bowling alleys, billiard tables, new and used motor vehicle dealers, second hand article dealers and collectors, and flammable & explosive storage licensing. The City Clerk also processed public utility orders adopted by the City Council.

Elections

As Chief Elections Official, the City Clerk is responsible for directing State and Local elections. This includes the hiring and supervision of nearly seventy officials including Wardens, Clerks, Inspectors and Deputy Inspectors for eleven voting precincts, contracting for polling facilities and Election Day set-up; the printing of ballots, testing of voting equipment; purchasing of election supplies; certifying election results and reporting same to the Secretary of State.

During the period July 1, 2010 to December 31, 2011, the City Clerk supervised the September 14, 2010 State Primary, the November 2, 2010 State Election, and the November 8, 2011 City Election. In addition to planning and supervising elections, the City Clerk provides year-round Election and Voter information to media, political parties, candidates, and citizens.

Candidate and Petition Certifications

The City Clerk's Office processed all candidate and petition papers circulated among Gardner voters. This includes certifying the signatures of registered voters for dozens of local and state candidates as well as for State and local ballot question petitions.

The City Clerk's Office provided candidates, political parties and others with voter lists and voter history, as well as providing candidates and political party organizations with Campaign Finance Reporting forms and instructions and tracked filings for candidates for Mayor, City Council and School Committee.

Voter Registration

The City Clerk serves as a full voting member of the Board of Registrars of Voters, overseeing the day-to-day registration of voters.

The City Clerk's Office processed hundreds of voter registrations including registering new voters, address changes, name changes, party affiliation changes, etc.

The City Clerk's Office administered the annual City Census ("Street List"). In 2011, the office processed approximately 10,000 census forms. The end product was the publication of the Annual Street List, which was made available for purchase in the Clerk's office.

Licensing and Permitting

The City Clerk's office received applications and issued Bazaar and Raffle Permits, Business Certificates ("Doing Business As"), and Dog Licenses. In 2011, 1,385 dog licenses were issued.

Public Official

The City Clerk is charged with custody and maintenance of City Ordinances, the City Charter, and City Seal. As custodian of City Ordinances and the City Charter, the City Clerk revises these documents as they are amended by the City Council and Special Act. Every amendment to a City Ordinance, whether relating to traffic, personnel, salaries and wages, zoning, or otherwise, was published twice in a local newspaper.

The City Clerk, as Keeper of the City Seal, certified hundreds of official documents, including Appointments, Land Takings, Easements, Loan Orders, Resolutions, Council Votes, etc.

The City Clerk received all Certificates of Appointments from the Mayor for presentment to the City Council. All Appointments are filed in the Clerk's Office for permanent recording.

The City Clerk administered oaths of office to every public official upon appointment, including the Mayor, City Councillors, department heads, members of every board, committee and commission, and Police Officers and Constables. The Office maintains permanent records of these actions.

All City Clerk staff are commissioned notaries public and provided notarial services for official City purposes and to the general public. In 2011, the Clerk's Office notarized documents for 358 persons, 118 of which were for non-Gardner residents.

Filings, Recordings & Registrations

Under State Law, the City Clerk is responsible for filing, recording and registering the following:

Architect Certificate of Registration (if suspended/revoked/annulled (c.112,§60H))	Recording
Assignment for Benefit of Creditors (c.203, §41)	Recording
Assignment of Wages (c.154, §§1,2,3,5,6)	Recording
Beverage Vessel "Registered Brand" Registration (c.110,§17)	Registration
Blasting Bond (c.148, §19)	Filing
Campaign Finance Reports for Local Candidates & Local Ballot Questions (c.55, §24)	Filing
Certificate of Need by Department Head, Special Municipal Employ. (c.268A, §§17,18)	Filing
Claims and Actions Against the City (c.223, §37)	Filing
Claims for Injury Due to Defects in Public Ways (c.84, §§15,18,19,20)	Filing
Conflict of Interest Disclosure Statement (c.268A)	Filing
Conflict of Interest Legal Opinions Rendered for Public employees/officials (c.268A)	Filing
Constable Bond (c. 41, §§ 92, 93)	Filing
Corporate Merger Articles of Amendment (c.156, §46A)	Filing
Dairy Product Cans (Milk/Cream) "Registered Brand" Registration (c.110,§21)	Registration
Declaration of Trust (c.182, §2)	Filing
Electrologist License (c.112,§87HHH)	Recording
Financial Interest Disclosure Statement (c.268A, §§19,20,24)	Filing
Fireworks Bond (c.148, §42)	Filing
Flammables & Explosives Storage (AST/UST) Registrations (c.148,§13)	Registration
Garments/Linens Laundered for Rent/Lease Under "Registered Brand" (c.110,§25a)	Registration
Homestead Declarations for Manufactured Homes only (c.188, §2)	Recording
Legal Counsel Opinions Relating to Conduct of Public Officials and Employees (c.268A).	Filing
Local Boards of Conciliation Decisions (Labor Disputes) (c.150, §5)	Filing
Notice of Suspension of Official/Employee for Misconduct in Office (c.268A,§25)	Filing
Optometrist Certificate of Registration (c.112,§§70,71)	Recording
Physician Certificate of Registration (c.112,§8)	Recording
Planning Board Decisions (c.41,§81U)	Filing
Podiatrist Certificate of Registration (c.112,§21)	Recording
Political Committee Organization (c.52, §§2,4,5,6)	Filing
Pond Measurement Determination by DEP (c.131, §46)	Recording
Property Deeds for Municipal Land	Filing
Public Meeting Notices (c.39, §23B)	Filing
Public Official Bonds (c.41, §§13A,46; c.60,§13)	Filing
Public Official Resignations (c.41, §109)	Filing
Shooting Gallery Bond (c.140, §56A)	Filing
Stallion for Breeding Purposes Certificate of Registration (c.140, §176)	Filing
Wildlife Sanctuary, Div. of Fisheries & Wildlife Order of Establishment (c.131,§9)	Filing
Zoning Board of Appeals Decisions (c.40A)	Filing

QTY	CITY CLERK FY2011 DEPARTMENTAL RECEIPTS	TOTAL
11	Dealers in Second Hand Articles Licenses	1,100.00
1	Junk Collector License	100.00
3	Approval Not Required Filing (Subdivision)	175.00
2	Bowling Alley & Pool Table Licenses	505.00
3	Business Certificates (Discontinuance)	60.00
59	Business Certificates Issued (New and Renewal)	2,360.00
3,909	Certified copies (Births, Deaths, Marriages)	39,090.00
2	Comcast Cable TV Fees	39,109.34
1	Definitive Site Plan Review	12,834.00
158	Dog License Late Fees	1,580.00
1,385	Dog Licenses Issued	15,723.00
44	Hackney & Hackney Operators License Fees turned over by the Police Department	220.00
119	Marriage Intentions Filed	2,975.00
14	Marriage Officiant Fees	700.00
N/A	Miscellaneous	225.00
23	Motor Vehicle Dealer Licenses (All Classes)	2,300.00
31	Petroleum Storage Registrations	412.00
N/A	Photocopies	10.00
3	Pole Location Recording	260.50
21	Raffle & Bazaar Permits	210.00
1	Returned Check Fee	25.00
2	Site Plan Review	300.00
57	Street Lists	855.00
16	Vital Record Corrections	400.00
1	Voter Certificates	8.00
12	Zoning Variance Fees	4,200.00
	TOTAL	125,736.84



2010 - 2011 CITY GOVERNMENT

Seated: Alan L. Agnelli City Clerk, Neil W. Janssens Ward 1 Councillor Council President, Mark P. Hawke Mayor, John M. Flick, Esq. City Solicitor, Ronald F. Cormier Councillor At Large

Standing: Alice P. Anderson Councillor at Large, James J. Minns Ward 4 Councillor, David T. Boudreau Ward 2 Councillor, Henry P. Ares Councillor at Large, Joshua L. Cormier Councillor at Large, Edward A. Gravel Ward 3 Councillor, James J. Robinson, Jr. Ward 5 Councillor, Patrick M. Gerry Councillor at Large, Scott J. Graves, Esq. Councillor at Large

The City Council is pleased to present this report to the Citizens of Gardner.

The City Council, the legislative branch, derives its authority from the City Charter, City Ordinances, and the Constitution and Laws of Massachusetts. Comprised of eleven members elected every two years in odd-numbered years, six are elected at-large by the voters of all five wards, while the remaining five are elected by voters of the individual wards.

In 2010 and 2011, the City Council was served by Councillors at Large Alice P. Anderson, Henry P. Ares, Joshua L. Cormier, Ronald F. Cormier, Patrick M. Gerry, Scott J. Graves, Esq., and Ward Councillors Neil W. Janssens, Ward 1; David T. Boudreau, Ward 2; Edward A. Gravel, Ward 3; James J. Minns, Ward 4; and James J. Robinson, Jr., Ward 5 (until June 2, 2011). On July 5th, James D. Johnson was elected by the City Council to fill the remainder of Mr. Robinson’s term.

In 2010 and 2011, the Council elected Neil W. Janssens as President. Following his election, the President appointed members to four Standing Committees -- Finance, Service, Safety and Welfare -- and to the Cable TV Commission, Capital Improvement Committee and Traffic Commission.

STANDING COMMITTEES OF THE CITY COUNCIL
--

2010 - 2011

Neil W. Janssens, Chairman
Ronald F. Cormier
Alice P. Anderson

The **COMMITTEE ON FINANCE** meets with the Mayor before every regular Council meeting. The Committee evaluates and reports to the Council on matters referred to them by the full Council or on their own initiative concerning municipal functions defined generally as administrative and financial. Oversight encompasses the Assessor, Auditor, Tax Collector, Treasurer, Information Technology, City Clerk, Registrars of Voters, Civil Code Enforcement, Purchasing, and the Commission on Disability, Contributory Retirement Board, Law Department, Personnel and Community Development & Planning. In addition, budgetary matters, salaries and compensation, appointments, position vacancies, Council Rules, and City Hall all fall within the Committee's purview.

The **COMMITTEE ON PUBLIC SERVICE** is charged with evaluating and reporting on matters referred to them relating to the Public Works Department and its divisions (Highway, Sewer, and Water); the Conservation Commission, Engineering and Survey Department, and the Flood Plain.

2010 - 2011

James J. Minns, Chairman
Henry P. Ares
David T. Boudreau

2010

Patrick M. Gerry, Chairman
Joshua L. Cormier
Edward A. Gravel

2011

Patrick M. Gerry, Chairman
Edward A. Gravel
Neil W. Janssens (to July 5)
James D. Johnson (Eff. July 6)

The **COMMITTEE ON PUBLIC WELFARE** is charged with evaluating and reporting to the Council on matters concerning the Council on Aging, Golf Course, the Greenwood Memorial Pool, municipally-owned Cemeteries and Parks, Recreation, the Veterans Agent, Weights & Measures, the City Forester & Pest Control, Youth Commission, Planning Board, Zoning Board of Appeals, the School Department, Montachusett Regional Vocational School, and the Greater Gardner Chamber of Commerce.

The **COMMITTEE ON PUBLIC SAFETY** is charged with the study and report of matters referred to them that concern the Police and Fire Departments, Building and Health Departments, the Municipal Airport, the Citizens Committee on Prison Security (NCCI) and the licensing of automobile dealers, automobile junkyards, bowling alleys and pool halls, and dealers in second hand articles.

2010 - 2011

Joshua L. Cormier, Chairman
Scott J. Graves, Esq.
James J. Robinson, Jr. (to June 2, 2011)

The City Council meets regularly on the first and third Mondays of each month, except for July and August, when it meets only on the first Monday. Other meetings and hearings are scheduled as necessary. Meetings are open to the public and recorded live for broadcast on GETV. The Agenda and Minutes of every meeting are posted on the City's website.

CITY COUNCIL MEETINGS

DATE	TYPE	TIME	PURPOSE
7/6/2010	Regular	7:30 p.m.	Regular
8/2/2010	Special	7:00 p.m.	Brownfields Covenant/Garbose Land Purchase
8/2/2010	Regular	7:30 p.m.	Regular
9/7/2010	Regular	7:30 p.m.	Regular
9/20/2010	Regular	7:30 p.m.	Regular
9/20/2010	Special	6:45 p.m.	State Stretch Energy Code Discussion
10/4/2010	Regular	7:30 p.m.	Regular
10/18/2010	Regular	7:30 p.m.	Regular
10/18/2010	Special	7:00 p.m.	Brownfields Covenant/Garbose Land Purchase
10/26/2010	Special	7:00 p.m.	Informational Forum/Snow Removal Ballot Question
11/1/2010	Regular	7:30 p.m.	Regular
11/15/2010	Regular	7:30 p.m.	Regular
11/15/2010	Hearing	6:45 p.m.	Urban Renewal Plan
11/15/2010	Special	6:30 p.m.	Election of Council President Pro-Tempore
12/6/2010	Hearing	7:00 p.m.	Public Way Acceptance/Brookside Drive & Laitinen Drive
12/6/2010	Hearing	7:15 p.m.	Property Tax Classification (FY2011)
12/6/2010	Regular	7:30 p.m.	Regular
12/20/2010	Regular	7:30 p.m.	Regular
1/3/2011	Regular	7:30 p.m.	Regular
1/18/2011	Regular	7:30 p.m.	Regular
2/7/2011	Hearing	7:15 p.m.	Urban Renewal Plan
2/7/2011	Regular	7:30 p.m.	Regular
2/22/2011	Regular	7:30 p.m.	Regular
2/22/2011	Hearing	6:45 p.m.	Joint Council-Planning Board - Zoning (Subsection 1110; GWPOD & SWPOD)
2/28/2011	Hearing	6:00 p.m.	Joint Council-Planning Board - Zoning (Abortion Referral Services)
3/7/2011	Regular	7:30 p.m.	Regular
3/21/2011	Regular	7:30 p.m.	Regular
4/4/2011	Regular	7:30 p.m.	Regular
4/19/2011	Regular	7:30 p.m.	Regular
5/2/2011	Regular	7:30 p.m.	Regular
5/16/2011	Regular	7:30 p.m.	Regular
5/16/2011	Special	6:30 p.m.	Review Precinct Boundaries Based on 2010 Census Data

DATE	TYPE	TIME	PURPOSE
6/6/2011	Regular	7:30 p.m.	Regular
6/15/2011	Special	6:00 p.m.	Budget
6/20/2011	Regular	7:30 p.m.	Regular
7/5/2011	Regular	7:30 p.m.	Regular
8/1/2011	Hearing	6:00 p.m.	Joint Council-Planning Board - Zoning (Abortion Provider Locations)
8/1/2011	Regular	7:30 p.m.	Regular
9/6/2011	Regular	7:30 p.m.	Regular
9/19/2011	Regular	7:30 p.m.	Regular
10/3/2011	Regular	7:30 p.m.	Regular
10/17/2011	Regular	7:30 p.m.	Regular
11/7/2011	Regular	7:30 p.m.	Regular
11/21/2011	Regular	7:30 p.m.	Regular
12/5/2011	Hearing	7:15 p.m.	Property Tax Classification (FY2012)
12/5/2011	Regular	7:30 p.m.	Regular
12/19/2011	Regular	7:30 p.m.	Regular
12/27/2011	Hearing	6:00 p.m.	Property Tax Classification (FY2012) - Continuance

By State Law and City Ordinance, the Council is empowered to issue Licenses for Bowling Alleys and Billiard Tables; First, Second, and Third Class Motor Vehicle Dealers; Dealers in Hand Articles and Storage of petroleum products.

The City Council authorizes public improvements and expenditures through the Annual Budget and short and long-term borrowings; determines the proportion of the annual tax levy borne by the four classes of property (residential, commercial, industrial, personal); adopts regulations, ordinances and local acceptance provisions of Massachusetts General Law for the administration of the city government; adopts orders for the location of utility poles and the layout of public ways. It also adopts resolutions for the pursuit of State and Federal Grants, the scheduling of elections and issuing election warrants.

The City Council appoints four department heads, the City Clerk, City Treasurer, City Auditor and City Collector of Taxes. While the Mayor appoints all other department heads and members of municipal boards (except the School Committee), the Council is required to confirm the appointments. The positions of City Solicitor and Constable are also appointed by the Mayor; however, City Council confirmation is not required.

COLLECTOR OF TAXES

To His Honor, The Mayor and Members of the City Council:

Ladies and Gentlemen:

I Herewith submit the Annual Report of the Collector of Taxes of the City of Gardner for Fiscal Year Ending June 30, 2011:

2011 MOTOR VEHICLE EXCISE

Committed: February 1, 2011	1,175,035.00		
April 7, 2011	186,025.11		
June 7, 2011	88,539.69		
June 7, 2011	<u>6,910.00</u>		
		1,456,509.80	
Cost Collected		20,700.00	
Interest Collected		1,431.23	
Refunds		<u>17,680.02</u>	1,496,321.05
Paid to Treasurer	1,241,697.78		
Cost	20,700.00		
Interest	<u>1,431.23</u>	1,263,829.01	
Abatements		29,434.89	
Uncollected June 30, 2011:		<u>203,057.15</u>	1,496,321.05

2011 FISCAL TAXES COLLECTED

Committed:			
Personal	611,304.73		
Real Estate	18,190,812.95		
Water Liens	107,065.24		
Sewer User	81,878.53		
Trash Liens	54,603.28		
Water L&M	555.64		
Cost Collected	10,290.00		
Interest Collected	28,302.84		
Certificates of Mun.Lien	35,000.00		
Misc. fees	1,117.46		
Mobile Home Park Fees	21,456.00		
Binnall House	26,273.00		
Community Health Connections	7,500.00	19,176,159.67	

Refunds:

Personal	19,295.74		
Real Estate	<u>27,399.08</u>	<u>46,694.82</u>	19,222,854.49

Paid to Treasurer:

Personal	616,658.31		
Real Estate	17,443,084.91		
Water Liens	80,328.70		
Sewer User	59,308.34		
Trash Liens	40,161.68		
Water L&M	555.64		
Cost	10,290.00		
Interest	28,302.84		
Mobile Home Park Fees	21,456.00		
Binnall House	26,273.00		
Community Health Connections	7,500.00		
Misc. fees	1,117.46		
Certificates of Mun.Lien	<u>35,000.00</u>	18,370,036.88	

Abatements:

Personal	3,289.21		
Real Estate	<u>122,376.14</u>	125,665.35	

Adjustments:

Water	421.45		
Sewer User	177.17		
Trash Liens	<u>61.60</u>	660.22	

Uncollected June 30, 2011:

Personal	10,652.95		
Real Estate	652,750.98		
Water Liens	26,315.09		
Sewer User	22,393.02		
Trash Liens	<u>14,380.00</u>	<u>726,492.04</u>	19,222,854.49

2010 MOTOR VEHICLE EXCISE

Uncollected July 1,2010:		169,165.01	
--------------------------	--	------------	--

Committed: August 9,2010	82,643.45		
August 9,2010	4,352.50		
October 14, 2010	52,947.98		
December 2, 2010	50,399.17		
February 1,2011	8,759.24		
April 7, 2011	1,585.84		
June 7, 2011	<u>857.92</u>	201,546.10	

Committed Boat Excise:		2,894.00	
------------------------	--	----------	--

Cost Collected		65,220.00	
Interest Collected		7,808.67	
Registry Fees Collected		7,860.00	

Refunds		<u>11,284.09</u>	465,777.87
---------	--	------------------	------------

Paid to Treasurer:	296,776.24		
Cost	65,220.00		
Interest	7,808.67		
Registry Fees	<u>7,860.00</u>	377,664.91	
Abatements		19,135.64	
Uncollected June 30, 2011		<u>68,977.32</u>	465,777.87

22010 FISCAL TAXES COLLECTED

Uncollected July 1, 2010:			
Personal	4,859.19		
Real Estate	657,952.57		
Water Liens	24,438.47		
Sewer User	21,014.21		
Trash Liens	<u>15,475.52</u>		
		723,739.96	
Omitted assessments:			
Real Estate		12,902.79	
Interest Collected	51,513.52		
Cost Collected	<u>7,440.00</u>	58,953.52	
Refunds:			
Real Estate		<u>1,683.64</u>	797,279.91
Paid to Treasurer:			
Personal	1,997.57		
Real Estate	373,077.22		
Water Liens	11,195.00		
Sewer User	10,012.00		
Trash	6,626.20		
Interest	51,513.52		
Cost	<u>7,440.00</u>	461,861.51	
Abatements:			
Real Estate	8,055.60		
Sewer User	<u>99.60</u>	8,155.20	
Transferred to Tax Title:			
Real Estate	87,613.49		
Water	7,845.35		
Sewer User	6,487.90		
Trash	<u>6,569.29</u>	108,516.03	
Uncollected June 30, 2011:			
Personal	2,861.62		
Real Estate	203,792.69		
Water Liens	5,398.12		
Sewer User	4,414.71		
Trash Liens	<u>2,280.03</u>	<u>218,747.17</u>	797,279.91

2009 MOTOR VEHICLE EXCISE

Uncollected July 1, 2010:	53,745.65		
Committed: August 9, 2010	60.42		
October 14, 2010	5,961.40		
December 2, 2010	<u>648.77</u>	60,416.24	
Cost Collected	19,650.00		
Interest Collected	4,652.11		
Registry Fees Collected	8,800.00	33,102.11	
Refunds:		<u>462.83</u>	93,981.18
Paid to Treasurer	31,881.69		
Cost	19,650.00		
Interest	4,652.11		
Registry Fees	<u>8,800.00</u>	64,983.80	
Abatements		1,006.89	
Uncollected June 30, 2011:		<u>27,990.49</u>	93,981.18

2009 FISCAL TAXES

Uncollected July 1, 2010:			
Personal	2,907.34		
Real Estate	259,050.63		
Water Liens	9,202.65		
Sewer user	7,668.08		
Trash	<u>85.50</u>	278,914.20	
Cost Collected	2,730.00		
Interest Collected	<u>51,205.55</u>	<u>53,935.55</u>	332,849.75
Paid to Treasurer:			
Personal	685.89		
Real Estate	190,081.66		
Water Liens	3,454.95		
Sewer user	2,872.40		
Trash	42.75		
Cost	2,730.00		
Interest	<u>51,205.55</u>	251,073.20	
Transferred to Tax Title:			
Real Estate	31,662.10		
Water Liens	2,903.31		
Sewer User	<u>2,374.33</u>	36,939.74	
Uncollected June 30, 2008:			
Personal	2,221.45		
Real Estate	37,306.87		
Water Liens	2,844.39		
Sewer User	2,421.35		
Trash Liens	<u>42.75</u>	<u>44,836.81</u>	332,849.75

2008 MOTOR VEHICLE EXCISE

Uncollected July 1, 2010:	30,259.28		
Committed: August 9, 2010	101.25		
Cost Collected	3,155.00		
Interest Collected	2,923.58		
Registry Fees Collected	<u>3,440.00</u>	39,879.11	
Refunds		<u>245.50</u>	40,124.61
Paid to Treasurer	9,582.98		
Cost	3,155.00		
Interest	2,923.58		
Registry Fees	<u>3,440.00</u>	19,101.56	
Abatements		245.31	
Uncollected June 30, 2011:		<u>20,777.74</u>	40,124.61

2008 FISCAL TAXES COLLECTED

Uncollected July 1, 2010:			
Personal	3,468.78		
Real Estate	46,192.04		
Water	3,942.58		
Sewer User	<u>2,891.58</u>	56,494.98	
Cost Collected	65.00		
Interest Collected	<u>7,026.26</u>	<u>7,091.26</u>	63,586.24
Paid to Treasurer:			
Personal	937.38		
Real Estate	16,442.68		
Water	1,647.14		
Sewer	1,201.03		
Cost	65.00		
Interest	<u>7,026.26</u>	27,319.49	
Transferred to Tax Title:			
Real Estate	29,749.36		
Water Liens	2,295.44		
Sewer User	<u>1,690.55</u>	33,735.35	
Uncollected June 30, 2011:			
Personal		<u>2,531.40</u>	63,586.24

2007 MOTOR VEHICLE EXCISE

Uncollected July 1, 2010:	23,795.76		
Cost Collected	1,150.00		
Interest Collected	1,817.84		
Registry Fees Collected	<u>1,540.00</u>	28,303.60	
Refunds		<u>39.38</u>	28,342.98

Paid to Treasurer	4,255.00		
Cost	1,150.00		
Interest	1,817.84		
Registry Fees	<u>1,540.00</u>	8,762.84	
Abatements:		42.71	
Uncollected June 30, 2011:		<u>19,537.43</u>	28,342.98

2007 FISCAL TAXES COLLECTED

Uncollected July 1, 2010:			
Personal	824.91		
Real Estate	<u>3,203.59</u>	4,028.50	
Interest collected		<u>1,382.16</u>	5,410.66
Paid to Treasurer:			
Real Estate	3,110.47		
Interest	<u>1,382.16</u>	4,492.63	
Transferred to Tax Title:			
Real Estate		93.12	
Uncollected June 30, 2011:			
Personal		<u>824.91</u>	5,410.66

2006 MOTOR VEHICLE EXCISE

Uncollected July 1, 2010:	24,494.00		
Cost Collected	650.00		
Interest Collected	1,147.84		
Registry Fees Collected	<u>780.00</u>	27,071.84	
Refunds		<u>98.59</u>	27,170.43
Paid to Treasurer:	3,069.94		
Cost	650.00		
Interest	1,147.84		
Registry Fees	<u>780.00</u>	5,647.78	
Uncollected June 30, 2011:		<u>21,522.65</u>	27,170.43

2006 FISCAL TAXES COLLECTED

Uncollected July 1, 2010:		
Personal		965.43
Uncollected June 30, 2011:		
Personal		965.43

2005 MOTOR VEHICLE EXCISE

Uncollected July 1, 2010:		22,921.75	
Cost Collected		390.00	
Interest Collected		961.98	
Registry Fees Collected		<u>480.00</u>	24,753.73
Paid to Treasurer	1,349.90		
Cost	390.00		
Interest	961.98		
Registry Fees	<u>480.00</u>	3,181.88	
Uncollected June 30, 2011:		<u>21,571.85</u>	24,753.73

2005 FISCAL TAXES COLLECTED

Uncollected July 1, 2010:			
Personal		1,516.59	
Uncollected June 30, 2011:			
Personal		<u>1,516.59</u>	

2004 MOTOR VEHICLE EXCISE

Uncollected July 1, 2010:		17,761.13	
Cost Collected		345.00	
Interest collected		878.03	
Registry Fees Collected		<u>460.00</u>	19,444.16
Paid to Treasurer	1,128.55		
Cost	345.00		
Interest	878.03		
Registry Fees	<u>460.00</u>	2,811.58	
Abatements		43.75	
Uncollected June 30, 2011:		<u>16,588.83</u>	19,444.16

2003 MOTOR VEHICLE EXCISE TAXES

Committed May 1, 2011:	17,188.67		
Cost Collected	60.00		
Interest Collected	52.17		
Registry Fees Collected	<u>80.00</u>	17,380.84	
Abatements Rescinded		<u>341.47</u>	17,722.31
Paid to Treasurer	341.47		
Cost	60.00		
Interest	52.17		
Registry Fees	<u>80.00</u>	533.64	
Uncollected June 30, 2011:		<u>17,188.67</u>	17,722.31

2002 MOTOR VEHICLE EXCISE TAXES

Committed May 1, 2011:	12,842.74		
Uncollected June 30, 2011:	12,842.74		

2001 MOTOR VEHICLE EXCISE TAXES

Committed May 1, 2011: 12,551.22

Uncollected June 30, 2011: 12,551.22

2000 MOTOR VEHICLE EXCISE TAXES

Committed May 1, 2011: 9,248.45

Uncollected June 30, 2011: 9,248.45

1999 MOTOR VEHICLE EXCISE TAXES

Committed May 1, 2011: 7,875.60

Cost Collected 10.00

Interest Collected 38.87

Registry Fees Collected 20.00 7,944.47

Abatements Rescinded 28.75 7,973.22

Paid to Treasurer 28.75

Cost 10.00

Interest 38.87

Registry Fees 20.00 97.62

Uncollected June 30, 2011: 7,875.60 7,973.22

1998 MOTOR VEHICLE EXCISE TAXES

Committed May 1, 2011: 6,522.98

Uncollected June 30, 2011: 6,522.98

1997 MOTOR EXCISE TAXES

Committed May 1, 2011: 7,410.84

Cost Collected 10.00

Interest Collected 41.77

Registry Fees collected 20.00 7,482.61

Abatements Rescinded 25.00 7,507.61

Paid to Treasurer: 25.00

Cost 10.00

Interest 41.77

Registry Fees 20.00 96.77

Uncollected June 30, 2011: 7,410.84 7,507.61

1996 MOTOR VEHICLE EXCISE TAXES

Committed May 1, 2011:	6,992.24		
Cost Collected	30.00		
Interest Collected	345.36		
Registry Fees collected	<u>60.00</u>	7,427.60	
Abatements Rescinded		<u>222.50</u>	7,650.10
Paid to Treasurer	222.50		
Cost	30.00		
Interest	345.36		
Registry Fees	<u>60.00</u>	657.86	
Uncollected June 30, 2011:		<u>6,992.24</u>	<u>7,650.10</u>

1995 MOTOR VEHICLE EXCISE TAXES

Committed May 1, 2011:	7,002.74		
Cost Collected	60.00		
Interest Collected	582.89		
Registry Fees Collected	<u>120.00</u>	7,765.63	
Abatements Rescinded		<u>300.42</u>	8,066.05
Paid to Treasurer	312.09		
Cost	60.00		
Interest	582.89		
Registry Fees	<u>120.00</u>	1,074.98	
Uncollected June 30, 2011:		<u>6,991.07</u>	<u>8,066.05</u>

1994 MOTOR VEHICLE EXCISE TAXES

Committed May 1, 2011:	6,097.30		
Cost Collected	50.00		
Interest Collected	565.00		
Registry Fees Collected	<u>100.00</u>	6,812.30	
Abatements Rescinded		<u>265.83</u>	7,078.13
Paid to Treasurer	287.08		
Cost	50.00		
Interest	565.00		
Registry Fees	<u>100.00</u>	1,002.08	
Uncollected June 30, 2011:		<u>6,076.05</u>	<u>7,078.13</u>

1993 MOTOR VEHICLE EXCISE TAXES

Committed May 1, 2011:	6,321.37		
Cost Collected	40.00		
Interest Collected	213.00		
Registry Fees Collected	<u>80.00</u>	6,654.37	
Abatements Rescinded		<u>96.25</u>	6,750.62

Paid to Treasurer	103.33		
Cost	40.00		
Interest	213.00		
Registry Fees	<u>80.00</u>	436.33	
Uncollected June 30, 2011:		<u>6,314.29</u>	6,750.62

1992 MOTOR VEHICLE EXCISE TAXES

Committed May 1, 2011:	8,352.95		
Cost Collected	30.00		
Interest Collected	<u>177.51</u>	8,560.46	
Abatements Rescinded		<u>81.46</u>	8,641.92
Paid to Treasurer	81.46		
Cost	30.00		
Interest	<u>177.51</u>	288.97	
Uncollected June 30, 2011:		<u>8,352.95</u>	8,641.92

1991 MOTOR VEHICLE EXCISE

Committed May 1, 2011:	13,288.80		
Uncollected June 30, 2011:	13,288.80		

1990 MOTOR VEHICLE EXCISE

Committed May 1, 2011:	15,180.55		
Cost Collected	30.00		
Interest Collected	87.44		
Registry Fees Collected	<u>40.00</u>	15,337.99	
Abatement rescinded		<u>23.75</u>	15,361.74
Paid to Treasurer:	36.25		
Cost	30.00		
Interest	87.44		
Registry Fees	<u>40.00</u>	193.69	
Uncollected June 30, 2011		<u>15,168.05</u>	15,361.74

1989 MOTOR VEHICLE EXCISE

Committed May 1, 2011	16,916.76		
Cost Collected	30.00		
Interest Collected	76.43		
Registry Fees Collected	<u>20.00</u>	17,043.19	
Abatements Recinded		<u>17.50</u>	17,060.69

Paid to Treasurer	30.00		
Cost	30.00		
Interest	76.43		
Registry Fees	<u>20.00</u>	156.43	
Uncollected June 30, 2011		<u>16,904.26</u>	17,060.69

1988 MOTOR VEHICLE EXCISE

Committed May 1, 2011:	14,422.93		
Cost Collected	10.00		
Interest Collected	19.39		
Registry Fees Collected	<u>20.00</u>	14,472.32	
Abatements Rescinded		<u>7.29</u>	14,479.61
Paid to Treasurer	7.29		
Cost	10.00		
Interest	19.39		
Registry Fees	<u>20.00</u>	56.68	
Uncollected June 30, 2011		<u>14,422.93</u>	14,479.61

1987 MOTOR VEHICLE EXCISE

Committed May 1, 2011:	11,502.02		
Cost Collected	10.00		
Interest Collected	<u>14.00</u>		11,526.02
Paid to Treasurer	5.00		
Cost	10.00		
Interest	<u>14.00</u>	29.00	
Uncollected June 30, 2011		<u>11,497.02</u>	11,526.02

1986 MOTOR VEHICLE EXCISE

Committed May 1, 2011:	7,777.58		
Uncollected June 30, 2011:	7,777.58		

1985 MOTOR VEHICLE EXCISE

Committed May 1, 2011:	5,265.26		
Uncollected June 30, 2011:	5,265.26		

1984 MOTOR VEHICLE EXCISE

Committed May 1, 2011:	4,357.14		
Uncollected June 30, 2011:	4,357.14		

	1983 MOTOR VEHICLE EXCISE	
Committed May 1, 2011:	4,614.33	
Uncollected June 30, 2011:	4,614.33	
	1982 MOTOR VEHICLE EXCISE	
Committed May 1, 2011:	3,953.19	
Uncollected June 30, 2011:	3,953.19	
	1981 MOTOR VEHICLE EXCISE	
Committed May 1, 2011:	2,904.64	
Uncollected June 30, 2011:	2,904.64	
	1980 MOTOR VEHICLE EXCISE	
Committed May 1, 2011:	8,787.87	
Uncollected June 30, 2011:	8,787.87	
	1979 MOTOR VEHICLE EXCISE	
Committed May 1, 2011:	6,611.22	
Uncollected June 30, 2011:	6,611.22	
	1978 MOTOR VEHICLE EXCISE	
Committed May 1, 2011:	2,011.88	
Uncollected June 30, 2011:	2,011.88	
	1977 MOTOR VEHICLE EXCISE	
Committed May 1, 2011:	1,445.14	
Uncollected June 30, 2011:	1,445.14	
	1976 MOTOR VEHICLE EXCISE	
Committed May 1, 2011:	189.20	
Uncollected June 30, 2011:	189.20	

Respectfully submitted,

Tax Collector

**DEPARTMENT OF COMMUNITY DEVELOPMENT & PLANNING
ANNUAL REPORT**

Fiscal Year 2011 – July 1, 2010 to June 30, 2011

Robert L. Hubbard, Director

MAJOR ACCOMPLISHMENTS

The Department of Community Development and Planning initiated and/or completed several noteworthy projects in Fiscal Year 2011(July 1, 2010 to June 30, 2011). They include the following:

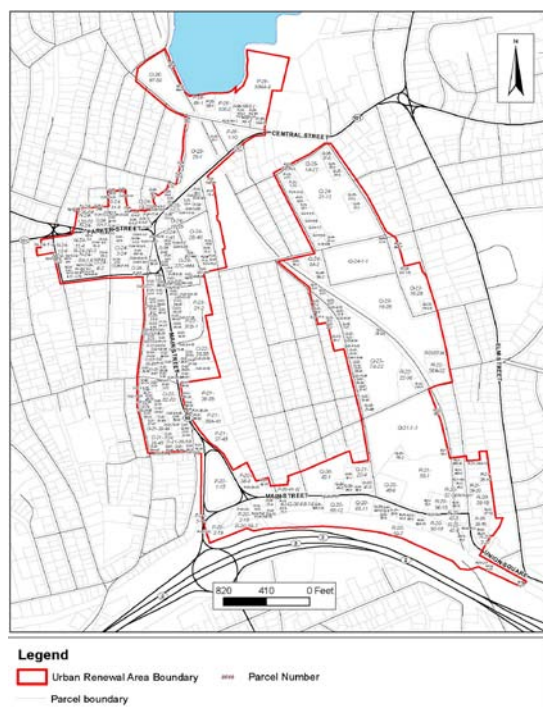
1. Cleanup and Demolition at the former S. Bent Mill Complex: Phase II demolition continued with the 2009 and 2010 Block Grant Awards and U.S. EPA clean up funds. The City utilized \$671,840 in grant funds to clean and demolish eight (8) structures on the property.



2. 214 Pleasant Street Acquisition and Demolition: A Community Development Fund Grant, in the amount of \$420,693, was awarded to acquire, abate and demolish the former Waino's Dugout located at 214 Pleasant Street. A contract with F. A. Moschetti and Sons was signed in July and demolition took place the week of October 25, 2010.



3. **Parker Street Sidewalk Reconstruction:** The Department received a \$260,000 CDBG grant for the reconstruction of the sidewalks and curbing on Parker Street, between Nichols and Jean Streets. The work was completed over the course of two months and resulted new handicapped accessible sidewalks and more appropriate crosswalk alignment. Construction began in April 2011 and was completed by mid-June 2011.
4. **Urban Renewal Plan:** In late 2004, the Department began the process of creating an Urban Renewal Plan. Initial public hearings were held to gather information from the general public as to what the area boundaries should be and what goals should be included in the Plan. After several years of planning and adjusting the goals and boundaries, the Department applied for funds to create the actual plan. With an \$119,500 Community Development Block Grant (CDBG), BSC Group, a Boston consulting firm, and McCabe Enterprises, were hired to complete the plan. A final version of the plan was submitted to the City and to the Department of Housing and Community Development (DHCD) on May 25, 2010, for comments and revisions. DHCD approved Gardner's Urban Renewal Plan in August 2011. The full plan can be found here: http://www.gardner-ma.gov/Pages/GardnerMA_CommDev/urbanfinal



5. **Pine Street Improvements, Phase 3:** A \$380,000 Community Development Action Grant was received by the City in April 2010 to fund the third phase of improvements to Pine Street (between Cross and Central Streets). These funds required a public/private partnership and the City achieved the public requirement by partnering with the City's Department of Public Works to replace the water lines in the street. The private match was the development of the Heywood Wakefield building into the Assisted Living Facility. The grant phase was completed in June 2011 and included specialty crosswalks utilizing the new technique of stamping an imprinted brick design into hot, colored synthetic asphalt. This design is durable and holds up well in the harsh New England winters.
6. **Housing Rehabilitation:** Using CDBG funds from DHCD, the Department has managed a successful housing rehabilitation program for over 20 years. Rehab funds are used to correct building and sanitary code violations in housing units occupied by families that meet federal

income guidelines. In FY2011, eight cases, comprising of thirteen affordable units of housing, were processed through the program.

7. Green Community Designation: Acting through the Department, the City applied for and received the Department of Energy Resources' (DOER) designation as a Green Community on December 16, 2010. The designation resulted in a grant award of \$206,100 to cover part of the costs of three energy efficiency projects, boiler replacements at the High School, City Hall and Senior Center, as well as technical assistance to seek a private sector partner for installation of ground-mounted solar photovoltaic facilities on City owned land. DOER also provided the City with three solar-powered solid waste compactors installed by the Department of Public Works on Connors Street, at Monument Park and at the High School.
8. The Department also initiated and/or completed several small projects throughout FY2011. These projects include the following:
 - a. The Greater Gardner Community Development Corporation (CDC) received CDBG funding, in grant years 2009 and 2010, for the First Time Homebuyer program. The combined funding, totaling \$23,250, served 101 low- to moderate-income Gardner residents.
 - b. The House of Peace and Education (HOPE) received CDBG awards, in grant years 2009 and 2010, for combined total of \$43,685 to create a job skills training program for women. At the end of FY2011, the program assisted 50 low- to moderate-income women, including 29 Gardner residents.
 - c. Montachusett Home Care Corporation (MHCC) was awarded \$7,550 to expand their Money Management Program to include more Gardner residents. At the end of FY2011, the program had enrolled seven eligible Gardner residents for the service.
 - d. RCAP Solutions used CDBG funds to counsel forty one (41) low income Gardner residents for foreclosure prevention. RCAP utilized \$16,000 for that counseling service as well as for direct mailings to 128 households facing foreclosure.
 - e. The CDC was awarded \$44,000 for site work improvements to support the construction of two affordable housing units on Chelsea Street. The site work improvements will include water and sewer lines to the property and lot clearing in preparation for foundation work.
 - f. Sign & Façade Program was re-established with reprogrammed CDBG funds due to bids coming in under budget on the Parker Street Sidewalk Reconstruction project. At the end of FY2011, one business had been assisted and one application had been received and approved for funding.
 - g. Gardner Athol Area Mental Health Association (GAAMHA) applied for and received CDBG funding in the amount of \$23,930 to replace 23 windows in their Coleman Street building. The project is part of GAAMHA's commitment to energy conservation and in helping Gardner with their new designation of a Green Community.
 - h. In August of 2009, the Police Department received funding, in the amount of \$14,994, from the Office of Justice Programs – Justice Assistance Grant for Community Policing Efforts. This includes various Officer training programs, support of the Police Explorer program and the Citizen's Police Academy.
 - i. In conjunction with a Phase I award in September of 2009, the Police Department, on behalf of the North Worcester County Drug Task Force (NWCDTF) received a \$400,000 grant from the Community Oriented Policing Services (COPS) Technology program. These funds are being used to complete the Crime Scene Security and Credentialing program among the member communities.
 - j. The Fire Department received an American Recovery and Reinvestment Act (ARRA) hiring grant to hire one full time firefighter for a period of twelve months. A grant of

\$63,267.51 was awarded on February 1, 2010 and a firefighter was hired on February 7, 2010. At the end of the one year grant period, the City budgeted the salary of the firefighter and he remains on staff full-time.

- k. The Department, on behalf of the Police Department, was awarded a \$13,673 Office of Justice Programs – Justice Assistance Grant on August 26, 2010 to purchase three laptop computers for the use in the police cruisers. Competitive pricing allowed the Police Department to purchase six laptops.
9. CDBG Mini-Entitlement FY 2010 Program: On July 8, 2010, DHCD awarded the Department \$1,000,000. The projects included in that application were Demolition for S. Bent, Housing Rehabilitation, Affordable Housing Development, Parker Street Sidewalk Construction, GAAMHA Window Replacement for Energy Conservation, CDC First Time Homebuyer and HOPE Job Skills Training.
 10. CDBG Mini-Entitlement FY 2011 Program: On December 10, 2010, a \$1,000,000 application was submitted to DHCD. Projects in the application included Demolition at S. Bent and properties to be determine, Housing Rehabilitation for six units of housing, affordable housing development, Greenwood Playground Design, Connors and Knowlton Streets design, GAAMHA Boiler Replacement for Energy Conservation, CDC Computer Replacement Project, CAC Food Pantry Inventory Tracking Software, CAC Nutritional Education, and HOPE Self-Sufficiency Program.
 11. Emergency Communications Center: On June 7, 2011, the Department submitted an application for \$601,216 to fund a new Emergency Communications Center in the proposed new Police Station. The application was submitted to the Executive Office of Public Safety and Security and awards are due to be made by September 30, 2011.
 12. CDBG Mini-Entitlement FY2009 Program: The Department closed out this grant on June 30, 2011. With the \$750,000 received, the Department was able to demolish two buildings at S. Bent, rehabilitate eight units (8) of housing for twenty seven (27) low- to moderate-income individuals, design new sidewalks and curbing for Parker Street, complete the Urban Renewal Plan, assist sixty-one (61) Gardner residents with First Time Homebuyer and Pre- and Post-Purchase Counseling, assist thirteen (13) Gardner women with job skills training, assist seven (7) elderly residents with a money management program, assist forty one (41) residents with direct foreclosure counseling and provide outreach to one hundred and twenty eight (128) residents facing the possibility of foreclosure and, finally, assist the 6,600 clients of the Gardner CAC Food Pantry with new commercial refrigeration and freezer units in order to store more fresh produce and meat products for better nutrition.
 13. Wind Turbine Feasibility Study: The feasibility study was completed by Tighe & Bond and submitted to Massachusetts Clean Energy Center (MassCEC) in January 2011. Funding for the study was provided by MassCEC in the amount of \$53,130. The study provided data, calculations, and research to support conclusions on the wind resources, site considerations, environmental and regulatory requirements, and financial indicators applicable to development of a wind turbine at the terminus of Suffolk Lane in the Summit Industrial Park. The study recommends that the City and Redevelopment Authority move forward with the project and pursue funding for design and construction activities.
 14. Derby Drive/Rear Main Street Corridor: In June 2011 the U.S. EPA awarded the City an \$80,000 Targeted Site Assessment Grant for the Rear Main Street Corridor. The funding will be used to develop two Phase I MCP and Tier Classification Reports for 13-17 W. Lynde Street and 58 Rear Main Street as required by the Massachusetts Department of Environmental Protection.

15. **Economic Development Website:** The site acts as a clearinghouse for up-to-date economic development information in an effort to assist businesses looking to start up, remain, relocate, or expand within the City. The site creates a single-point-of-contact for the City in an effort to streamline business development resources for interested parties. The site received a Merit Award from the Northeastern Economic Developers Association (NEDA) in October 2010.
16. **Redevelopment of 354 Main Street:** In January 2010 the Department was awarded a \$345,000 MORE Jobs Grant from Executive Office of Housing & Economic Development for infrastructure improvements at the 354 Main Street office/retail development. In September 2010 the grant was increased to \$425,000 to cover projected cost overruns associated with a design change and substantial ledge removal. This project is located at one of the main gateways to downtown. The funding allowed the City to partner with the private owner and developer at the site by constructing a retaining wall and parking lot improvements to supplement over \$3.7 million in private investment for an 11,000 square foot facility and the creation of 15 new jobs.



17. **Brownfield Revolving Loan Fund:** The U.S. EPA awarded a \$1,000,000 Brownfields Revolving Loan Fund Grant to the City in April 2010. The funds will be distributed in the form of loans and sub-grants to eligible borrowers to assist with the remediation of contaminated sites throughout the City. Over the course of FY 2011, Department personnel and the City's Brownfields Steering Committee developed the Gardner Brownfield Revolving Loan Fund (GBRLF) including eligibility forms, loan applications, and education and marketing materials, and went live in June 2011. To assist with Program administration, the City hired RCAP Solutions to oversee the GBRLF loan portfolio, and Tighe & Bond, Inc. and Weston & Sampson, Inc. as Licensed Site Professionals.
18. **Mill Street Corridor (MSC):** In September 2010 the Commonwealth of Massachusetts designated the corridor a priority site under its Brownfield Support Team Initiative. As part of this designation the State convenes monthly strategy meetings with federal, state, and municipal officials in an effort to establish and implement a redevelopment plan for the MSC. In October 2010 the City entered into a Covenant Not to Sue Agreement between Bernard Garbose and the Commonwealth's Attorney General Office. The Covenant Not to Sue allowed the transfer of ownership rights for the 10-acre Garbose property, located along Timpany Boulevard and Mill Street, to the City of Gardner for the cleanup and redevelopment purposes. The City officially took ownership of the former Garbose site on December 24, 2010. In February 2011 the City, in partnership with the Gardner Redevelopment Authority and the Urban Land Institute's Technical Assistance Program, convened a one-day workshop to consider options for redevelopment of the corridor and provide guidance to realize these potential results.

19. MassBroadband 123 Project: This fiber optic project will deploy over 1,000 miles of new fiber optic cable to connect over 120 communities in western and north central Massachusetts, including Gardner, and provide a direct connection to close to 1,400 Community Anchor Institutions (CAI) such as public safety entities, community colleges, libraries, medical facilities, town halls and state offices. When complete in mid-2013, the *MassBroadband 123* network will expand high-speed Internet access to improve the lives of residents, close the digital divide and bring new economic opportunities to the region. In May of 2011 DCDP personnel identified 25 CAI's in Gardner for potential tie in to the system and forwarded this information to the State for consideration.
20. Business Retention/Attraction: The Department continued its retention and attraction strategies by offering technical assistance to numerous existing and prospective businesses and entrepreneurs, conducting site visits with existing businesses, and working with federal and state agencies, and private sector firms to market Gardner and its numerous annual events and amenities.
21. Participation in local, regional and statewide organizations: Department personnel continue to actively participate in the following organizations: The Greater Gardner Community Development Corporation, the Gardner Community Action Committee, the Greater Gardner Chamber of Commerce, the City's Traffic Commission, the Police Station Study Committee, the City's Street Acceptance and Betterment Committee, the local Workforce Investment Board (WIB) and the WIB Executive Committee, the North Central Mass Development Corporation Small Business Loan Review Committee, the Montachusett Brownfield Group (regional Steering Committee), the North Central Massachusetts Economic Development Council and the Massachusetts Economic Development Council.

Respectfully submitted,

Robert L. Hubbard, Director
Department of Community Development & Planning



CITY OF GARDNER
OFFICE OF THE
INSPECTOR OF WIRES
115 PLEASANT STREET, ROOM 102
GARDNER, MASSACHUSETTS 01440

75

TEL. (978) 632-3750, FAX (978) 632-3313

To: Honorable Mark Hawke
Members of the City Council
Re: Gardner Electrical Department's 2010/2011 Annual Report (FY 11)

	Permits	Fees
Additions	10	650
Air Conditioners	2	80
Annual Permits	9	1080
Apartments Rewiring	9	675
Basements	6	450
Bathroom Rewiring	6	450
Business	9	2350
Cell Towers	1	40
Control Wiring	5	300
Fire Alarms	4	160
Garages	4	260
Gas Boilers	8	360
Gas Pumps	2	70
General Electrical	32	1440
Generators	3	120
Hospital Wiring	1	680
Kitchen Rewiring	15	1125
Lighting Projects	15	2700
New Homes	6	960
Offices	1	280
Oil Boilers	115	5175
Pools	4	160
Rewiring Houses	21	1575
Season Porches	3	225
Security Systems	66	2640
Septic Pumps	2	80
Services	66	3960
Signs	1	30
Smoke Detectors	8	320
Solar Panels	2	80
Temp. Services	7	350
Water Heaters	11	495
Well Pumps	1	40
Wind Turbine	3	120
Total Permits Issues	407	
Total Fees Collected		\$29,480.00

Respectfully Submitted,

Darrell Sweeney

Gardner Fire Department
Annual Report
Fiscal Year July 1, 2010 through June 30, 2011

Honorable Mark P Hawke Mayor
Members of the City Council
Citizens of Gardner

I, Ronald P. Therrien Fire Chief for City of Gardner, submit the Annual Report for the Gardner Fire Department.

PERSONNEL

The heart and soul of the Gardner Fire Department are the Firefighters and support people who serve the City twenty four hours a day, three hundred and sixty five days a year. Currently we have thirty two active firefighters, consisting of one Chief, one Captain, four Lieutenant Shift Commanders, one Lieutenant Training/Fire Prevention officer, one Lieutenant who works fire prevention and rotates to Shift Commander when needed and twenty four Firefighters assigned to four rotating platoons. The Department has one full time female clerk. Four Firefighters work collateral jobs as department mechanics. Two Firefighters work collateral jobs as fire investigators; one Firefighter works a collateral job as a computer systems manager and one works as EMS coordinator.

FIRE APPARATUS, VEHICLES and TRAILERS

The Department operates a fleet of 17 vehicles. Three Engines, one Combination Engine / Ladder Truck, one Tower / Pumper Truck, one Heavy Rescue, one small Brush Truck, four Support Vehicles a Decontamination Trailer a Hazardous Materials Trailer, a Lighting Trailer, two Utility Trailers and Bucket Truck used by the City Wire inspector.

At this time the Department put two new major pieces of apparatus in service Engine 2 and Combination 4, I applaud Mayor Hawke and the City Council on the acquisition of these vehicles. The fleet went from old and unreliable equipment to a fleet the city can be proud of and not have to worry about major equipment purchases for years to come.

INJURIES

There were twelve reported injuries of fire fighters while on duty during this period, none of a serious nature. No civilian fatalities or serious injuries due to fire incidents were reported during this period.

FIRE DEPARTMENT INCIDENTS

The Department responded to 3,559 emergencies or calls for assistance. A complete breakdown is within this report.

MONETARY LOSS

The City of Gardner experienced an estimated dollar loss do to fire of \$441,210.00 of this amount \$398,260.00 was structure or building related, \$37,300.00 auto or vehicle related and \$5,650.00 miscellaneous loss.

RECOMMENDATIONS

The City should hire four more fire fighters; this would allow each platoon one more man per shift. This would greatly enhance our initial on scene effectiveness and safety and in all probability reduce overtime costs by 50% or more.

The City should consider reestablishing a call firefighting force of ten men, this would be a tremendous cost effective way of augmenting the permanent force and increasing the departments overall capabilities. This would also act as a proving ground for possible future permanent positions.

Respectfully Submitted

Ronald P. Therrien
Fire Chief

During this fiscal period the department issued the following permits and conducted the below listed drills.

PERMITS

Open Burning Permits
 Smoke Detector Certificates of Compliance
 Install/Alter Fuel Oil Burner Equipment
 Storage of L.P. Gas
 Fuel Oil Delivery Truck Inspections
 Underground Tanks Removed
 Underground Tanks Installed
 Conduct Blasting Operations
 Storage of Smokeless Powder
 Storage of Black Powder
 Ammunition Storage
 Flammable Fluid Storage
 Fireworks
 Sprinkler Work
 Fire Suppression Systems (Ansul)
 Fire Alarm Work
 Trench Permits

FIRE DRILLS/INSPECTIONS

Hospital	17
Schools	9
Quarterly Health Care Facility Inspections	26
Citizen Complaints	13

FIRE INVESTIGATIONS

14 Incidents Investigated

12 Structure Fires

1 Motor Vehicle Fire

1 Other

Origin & Cause

3 Intentionally Set Fires

10 Accidental Fires

0 Undetermined Fire

1 IED or Overpressure Device

Disposition

11 Investigations Closed

2 Investigation Open

1 Investigations Closed with Arrest

0 Investigation Inactive

649 Evidence Photographs Taken

STUDENT AWARENESS of FIRE EDUCATION (SAFE) PROGRAM

S.A.F.E. Instructors;

Lieutenant Michael C. Boris

Firefighter Guy Sharron, Jr.

Firefighter Peter Gamache, Jr.

Kindergarten	21 classes	1 visits ea.
Grade 1	27 classes	1 visits ea.
Grade 2	10 classes	1 visits ea.
Pre-Schools	2 classes	0 visit ea.
Public Demonstrations		2 events

Gardner Fire Department Annual Training Report for Fiscal Year 2011

The members of the Gardner Fire Department participated in continuing on duty training covering the following 13 subjects for each of the 4 shifts totaling 52 Formal Training Sessions:

- Radio Familiarization
- Vehicle Extrication
- Fire fighting Foam Evolutions
- Search and Rescue
- Hazardous Materials
- Life Flight Operations
- Smoke and Fire Dynamics
- Building Ventilation
- Wall Breach Survival Skills
- Advancing Hose Lines
- Large Defensive Hose Lines
- Aerial Placement
- Pump Operations

Department members also conducted 20 individual shift trainings as deemed appropriate by their individual Shift Commanders.

The Department has 3 State Certified Level 1 Instructors: Chief Ronald Therrien, Captain Richard Ares and Lieutenant Brian Smith. The goal of this department is to continue with active in house training as well as utilizing the assets of the Massachusetts Fire Academy.

Submitted by:
Lt. Brian H. Smith, Training Officer

GARDNER FIRE DEPARTMENT

Incidents - Reported Type Only

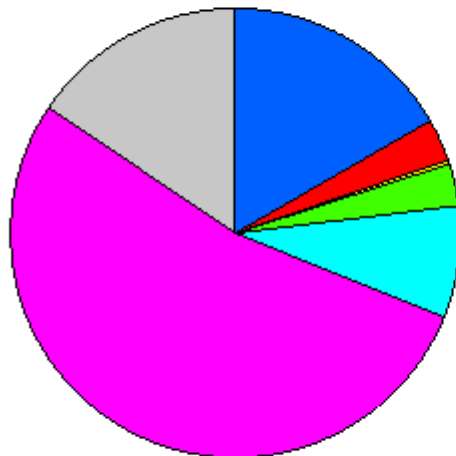
81

Printed: 1/27/2012 8:29 am

From Date:07/01/2010 to:06/30/2011

Jurisdiction: Gardner

Reported Type Incidents



False Alarms & False Calls	16.7%
Fire	2.9%
Good Intent Calls	0.4%
Hazardous Conditions (No Fire)	3.0%
Other Type of Incidents	8.1%
Rescue & Emergency Medical Service	53.3%
Service Calls	15.4%
Severe Weather & Natural Disasters	0.1%
Total:	100.0%

Fire

- 41 Building fire
 - 1 Structure Fire (Not A Building)
 - 6 Cooking fire, confined to container
 - 6 Chimney or flue fire, confined to chimney or flue
 - 10 Fuel burner/boiler malfunction, fire confined
 - 13 Passenger vehicle fire
 - 2 Forest, woods or wildland fire
 - 18 Brush, or brush and grass mixture fire
 - 2 Natural vegetation fire, other
 - 2 Outside rubbish, trash or waste fire
 - 3 Dumpster or other outside trash receptacle fire

104 Sub-Total,Fire

Rescue & Emergency Medical Service

- 2 Medical assist, assist EMS crew
- 1,690 EMS call, excluding vehicle accident with injury
- 183 Vehicle accident with injuries
 - 3 Motor vehicle/pedestrian accident (MV Ped)
 - 6 Motor vehicle accident with no injuries
 - 1 Extrication of victim(s) from vehicle
 - 4 Removal of victim(s) from stalled elevator
 - 9 Extrication, rescue, other
 - 6 Rescue, emergency medical call (EMS) call, other

GARDNER FIRE DEPARTMENT

Incidents - Reported Type Only

Printed: 1/27/2012 8:29 am

From Date:07/01/2010 to:06/30/2011

Jurisdiction: Gardner

1904 Sub-Total,Rescue & Emergency Medical Service

Hazardous Conditions(No Fire)

- 9 Gasoline or other flammable liquid spill
- 8 Gas leak (natural gas or LPG)
- 4 Oil or other combustible liquid spill
- 4 Carbon monoxide incident
- 3 Overheated motor
- 4 Power line down
- 2 Arcing, shorted electrical equipment
- 36 Electrical wiring/equipment problem, other
- 3 Building or structure weakened or collapsed
- 4 Vehicle accident, general cleanup
- 1 Explosive, bomb removal (for bomb scare, use 721)
- 30 Hazardous condition, other

108 Sub-Total,Hazardous Conditions(No Fire)

Service Calls

- 72 Lock-out
- 2 Water or steam leak
- 40 Water problem, other
- 4 Smoke or odor removal
- 2 Animal rescue
- 26 Assist police or other governmental agency
- 185 Public service
- 125 Assist invalid
- 6 Defective elevator, no occupants
- 17 Unauthorized burning
- 13 Cover assignment, standby, moveup
- 59 Service Call, other

551 Sub-Total,Service Calls

Good Intent Calls

- 2 Dispatched & canceled en route
- 2 Authorized controlled burning
- 8 Smoke scare, odor of smoke
- 3 Good intent call, other

15 Sub-Total,Good Intent Calls

False Alarms & False Calls

- 3 Municipal alarm system, malicious false alarm
- 1 Central station, malicious false alarm
- 1 Local alarm system, malicious false alarm
- 5 Sprinkler activation due to malfunction
- 31 Smoke detector activation due to malfunction
- 1 Heat detector activation due to malfunction
- 341 Alarm system sounded due to malfunction
- 7 CO detector activation due to malfunction
- 5 Sprinkler activation, no fire - unintentional
- 66 Smoke detector activation, no fire - unintentional

GARDNER FIRE DEPARTMENT

Incidents - Reported Type Only

83

Printed: 1/27/2012 8:29 am

From Date:07/01/2010 to:06/30/2011

Jurisdiction: Gardner

92 Detector activation, no fire - unintentional
10 Alarm system sounded, no fire - unintentional
33 Carbon monoxide detector activation, no CO
1 False alarm or false call, other
597 Sub-Total,False Alarms & False Calls

Severe Weather & Natural Disasters

3 Wind storm, tornado/hurricane assessment
1 Lightning strike (no fire)
4 Sub-Total,Severe Weather & Natural Disasters

Other Type of Incidents

19 Citizen complaint
272 Inspection
291 Sub-Total,Other Type of Incidents
3,574 Incident Types

Total Count of Unique Incident Numbers for this Period: 3,559

GARDNER FIRE DEPARTMENT EQUIPMENT LIST

June 30, 2011

<u>UNIT</u>	<u>DESCRIPTION</u>	<u>USE</u>	<u>STATION</u>
ENGINE 1	1996 E-ONE CYCLONE	PUMP	STATION 2
ENGINE 2	2012 ROSENBAUER	PUMP	STATION 2
ENGINE 3	1989 E-ONE CYCLONE	PUMP	STATION 2
COMBO 4	2011 SUTPHEN	QUINT	STATION 2
TOWER 1	2002 E-ONE	95' REAR MOUNT PLATFORM	
CAR 1	2004 CHEVY TAHOE	CHIEF'S	STATION 2
CAR 2	2010 FORD EXPEDITION	COMMAND CAR/LT'S	STATION 2
TRUCK 3	1994 FORD F800	FIRE ALARM	STATION 1
TRUCK 4	2003 DODGE RAM	CAPTAIN'S	STATION 2
TRUCK 5	2002 DODGE RAM	FIRE PREVENTION	STATION 2
TRUCK 10	1985 GMC	BRUSH FIRE	STATION 2
RESCUE	1997 FORD F-800	RESCUE	STATION 2
DECON		DECON UNIT	
HAZMAT	TRAILER	HAZMAT UNIT	

GARDNER FIRE DEPARTMENT

FISCAL YEAR 2011

NAME	REGULAR WAGES	OVERTIME WAGES	OTHER WAGES	TOTAL WAGES
Anthony Alario	41,941.55	10,472.30	7,019.47	59,433.32
Richard Ares	63,482.61	5,537.42	14,227.67	83,247.70
Christopher Benoit	41,941.56	7,358.26	5,956.00	55,255.82
Mark Bettez	27,144.45	4,772.21	5,120.86	37,037.52
Matthew Bettez	27,144.45	729.53	5,077.77	32,951.75
Charles Boris	59,077.78	8,918.05	9,885.10	77,880.93
Michael Boris	56,805.50	9,022.30	12,819.55	78,647.35
Cleophas Caouette	59,077.78	6,915.91	6,689.67	72,683.36
Wesley Caouette	41,941.55	2,245.94	5,616.74	49,804.23
Ryan Casper	41,941.55	9,689.36	7,999.47	59,630.38
Jeffrey Chartier	33,433.83	2,282.08	4,485.28	40,201.19
Paul Cormier	43,571.53	11,417.19	5,343.79	60,332.51
Steven Couture	41,941.55	8,933.47	11,083.62	61,958.64
Daniel Fields	41,941.55	15,731.10	13,486.03	71,158.68
Patrick Fohy	41,941.55	9,053.88	6,299.47	57,294.90
Peter Gamache, Jr.	41,941.55	5,372.58	10,013.47	57,327.60
Eric Hulette	41,941.55	1,672.44	10,191.70	53,805.69
John Iwanik	56,805.50	6,642.53	17,167.63	80,615.66
Robert Jacques	41,941.55	10,183.05	7,139.47	59,264.07
Sean Kelley	41,941.55	10,076.04	7,999.47	60,017.06
Gregory Lagoy	56,805.50	8,890.79	10,345.86	76,042.15
Earl Meagher	45,314.38	4,717.29	16,556.46	66,588.13
Ryan Meagher	41,941.55	11,044.97	7,929.21	60,915.73
David Nisula	41,941.55	12,701.84	5,956.00	60,599.39
Craig Osowski	41,941.55	10,273.26	8,150.20	60,365.01
Dino Poudrette	41,941.55	7,945.17	8,077.85	57,964.57
Steven Roy	41,941.55	12,850.67	6,356.00	61,148.22
Guy Sharron	43,571.53	8,743.72	6,066.52	58,381.77
Brian Smith	56,805.50	4,041.73	9,276.94	70,124.17
Jeffrey Sundnas	43,571.53	16,712.49	6,656.52	66,940.54
Timothy Tenney	45,314.38	15,178.90	8,978.02	69,471.30
Ronald Therrien	78,480.81	0.00	12,125.50	90,606.31
Elizabeth L. Cormier	32,336.29	151.58	695.00	33,182.87
	1,499,808.16	260,278.05	280,792.31	2,040,878.52

**GOLF COURSE COMMISSION
ANNUAL REPORT**

To His Honor the Mayor and
Members of the City Council

The Gardner Golf Course Commission is pleased to submit its annual report for the 2010/2011 fiscal year.

Membership totaled	\$ 313,934.50
Green Fees	\$ 139,810.50
Cart Storage & Locker Rental	\$ 2,860.00
Miscellaneous	\$ 49,707.36
Driving Range Tokens	\$ 33,785.00
Carts	<u>\$161,952.18</u>
Total	\$702,049.54

Approximately 650 people were covered under memberships. We had 7,450 Greens Fee Rounds, 3,389 Tournament Rounds (some members and some greens fees) and 16,500 Member Rounds.

MEMBERSHIPS	<u>Resident</u>	<u>Non-Resident</u>
Individual	139	84
Family	30	35
College	8	1
Junior	0	0
Sr. Cit. Ind.	63	33
Sr. Cit. Fam	10	11
Clergy Ind.	1	0
Clergy Fam.	0	0
Veteran Ind.	10	11
Veteran Fam.	3	0
Courtesy (Includes Lifetime)	15	0
Playing Privilege	<u>17</u>	<u>0</u>
	296	175
		Total 471

Years receipts	\$702,049.54
Expenditures	\$795,908.06

Respectfully submitted,

Jeffrey Gallant, Chairman,
Financial Chair.

Wendy Spuria, Asst. Financial Chair.

John Gearan, Member
Golf Course Commission

William L. Frank, Superintendent

EMPLOYEE	REGULAR WAGES	OVERTIME	OTHER	TOTAL
William L. Frank	\$61,000.88	\$0.00	\$350.00	\$61,350.88
Katherine A. Moore	\$16,168.15	\$397.22	\$317.42	\$16,882.79
Benjamin M. Egan	\$53,509.86			\$53,509.86
Jeffrey R. Prinn	\$33,676.80	\$2,324.11	\$1,520.00	\$37,520.91
*William G. Moore	\$34,431.02	\$2,792.48	\$1,670.00	\$38,893.50
Mark L. Gravel	\$33,350.40	\$1,994.65	\$1,280.00	\$36,625.05
Herbert D. Rice	\$33,350.40		\$1,430.00	\$34,780.40
Bradford Damon	\$544.00			\$544.00
David Beauregard	\$2,074.78			\$2,074.78
Paul D. Geoffroy	\$2,569.95			\$2,569.95
Allen T. Goguen	\$2,320.50			\$2,320.50
Nicholas A. Griffin	\$2,993.90			\$2,993.90
Scott M. Hermanson	\$5,874.05			\$5,874.05
Travis P. Jaillet	\$2,989.35			\$2,989.35
Ernest Johnson	\$1,305.85			\$1,305.85
Zachary W. Koren	\$4,945.85			\$4,945.85
Michael Melanson	\$4,634.72			\$4,634.72
George D. Tucker	\$2,895.94			\$2,895.94
Daniel J. Berry	\$24,000.00			\$24,000.00
Kevin Descarreaux	\$6,097.00			\$6,097.00
Jessica R. Anderson	\$1,328.00			\$1,328.00
Shannon L. Brow	\$3,776.00			\$3,776.00
Totals	\$333,837.40	\$7,508.46	\$6,567.42	\$347,913.28
		*Includes some DPW		

TO: His Honor, the Mayor and the City Council

FROM Donald W. Lemieux, Superintendent of the Greenwood Memorial Pool

DATE: December 24, 2011

SUBJECT: Annual Report 2010-2011, Greenwood Memorial Pool

We hereby submit the annual report for the Greenwood Memorial Pool for the fiscal year ending June 30, 2011.

Total Income for Greenwood Memorial Pool for the year was \$88,206.50 includes 10,000.00 for High School rental.

The Greenwood Memorial Pool is the home of the Sixteen State Championship Gardner High School Swim Team and 2000 Olympic Gold Medalist Samantha Arsenault.

Once again many activities took place in the indoor pool during the year and they are as follows:

- ✓ Swimming lessons were offered in several 6 week sessions on a year round basis. The classes held were Waterbug I, Waterbug II, Waterbug III, Beginner, Advanced Beginner, Intermediate and Swimmer. Achievement cards were given to those children who successfully completed this program.
- ✓ The Sacred Heart School participated in swimming programs throughout the year.
- ✓ Public swimming Saturday from 2:00-5:00 pm
- ✓ The High School Swim Team used the pool for swim practices and swim meets.
- ✓ Life Saving Classes were offered.
- ✓ The Girl Scouts and Boy Scouts used the pool to earn merit badges.
- ✓ The indoor pool was used from 11:30 am until 1:30 pm, Tuesday through Thursday, for adult and senior citizen lap swimming.
- ✓ The indoor pool was used for therapy swimming 11:30 am until 1:30 pm, Monday through Thursday.
- ✓ The Greenwood Memorial Swim Club used the pool for training.
- ✓ The indoor pool is also the home of the Greenwood Special Olympic Swim Program.
- ✓ Birthday parties were also held.

The 25 yard 25 meter outdoor pool was opened on June 18, 2011 until August 28, 2011. The following took place during this summer season:

- ✓ Swimming lessons were offered in 3 week sessions throughout the summer.
- ✓ Life guard training course was run.
- ✓ Public swimming was held 6 days a week from 12:00 pm until 5:00 pm .
- ✓ Birthday parties were held.
- ✓ The Greenwood Memorial Swim Club used the outdoor pool throughout the summer for its training.
- ✓ A New England Championship Qualifying swim meet was held in July for 3 days. This meet attracted over 2,500 people to enjoy our great city.



EMPLOYEE	REGULAR WAGES	OVERTIME	OTHER	TOTAL
Donald W. Lemieux	\$50,961.62		\$930.00	\$51,891.62
Diana Ringer	\$17,900.75		\$120.00	\$18,020.75
Jessica L. Clark	\$5,438.80			\$5,438.80
Kelsey P. Dewey	\$1,612.63			\$1,612.63
Kerry A. Dewey	\$1,847.76			\$1,847.76
Erin E. Gray	\$38.00			\$38.00
Charles M. Hartin	\$824.13			\$824.13
Hannah T. Kondrotas	\$363.38			\$363.38
Michael S. LaFortune	\$3,177.77			\$3,177.77
Hannah E. Lemieux	\$38.00			\$38.00
Caitlin M. Papa	\$1,377.51			\$1,377.51
Danielle K. Sekurski	\$2,329.88			\$2,329.88
Ashley A. Silvia	\$2,244.43			\$2,244.43
Totals	\$88,154.66	\$0.00	\$1,050.00	\$89,204.66



CITY OF GARDNER

OFFICE OF THE
BOARD OF HEALTH
ROOM 29, CITY HALL
 GARDNER, MASSACHUSETTS 01440
 (978) 630-4013
 FAX (978) 632-4682



To: *The Honorable Mark A. Hawke, Mayor*
The Honorable Members of the Gardner City Council

The Board of Health submits this 58th Annual Report for the Fiscal Year 2011, ending June 30, 2011. The following notable events occurred over the past year:

- The Board of Health, building on past collaborations with the Fitchburg and Leominster Board of Health and Community Health Connections conducted several joint influenza vaccination clinics, household hazardous waste events and medication take back events. These joint activities held regionally provide more services at little or no additional costs to our residents. At the end of the fiscal year the City of Gardner and the Montachusett Area cities and towns were awarded a planning grant to study and pursue regionalization of public health services. The Board would like to extend its appreciation to Mayor Mark Hawke for his support in this initiative.
- The Solid Waste Enterprise distributed over 12,000 trash and recycling totes to the customers of the curbside trash and recycling program. This was followed by the phase-in of automated curbside collection. This program provides significant cost savings as well as improved sanitation and significantly reduces any wind-blown trash and recyclables.
- The Solid Waste Enterprise Program completed the Fiscal Year with a certified surplus of \$ 321,293. Curbside trash collections totaled 3587 tons for FY 2011 a less than 1% increase in tonnage from FY2010. Curbside recycling collections for FY 2011 were 1505.47 tons, an 8% increase over FY 2010. The residents of Gardner continue to be among the top recyclers in the state, and our thanks go to them for making our recycling program a success.
- The Transfer Station at 744 West St. operated throughout the year, allowing residents an opportunity to dispose of bulk items, excess trash, recycling, yard waste, paints, hazardous materials and other items. The Transfer Station handled 562 tons of trash and over 400 upholstered items.
- The Board of Health continued with providing communicable disease investigation, reporting, and follow up, including required Public Health Nursing Services. (Nursing services obtained from the Gardner V.N.A.)
- The Department continued to provide inspection services under the State Sanitary Code for Housing, Food Sanitation, Swimming Pools, Tanning Facilities, Body Art (Piercing and Tattoo) Establishments, Septic Systems, Wells, and Nuisances. License information is on the following page of this report.

Licenses/Permits issued:

152	Food Licenses
5	Septic Haulers/
13	Septic Installers Licenses
0	Body Piercing License Establishment/Practitioner
1 / 4	Tattoo License- Establishment/Practitioner
1	Day Camps
2	Hotel/Motel/Bed & Breakfast Licenses
13	Solid Waste Hauler License
4	Funeral Director Licenses
260	Burial Permits
6	Pool/Spa Licenses
11	Tanning Salon Licenses
2	Manufactured Home Parks
25	Tobacco Sales Permits
8	Septic System Permits
2	Well Permits
17	Beaver Trapping/Breaching Permits
1	Movie Theater

The Board of Health meets monthly at 5:00pm on a Monday as the member's schedules allow, and as needed.

The Board would like to thank all of the City Departments and personnel who assisted the Board of Health in their duty to protect the health, safety, and welfare of the residents.



Bernard F. Sullivan, R.S., C.H.O
Director of Public Health

**Report of the Trustees
of the
Levi Heywood Memorial Library Association
To the Honorable Mayor and Members of the
Council of the City of Gardner**

We are pleased to present this, the report of the Trustees of the Levi Heywood Memorial Library Association for the fiscal year 2010-2011, our one hundred and twenty-fifth annual report.

This report by our Director, as official spokesperson for our Trustees, reveals continued growth in our collections and increased use of our Library programs and services.

We sincerely appreciate your loyalty, encouragement, and understanding of the Library's importance and function in the Gardner community.

Respectfully submitted,

Ronald F. Cormier
Clerk of and for
Board of Trustees
October 26, 2011

**LEVI HEYWOOD MEMORIAL LIBRARY ASSOCIATION
TRUSTEES AND STAFF
2010-2011**

BOARD OF TRUSTEES

Karen Anderson	Sheila Heglin
Calvin Brooks	Michael Horrigan
Ronald F. Cormier	City Council Chair Neil W. Janssens
Dr. Carol Daring, Superintendent of Schools	Patricia Kirsh
Richard H. Greenwood	Ambrose Marean
Sally Q. Hartshorn	Doris Pierce
Mayor Mark Hawke	Henri Sans, Honorary Trustee
	Arthur Young

OFFICERS OF THE BOARD OF TRUSTEES

Richard H. Greenwood	President
Karen Anderson	1 st Vice President
Ronald F. Cormier	Clerk
Sally Q. Hartshorn	Treasurer

STAFF

Gail P. Landy, Director#
Kathleen D. Leslie, Director
Holly A. Booth, Tech. Services Librarian
Celeste M. Burdett, Children's/Tech. Services Librarian
Tammy M. Caissie, Coord. Adult Library Services
Suzanne Charland, Adult Library Assistant#
Richard Cochran, Custodian
Elizabeth Covington, Adult Library Assistant
Jayne Hallock, Staff Services Assistant
MaryAnn McGee, Coord. Youth Library Services
Pamela Meitzler, Local History Librarian
Janet Percy, Adult Library Assistant
Patricia Urato, Adult Library Assistant
Gina Verrelli, Reference/Network Transfer Librarian

Retired FY 2011

**Report of the Treasurer
Levi Heywood Memorial Library FY 2010-2011**

	Unrestricted Funds	Restricted Funds	All Funds
REVENUES			
Municipal		\$552,953	\$552,953
State		\$23,060	\$23,060
Gifts/grants	\$25,935	\$950	\$26,885
Circulation	\$21,131		\$21,131
Photocopies/Printouts	\$2,061		\$2,061
Endowment	\$163,000		\$163,000
Meeting Room rental	\$925		\$925
Other	\$665		\$665
Carryover (Previous Year)	\$15,833	\$105,116	\$120,949
TOTAL	\$229,550	\$682,079	\$911,629
EXPENDITURES			
Compensation		\$386,391	\$386,391
Books	\$10,763	\$57,726	\$68,489
Electricity		\$23,056	\$23,056
Heat		\$11,934	\$11,934
Telecommunications		\$2,760	\$2,760
Printing/Supplies		\$5,977	\$5,977
Postage		\$792	\$792
Repairs and Maintenance	\$8,457	\$29,842	\$38,299
Information Technology		\$8,054	\$8,054
Insurance		\$10,859	\$10,859
Professional Services	\$28,740		\$28,740
Fees	\$530		\$530
Staff Travel	\$95		\$95
Furniture/Equipment	\$557		\$557
C/W MARS Membership		\$27,688	\$27,688
Bond repayment expense	\$156,174		\$156,174
Programming	\$1,070	\$950	\$2,020
Other	\$10,092		\$10,092
Refund to City		\$0	\$0
Carryover	\$13,072	\$116,050	\$129,122
TOTAL	\$229,550	\$682,079	\$911,629

Sally Q. Hartshorn, Treasurer

Note: The financial statements of the Levi Heywood Memorial Library Association are audited by the independent auditing firm of Alexander, Aronson & Finning. These financial statements are prepared on an accrual basis and report on current funds, land, building and equipment, including depreciation; investments, including realized and unrealized gains and losses; fund balances; and accrued liabilities. These statements are on file at the LHML and are reviewed by the Trustees, and filed with the Internal Revenue Service and the State Attorney General. This Treasurer's Report is designed to show only actual revenues and expenditures for FY2011.

**LEVI HEYWOOD MEMORIAL LIBRARY
STATISTICAL REPORT**

**POPULATION SERVED: 20,228
NUMBER OF GARDNER REGISTERED BORROWERS: 11,237**

**NUMBER OF DAYS OPEN IN FY11: 285
HOURS OPEN PER WEEK: JUNE – AUGUST: 37; SEPTEMBER – MAY: 41
TOTAL CIRCULATION FOR July 2010-June 2011: 191,397
AVERAGE DAILY CIRCULATION: 672
AVERAGE DAILY REFERENCE TRANSACTIONS: 59
AVERAGE DAILY INTERNET USE: 35**

CIRCULATION INFORMATION FOR FY2011 (7/01/10-6/30/11)

Total FY10	Total Circulation	ADULT/YA	CHILDREN	TOTAL FY11
123,184	Books	76,516	54,134	130,650
3,911	Periodicals	3,585	309	3,894
9,288	Audio	12,459	1,795	14,254
37,365	Video	40,657	471	41,128
431	Electronic	603	9	612
1,613	Miscellaneous	586	273	859
175,361		134,406	56,991	191,397

ILL Rec'd: 18,062				19,931
ILL Sent: 16,972				18,582

TOTAL FY10	SERVICES	ADULT DEPT.	CHILDREN'S ROOM	TOTAL FY11
16,135	Reference	12,588	4,196	16,784
9,907	Public Internet Use	10,298	622	10,920
115	Class Visit Attendance		209	209
1,737	Program Attendance	279	913	1,192
1,517	Storyhour Attendance		1,106	1,106
591	Meeting Room Use (# groups)	464	24	488

FISCAL 2011 EARNINGS					
	REG PAY	OT PAY 1.5X	LONGEV	TERM	TOTAL PAY
BOOTH, HOLLY A	32,180.54	0.00	360.00	0.00	32,540.54
BURDETT, CELESTE M	32,180.54	0.00	735.00	0.00	32,915.54
CAISSIE, TAMMY M	37,672.60	524.35	480.00	0.00	38,676.95
CHARLAND, SUZANNE	5,440.05	0.00	0.00	7,352.40	12,792.45
COCHRAN, RICHARD M	34,928.59	0.00	510.00	0.00	35,438.59
COVINGTON, ELIZABETH M	10,501.92	0.00	0.00	0.00	10,501.92
HALLOCK, JAYNE	32,180.54	0.00	660.00	0.00	32,840.54
LANDY, GAIL P	3,500.00	0.00	0.00	32,019.97	35,519.97
LESLIE, KATHLEEN D	55,829.99	0.00	270.00	0.00	56,099.99
MCGEE, MARYANN J	37,456.16	0.00	480.00	0.00	37,936.16
MEITZLER, PAMELA F	8,188.77	0.00	0.00	0.00	8,188.77
PERCY, JANET P	32,261.50	0.00	360.00	0.00	32,621.50
URATO, PATRICIA A	30,455.98	0.00	420.00	0.00	30,875.98
VERRELLI, GINA M	25,591.21	0.00	0.00	0.00	25,591.21
DEPARTMENT 0940 TOTAL	378,368.39	524.35	4,275.00	39,372.37	422,540.11
REPORT TOTAL	378,368.39	524.35	4,275.00	39,372.37	422,540.11

Annual Meeting FY11 Director's Report

Tonight I'm reporting on the 125th year of the Association's history and my first year as Director of the Library. Local History Librarian, Pam Meitzler, will be giving a presentation on the Association's first 124 years following tonight's meeting. Before I recap the events of the past twelve months, I'd like to thank all of the people who helped me get through them. Thank you to the Trustees, who gave me this opportunity, and who offered me much appreciated guidance and advice. Thank you to the members of the community, many of whom are association members here tonight, who wished me well. And especially, thank you to the library staff. Knowing that I could rely on you to do your jobs without fanfare allowed me to concentrate on learning mine. Your support helped make FY11 a successful year for all of us.

We are grateful for the support of our Honorable Mayor and Members of the City Council. We sincerely appreciate your loyalty, encouragement, and understanding of the Library's importance and function in the Gardner community.

Probably the best news we received this year was in the form of a State Aid waiver. The Library was able to retain its certification and the accompanying benefits of grant funding and interlibrary loan reciprocity. We hope for a similar outcome to this year's petition, and to be able to meet, without waiver, the municipal appropriation requirement in FY13.

One of the adjustments we made to mitigate the effects of the continued decrease in overall state funding was to modify our Library hours. We are open on Mondays again and our new schedule has improved our workflow and alleviated some staffing issues. It has also allowed us to coordinate schedules with our neighboring communities of Westminster and Ashburnham to together provide library services 6 days and 4 evenings a week year round.

The extra day open, coupled with the economy, brought an expected increase in library use. Statistics for circulation, computer use, interlibrary loans and reference services reached their highest numbers in the Library's history last year.

In providing these services, we relied on our many dedicated volunteers, over 100 strong, who shelved and repaired books, planted and maintained our flag pole garden, delivered materials to shut-ins, and helped with the summer reading club and the Friends' book sales. Thank you all.

Special thanks are due the Friends group, who exceeded all prior year fund-raising efforts and all notion of generosity with their support of the Library in FY11. In addition to their customary funding of library programming and museum passes, their purchases also included a dvd polisher, a paper shredder, a barcode label duplicator, a photocopier, a microform reader and 10 new staff computers.

Being able to update our technology infrastructure was a long-awaited goal, and a necessary measure as we will be transitioning to a more complex software platform in the coming months. We were able to install a back-up server as well, greatly improving our data security.

Another long-anticipated technological development, the creation of a Library website, was realized through the efforts of new Reference staff member Gina Verrelli. The website offers access to our catalog, includes a calendar of Library events, contains information on library services and provides links to City departments. It serves as a valuable public outreach tool and has increased our visibility in the community.

Knowing that visibility is key to securing support for our Library services, we joined libraries across the Commonwealth on April 13th to celebrate Library Snapshot Day by collecting data and photos to document a day in the life of a library. The statistics compiled statewide were used to demonstrate the value of libraries and to raise public awareness that libraries are busier than ever.

Libraries *are* busier than ever, giving truth to the saying that the more things change, the more they stay the same. There have been countless innovations in library operations in the long history of the Levi Heywood Memorial Library. But what has remained constant, 125 years after its founding, is the genuine need for and the invaluable service provided by our longstanding institution, in good economic times and especially in less than prosperous economies. We're here for the long term and for that our community can be grateful.

MUNICIPAL GROUNDS DEPARTMENT**FISCAL YEAR ANNUAL REPORT – JULY 1, 2010 TO JUNE 30, 2011**

The Municipal Grounds Department consists of seven divisions namely, cemetery, forestry, parks, playgrounds, flood control, recreation and insect pest control. It is under the control of a four person Municipal Grounds Commission, a Director and four heavy motor equipment operators and one secretary.

During the year of 2011 we operated with just three operators. A group of men from N.C.C.I. also help with spring and fall cleanup.

Under the Forestry Division the City purchased a 75' aerial lift devise (bucket truck) and a four wheel roadside mower.

Parks and Playgrounds continue to be a service of enjoyment for Little League ball and adult softball leagues.

In our four City owned cemeteries, we average fifty two burials yearly. We also added that all cremations must use a vault. We now have a tow behind sander at no cost to the taxpayers.

We work closely with the City school system and sponsor programs for young and old alike.

We spend much time putting up and taking down Christmas decorations for downtown Gardner and Gardner parks.

Respectfully submitted,

Michael Gonyeo
Director/Forester

MUNICIPAL GROUNDS			1/1/11 - 12/31/11	
EMPLOYEE	REGULAR WAGES	OVERTIME	OTHER	TOTAL
Michael J. Gonyeo	\$65,000.00	\$0.00	\$3,552.24	\$68,552.24
Katherine Moore	\$15,871.18	\$315.02	\$634.93	\$16,821.13
*John L. Hallock	\$45,619.84	\$5,002.40	\$3,230.76	\$53,853.00
*Eugene R. Akers	\$36,129.60	\$8,494.34	\$4,855.55	\$49,479.49
Ronald D. Bond	\$7,651.68	\$0.00	\$698.05	\$8,349.73
Christain Comeau	\$3,047.50			\$3,047.50
Totals	\$173,319.80	\$13,811.76	\$12,971.53	\$200,103.09
		* Includes some DPW		
MUNICIPAL GROUNDS/CEMETERY COMMISSION			7/1/10 - 6/30/11	
John T. Awdycki	\$700.00	\$0.00	\$0.00	\$700.00
Brian R. LaRoche	\$500.00	\$0.00	\$0.00	\$500.00
Ludger A. Robichaud	\$500.00	\$0.00	\$0.00	\$500.00
Terri-Ann White	\$500.00	\$0.00	\$0.00	\$500.00
Total	\$2,200.00	\$0.00	\$0.00	\$2,200.00

To His Honor the Mayor and Members of the City Council of Gardner, Massachusetts:

I respectfully submit this annual report for the Department of Civil Enforcement for the Fiscal Year ending June 30, 2011.

The Civil Enforcement Department is responsible for the supervision, processing and collection of parking, animal control, health, trash, fire code, and other civil violations issued by various enforcement entities of the City.

The Civil Enforcement Department is staffed by Director Mary Delaney, and Senior Account Clerk Donna Strout. The Director also serves as the City's Parking Clerk and Municipal Hearings Officer. The firm of Kelley & Ryan serves as the City's violation processing company and Registry of Motor Vehicles liaison.

Parking violations committed for the City of Gardner and Mount Wachusett Community College:

	Number Committed
City	3,161
College	<u>101</u>
Totals	3,262

Parking violations committed for the City of Gardner (detail):

Category	Number Issued
Meter violation	1481
Meter overtime (feeding meter)	0
Parking on sidewalk or crosswalk	149
Parking in front of driveway or private way	18
Wrong direction parking	76
Not parked within marked spaces	28
Overtime parking (except at meters)	6
Parking not within 12 inches of curb	31
Parking between 2 am and 6 am in fire zone	6
Violation of 2 hour parking restriction in metered zone	4
Parking between 2 am and 6 am during winter parking ban	1083
Parking in restricted area	184
Parking within 20 feet of intersection	23
Parking or stopping in bus stop	0
Interfering with free flow of traffic	11
Obstructing/interfering with snow removal	8

Unauthorized parking in handicap zone	22
Blocking wheelchair ramp	1
Parking within 10 feet of hydrant	9
Parking in designated fire lane	23

Parking violations collected for the City of Gardner and Mount Wachusett Community College:

	Number of Tickets Collected	Parking Fines with Penalties
City	2,853	\$ 78,089.00
College	<u>112</u>	<u>2,930.00</u>
Totals	3,313	\$ 81,019.00

Other fees or violations collected for the City of Gardner:

	Fines with Penalties
Marijuana Violations	\$ 400.00
Animal Control Violations	\$ 1,200.00
Other Violations	\$ 350.00

A total of \$81,019.00 realized from parking violations was collected by the City Treasurer. A total of \$1,950.00 in civil fees and violations was collected and turned over to the City Treasurer.

Respectfully submitted,

Mary A. Delaney
Director of Civil Enforcement

language clarification regarding the “evergreen clauses” contained in all Union contracts, it became imperative that all contracts settle prior to their expiration. The Unions worked closely with the City’s negotiation team to achieve this goal, keeping in the mind the difficult economic times facing the City in the upcoming fiscal year. As such all contract negotiations were settled in FY 2011 and the new contracts were signed and implemented with the City’s seven Unions.

The Personnel Director worked with the School Superintendent, Carol Daring, on various School Department personnel related matters. These matters included new hire physicals and benefits, unemployment, COBRA, Civil Service and contractual matters.

Work Related Injury Statistics

The City is self-insured for 111F claims (these are police and/or fire personnel work related accidents/injuries). The City is fully insured with the Massachusetts Education and Government Association (MEGA) for worker’s compensation claims (these are non-public safety personnel work related accidents/injuries, including the School Department personnel).

During FY 2011 the City had the following number of accident/injuries reported:

	<u>111F Claims</u>	<u>Number of Injuries Requiring Time out of Work</u>
Police	9	2
Fire	10	2
Totals:	19	4

(There was an approximate 10% decrease in reported claims/incidents. Of the claims reported, 21% of the injuries/accidents were of a nature that required serious medical attention and time off from work. This was a 14% decrease from FY 2010.)

	<u>Worker’s Compensation Claims</u>	<u>Number of Injuries Requiring Time out of Work</u>
City (Non-public Safety)	11	0
School	38	1
Totals:	49	1

(There was an approximate 34% decrease in reported claims/incidents. Only 2% of the injuries/accidents were of a nature that required serious medical attention and time off from work. This was a 3% decrease from FY 2010.)

Ethics Liaison

As the designated Ethics Liaison for the City, the Personnel Director continued the distribution of the Summary of the Conflict of Interest Law for Municipal Employees (the "Summary") to all new hires and volunteers as well as notification of the Ethics Training directive. The Ethics Liaison must maintain all Summary receipt documents as well as Ethics Training certificates and must ensure that all required individuals have completed and provided both. The Personnel Director will have to ensure that those employees/volunteers who received the ethics training in June 2010 will have to renew their certification two years from the initial certification date.

ADA Coordinator/Disability Commission

As previously reported, the Personnel Director also serves as the ADA Coordinator for the City and sits on the City's Disability Commission. Members of the Disability Commission include Eric Knudsen, Chairman, Tommy Davis, Vice Chairman and Raymond Goland. Ms. Pond has held the position of Clerk for the Disability Commission since August 2005. As has been the case over the past few years, the Commission is stilling seeking additional members. Most of the issues addressed by Commission in FY 2011 continued to involve handicap parking regulations and compliance as well as new and remodeling construction accessibility issues.

The main objective of the Personnel Department is to work with and provide advice to the Mayor, City Councilors and Department Heads to ensure that the laws, rules and regulations pertaining to all aspects of personnel management are adhered to. In addition, the Personnel Department is a resource for all City employees regarding their work environment needs, benefits and other related matters. As a result of the overall purpose and mission of Personnel Department, the Director and staff must stay abreast of the constantly changing rules, laws and regulations relative to employee and benefit management.

Honorable Mark Hawke, Mayor
Members of the City Council

Submitted herewith is the report of the Inspector of Plumbing and Gas Fittings for the Fiscal Year July 1, 2010 to June 30, 2011:

Permits are as follows:

Roof top units	8
New Homes	6
Gas Pool Heaters	3
New Gas Meter Services	105
Kitchen Remodels	53
Bath Remodels	56
Electric Water Heaters	37
Gas Water Heaters	75
Gas Logs & DVD Heaters	52
Gas Heating Boiler	80
Water Conditioners	2
Tankless Coils	23
Tests on Gas Piping & Repairs	32
Gas Dryers	14
Gas Range	32
2 nd Water Meters	8
Gas Generators	6
Repairs (Gen)	42
Mobil Home Remodel	0
Conversion Burners	0
<u>Total Permits Issued</u>	634
<u>Permit Fees Generated</u>	\$ 43.645

There were four-hundred and thirty eight (438) Plumbing and Gas Inspections, Ten (10) Safety Inspections and thirteen (13) Inspections required by homeowners.

Sincerely,

Donald Desmarais
Plumbing and Gas Inspector



GARDNER POLICE DEPARTMENT

Chief Neil C. Erickson

31 City Hall Avenue, Gardner, Massachusetts 01440
fax(978)630-4027

Phone:(978) 632-5600

January 18, 2012

Mayor Mark Hawke
Gardner City Hall 95 Pleasant Street
Gardner Ma 01440

Dear Mayor Hawke;

The following is The Annual Report for The Gardner Police Department for fiscal year 2011. This years report reflects adult and juvenile arrests and lesser included offenses and domestic violence activity. It contains the physical number of citations, parking tickets, reports requests, hours of private details and also the amount of revenue generated from those associated activities. The report also includes our Bureau of Criminal Investigations activity for the offenses investigated by the Bureau. This report also reflects Community Policing and D.A.R.E. activity. It continues to be my honor to serve the City of Gardner and its Citizens and I look forward to continued support from our Community. This report reflects the hard work, commitment and pride from our Officers and Support Staff in providing the best possible service to our Community. We look forward to the next year and the progress towards building a new station. We all thank you, the City Council and the Community in recognizing the need for a new facility.

Sincerely:

Neil C. Erickson
Chief of Police

**Gardner Police Department
Fiscal 2011 Annual Report
Personnel**

Chief of Police

Neil C. Erickson

Deputy Chief of Police

Rock A. Barrieau

Lieutenants

John A. Bernard

Kevin J. Minns

Roger M. Wrigley

Sergeants

Edward P. Brow, Guy Bibeau,

Eric McAvene, Richard Braks,

James F. Trifiro, John Czasnowski

Patrolmen

Brian P. Gemborys, William C. Crockett, Jeffrey S. Brown, William J. Grasmuck,

Troy L. Valardi, John E. Lawrence, Robert F. Allard, Roger J. Cormier,

Rocco J. Siciliano, Larry Landry, Sean Lafrennie, John Smith,

Christopher Starzynski, Eugene Kolimaga, Roger Robert, Jesse Gadarowski,

Russell St.Pierre, Robert Holst, Joseph Wolski, Nicholas Maroni

Jeffrey LaBonte, Matthew Arsenault

Systems Manager

Laurie Lyons

Principal Clerk & Secretary

Patricia Cormier

Sr. Clerk & Typist

Maryann Desmarais

Dispatchers--Full Time

Heather Newton, Shannon Barnes,

Dawn Theriault, Miranda Jefferson, Athena Bowne-Goguen

Alex Popko, Jennifer Robuccio, Jill Stewart

Dispatchers--Part Time

Stacia Clement, Melissa LaRoche, Walter Scott, Katie Palmieri

Rene Boccia, Allison Martin, Candace Willhite

GARDNER POLICE DEPARTMENT**ANNUAL REPORT FY 2010-2011****POLICE RECORDS REQUESTS PROCESSED:**

INSURANCE COMPANIES	667
DEPARTMENT OF CHILDREN & FAMILIES	89
CASA, COURT APPOINTED INVESTIGATORS	29
COURT HOUSE	25
DEPARTMENT OF CORRECTIONS	15
MEDICAL EXAMINER	11
DEPARTMENT OF MENTAL HEALTH	6
BRANCHES OF THE MILITARY	9
PAROLE BOARD	69
REGISTRY OF MOTOR VEHICLES	7
SEX OFFENDER REGISTRY BOARD	10
SHERIFFS OFFICE	28
MASS STATE POLICE / CPAC	7
MISCELLANEOUS REQUESTS	4
PUBLIC REQUESTS	511
TOTAL REQUESTS	1487
POLICE DETAIL HOURS BILLED OUT	8587

CONVEYANCE LICENSES ISSUED	1
HACKNEY LICENSES GRANTED	22
BIKE REGISTRATIONS	11
CITATIONS ISSUED	1817
PARKING TICKETS ISSUED	3002
ACCIDENTS	681
CALLS FOR SERVICE	25888
OFFENSES	3204
LICENSE TO CARRY FIREARMS	174
FIREARMS IDENTIFICATION CARDS	22
OVER 70 YEARS OF AGE-RENEWAL OF FID, LTC	8
LICENSE TO SELL AMMUNITION	1
FID RESTRICTED NEW - RESTRICTED CHEMICAL PROPELLANT ONLY	7

CASE ACTIVITY STATISTICS

TOTAL FELONIES	1298
TOTAL CRIME RELATED INCIDENTS	1482
TOTAL NON CRIME RELATED INCIDENTS	1118
TOTAL ARRESTS (ON VIEW)	697
TOTAL ARRESTS (BASED ON INCIDENTS/WARRANTS)	136
TOTAL ARRESTS	842
TOTAL PROTECTIVE CUSTODIES	112
TOTAL JUVENILE ARRESTS	57
TOTAL JUVENILES HANDLED	4
TOTAL JUVENILES REFERRED	52
TOTAL HEARINGS	53
TOTAL SUMMONS	251
TOTAL OPEN WARRANTS	91
TOTAL RESTRAINT ORDERS	297
DOMESTIC VIOLENCE RELATED ARRESTS	138

GARDNER POLICE DEPARTMENT FISCAL 2011 ANNUAL REPORT

MONIES RECEIVED AND TURNED OVER TO CITY TREASURER

Bicycle Registrations	8.25
License to Carry	15,325.00
Firearms Identification	2,475.00
Police/Accident Reports	4,209.90
License Fees-Dealers	200.00
Hackney License Fees	200.00
Cab Registration Fees	35.00
Door to Door Salesmen License Fee	10.00
Hawkers & Peddlers License Fee	950.00
Administrative Fee from Details	22,586.83
Use of Equipment Fee from Details	9,738.00
Revenue Collected from District Court	7,948.50
Revenue Collected from Dog Violations	1,200.00
Revenue Collected from Parking Violations	80,785.10

This past year the Community Police Unit within the Department was extremely active. 2011 began with the department conducting our 11th Citizens Police academy. Ten residents signed up and participated in the 10 week course. They participated in classes covering patrol procedures, drug enforcement, traffic investigations, OUI enforcement, domestic violence response, arrest procedures, community policing activities, in addition to presentations from court and probation personnel. The Community police unit is still also active with several community groups including, GAIT, Gcat, and LUK. Working with these organizations to help educate the public about alcohol and tobacco control, and the consequences from abuse. We are also actively involved with the North Worcester County Domestic Violence High Risk Response Team. The team meets monthly to track high risk offenders of domestic violence, from arrest through the court system, and information is shared with neighboring agencies, so borders and town lines don't interfere with the tracking. Other activities have included three bicycle helmet giveaways to the local youth. An auto etching clinic was also conducted in collaboration with the Governors Auto Theft Strike Force, 29 motor vehicles had the theft deterrent etching applied.

The DARE program in the Gardner School, being headed by Officer John Lawrence, now over 2 decades old, is still an active and integral part of the school system, instructing the elementary school students not only the dangers of drug and alcohol abuse, but also giving them the tools to avoid making destructive decisions, and helping in conflict resolution. The departments Police Explorer post, supervised by Officer Sean Lafrennie, has been a tremendous help, with explorers assisting in a variety of events, including the Walk for Life Relay, the Gardner Birthday Parade, The Auto Etching Clinic, the Experience Gardner Sidewalk sale.



Gardner Police Department
Location/Street Breakdown
FROM: 07/01/2010 THRU: 06/30/2011

<u>Street/Location Name</u>	<u>Fine Total</u>	<u># Tickets</u>
A St	170.00	11
Abbott St	75.00	5
Abbott St	135.00	9
Acadia Rd	15.00	1
Allen St	105.00	7
Ash St	240.00	16
Ashley Dr	60.00	4
Baker St	175.00	10
Baker	120.00	8
Bancroft St	15.00	1
Banner Rd	15.00	1
Barthel Ave	60.00	4
Barthel	150.00	10
Bates Rd	15.00	1
Bear Hill Rd	30.00	2
Bertha Ave	15.00	1
Bickford Hill Rd	30.00	2
Birch St	45.00	3
Blanchard St	15.00	1
Bond St	180.00	12
Branch St	30.00	2
Brook Ln	15.00	1
Brookside Dr	30.00	2
Catherine St	1,485.00	46
Cedar St	120.00	7
Central St	3,800.00	251
Century Way	30.00	2
Chapman Pk.	15.00	1
Chelsea St	160.00	10
Cherry St	145.00	8
Chestnut St	345.00	23
Chestnut	385.00	25
Church St	50.00	3
City Hall Ave	880.00	46
Clark St	20.00	1
Coleman St	45.00	3
Conant St	105.00	7
Connors St	290.00	19
Crawford St	45.00	3
Crescent Rd	15.00	1
Crestwood Dr	45.00	3
Cross St	195.00	13
Cross	120.00	8
Crystal Lake Dr	15.00	1
Cypress St	15.00	1
Dinan Dr	75.00	5
Donna Ave	45.00	3
Douglas Rd	120.00	8
Draper Rd	75.00	5
East Broadway	290.00	7
Eaton St	115.00	6
Edgell St	115.00	7
Elm	80.00	5
Elm St	85.00	5
Emerald St	495.00	33

**Gardner Police Department
Location/Street Breakdown
FROM: 07/01/2010 THRU: 06/30/2011**

<u>Street/Location Name</u>	<u>Fine Total</u>	<u># Tickets</u>
Euclid St	90.00	6
Fairlawn Ave	30.00	2
Fernwood Dr	90.00	6
Fifth St	15.00	1
Ford St	15.00	1
Franklin Ct	50.00	3
Glazier St	15.00	1
Glenwood St	15.00	1
Graham	165.00	10
Graham St	250.00	16
Grant St	285.00	19
Green St	220.00	13
Greenwood St	275.00	19
Greenwood	275.00	17
Guild Rd	15.00	1
Halford St	195.00	13
Harvard St	45.00	3
Hemlock Dr	50.00	3
High St	75.00	4
Highland St	45.00	3
Jay St	30.00	2
Jean St	90.00	6
John St	30.00	2
Jonathan St	45.00	3
Kelton St	95.00	5
Ken Dr	75.00	5
Knowlton St	485.00	31
Laitinen Dr	15.00	1
Lake St	220.00	2
Leamy	210.00	14
Leamy St	225.00	15
Lennon St	60.00	4
Leo Dr	75.00	5
Limerick St	20.00	1
Lincoln St	75.00	5
Logan St	95.00	6
Lovewell St	30.00	2
Lynde St	60.00	4
Main St	6,945.00	463
Manca Dr	615.00	4
Maple St	250.00	15
Marquette St	125.00	9
Matthews St	15.00	1
Meadowbrook Ln	15.00	1
Mechanic St	60.00	4
Mill St	15.00	1
Mission St	45.00	3
Monadnock St	90.00	6
Montvale Rd	30.00	2
Moran St	90.00	6
Myrtle Rd	15.00	1
Nichols St	385.00	24
Norman St	45.00	3
Nutting St	15.00	1
Oak St	380.00	12

<u>Street/Location Name</u>	<u>Fine Total</u>	<u># Tickets</u>
Olde Colonial Dr	15.00	1
Oriole St	315.00	21
Osgood St	165.00	11
Otter River Rd	15.00	1
Park St	555.00	34
Parker St	5,535.00	375
Parker	1,985.00	120
Partridge St	15.00	1
Peabody St	400.00	27
Pearl St	30.00	2
Pearson Bl.	0.00	1
Pelley St	75.00	5
Pine St	480.00	32
Pine	575.00	38
Pinewood Dr	75.00	5
Pleasant St	3,650.00	235
Prospect St	75.00	5
Regan St	200.00	13
Rich St	45.00	3
Richmond St	15.00	1
Robillard St	30.00	2
Ryan St	45.00	3
Sand St	75.00	5
School St	135.00	9
Shawn Ave	45.00	3
Sherman St	495.00	33
South Main St	285.00	19
Spruce St	45.00	3
Stuart St	30.00	2
Summer St	115.00	7
Sunset Rd	45.00	3
Teaberry Ln	15.00	1
Temple St	125.00	8
Timpany Bl.	950.00	7
Union St	540.00	33
Union Sq	80.00	5
Vaughn St	15.00	1
Vernon St	90.00	6
Walnut St	15.00	1
Wasa St	180.00	12
Washington St	440.00	27
Water St	15.00	1
Waterford St	360.00	23
West St	990.00	65
West Broadway	145.00	9
West End Ave	105.00	7
West Lynde St	620.00	42
Westford St	55.00	3
Wickman Dr	60.00	4
Willow St	75.00	5
Winter St	30.00	2
Woodland Ave	135.00	9
Wright St	75.00	3
16 Oriole St	15.00	1
@ 295	15.00	1

Gardner Police Department
Location/Street Breakdown
FROM: 07/01/2010 THRU: 06/30/2011

<u>Street/Location Name</u>	<u>Fine Total</u>	<u># Tickets</u>
@ Parker	20.00	1
A Street	30.00	2
Agway	15.00	1
At Eaton	100.00	5
At Nichols	30.00	2
At Walnut St	15.00	1
At Wright	15.00	1
Baker At Waterford	15.00	1
Birch	15.00	1
Blanchard	15.00	1
Blanchard Street	15.00	1
Brookside Drive	15.00	1
Bullnose Park	15.00	1
Carlson	15.00	1
Catherine	35.00	2
Central	90.00	6
Central Street	90.00	6
Chatham Street	15.00	1
City Hall Ave Lot	15.00	1
Cityhall Ave	15.00	1
Connors	15.00	1
Connors @ Knowlton	20.00	1
Cottage	20.00	1
Crawford Street	15.00	1
Douglas	15.00	1
Dublin St	15.00	1
E Broadway	15.00	1
Eaton	20.00	1
Emerald	75.00	5
Foss Rd	15.00	1
Franklin	15.00	1
Gardner Plaza	50.00	1
Ghs Graduation	80.00	4
Glazier	15.00	1
Glenwood	60.00	4
Grant	35.00	2
Harvard Street	15.00	1
Ken	75.00	5
Knowlton St Lot	60.00	4
Knowlton Street	15.00	1
Lot	755.00	32
Lovewell	15.00	1
Main	260.00	15
Maytag Coin Laundramat	200.00	1
Mechanic	15.00	1
Metcalf	15.00	1
Mun Lot	20.00	1
Nichols	15.00	1
Nichols St Lot	45.00	3
Nutting Street	15.00	1
Olde Colonial Drive	30.00	2
Oriole	15.00	1
Oriole Street	15.00	1
Park	30.00	2
Parker Street	45.00	3

Gardner Police Department
Location/Street Breakdown
FROM: 07/01/2010 THRU: 06/30/2011

<u>Street/Location Name</u>	<u>Fine Total</u>	<u># Tickets</u>
Parking Lot	15.00	1
Peabody	150.00	10
Pearly Lane	30.00	2
Pine @ Cross	20.00	1
Pleasant	155.00	10
S Main	15.00	1
S Main St	30.00	2
S Main Street	15.00	1
Sherman	60.00	4
Sherman Street	15.00	1
South Main	30.00	2
Spruce	15.00	1
Summer @ Chelsea	20.00	1
Sunset	15.00	1
Sweeney Lot	15.00	1
Teaberry	15.00	1
Timpany Plaza	250.00	2
Union	90.00	6
Vernon Street	15.00	1
W. Lynde	15.00	1
Walmart	200.00	1
Washington	120.00	8
Way St	15.00	1
West Lynde	200.00	1
West Lynde Lot	45.00	3
West St Lot	105.00	7
West St. Lot	30.00	2
West Street	15.00	1
Tota	49,995.00	3002

120

TOTALS: CENTRAL ST	0	1	1	2	0	1	0	1	1	2	3	0	12
CHAPEL ST intersecting with:													
PEARL ST	0	1	0	0	0	0	0	0	0	0	0	0	1
TOTALS: CHAPEL ST	0	1	0	0	0	0	0	0	0	0	0	0	1
CHARBONNEAU ST intersecting with:													
BAKER ST	0	0	0	0	0	1	0	0	0	0	0	0	1
TOTALS: CHARBONNEAU ST	0	0	0	0	0	1	0	0	0	0	0	0	1
CHESTNUT intersecting with:													
MAIN ST	0	0	0	1	0	1	0	0	0	0	0	1	3
TOTALS: CHESTNUT	0	0	0	1	0	1	0	0	0	0	0	1	3
CHESTNUT ST intersecting with:													
CENTRAL ST	0	0	0	0	0	0	0	0	0	0	1	0	1
CROSS	0	0	0	0	0	0	0	1	0	0	0	0	1
CROSS ST	0	1	0	0	1	0	0	0	0	0	0	0	2
MAIN ST	0	2	0	0	0	0	1	0	0	0	0	0	3
TOTALS: CHESTNUT ST	0	3	0	0	1	0	1	1	0	0	1	0	7
CITY HALL AVE intersecting with:													
CONNORS ST	0	1	0	0	0	0	0	0	0	0	1	1	3
MAIN ST	0	0	0	1	0	0	0	0	0	0	1	0	2
NICHOLS ST	1	0	0	1	0	0	0	0	0	0	0	0	2
PARKER	1	0	0	0	0	0	0	0	0	0	0	0	1
PLEASANT ST	0	0	0	0	1	0	0	0	0	0	0	1	2
TOTALS: CITY HALL AVE	2	1	0	2	1	0	0	0	0	0	2	2	10
CLARK ST intersecting with:													
OTTER RIVER RD	0	0	2	0	0	0	0	0	0	0	0	0	2
PARK ST	1	0	0	0	0	0	1	0	0	0	0	1	3
RYAN ST	0	0	0	0	0	0	1	0	0	0	0	0	1
TOTALS: CLARK ST	1	0	2	0	0	0	2	0	0	0	0	1	6
COLEMAN ST intersecting with:													
WASA ST	0	0	0	0	1	0	0	0	0	0	0	0	1
WEST ST	0	0	0	1	0	0	0	0	0	0	1	0	2
TOTALS: COLEMAN ST	0	0	0	1	1	0	0	0	0	0	1	0	3
COLONY RD intersecting with:													
ROUTE 140	0	0	0	0	0	0	0	0	0	0	0	1	1
TOTALS: COLONY RD	0	0	0	0	0	0	0	0	0	0	0	1	1
COMEE ST intersecting with:													
PEARL ST	1	0	0	0	0	0	0	0	0	0	0	0	1
TOTALS: COMEE ST	1	0	0	0	0	0	0	0	0	0	0	0	1
CONANT ST intersecting with:													
TIMPANY BL.	0	1	0	0	1	1	0	0	0	0	0	0	3
TOTALS: CONANT ST	0	1	0	0	1	1	0	0	0	0	0	0	3
CONNORS ST intersecting with:													
CITY HALL AVE	0	1	0	0	0	0	0	0	0	0	1	1	3
PARKER	0	0	0	0	0	0	1	0	0	0	0	0	1
PARKER ST	0	1	0	0	0	1	0	0	0	0	0	0	2
TOTALS: CONNORS ST	0	2	0	0	0	1	1	0	0	0	1	1	6
COTTAGE ST intersecting with:													
CENTRAL ST	0	0	0	0	0	0	0	1	0	0	0	0	1
PARK ST	0	0	0	0	0	0	1	0	0	0	0	1	2

TOTALS: COTTAGE ST	0	0	0	0	0	0	1	1	0	0	0	1	3
CRAWFORD ST intersecting with:													
TIMPANY BL.	1	0	1	0	0	1	1	0	0	1	0	0	5
TOTALS: CRAWFORD ST	1	0	1	0	0	1	1	0	0	1	0	0	5
CROSS intersecting with:													
CHESTNUT ST	0	0	0	0	0	0	0	1	0	0	0	0	1
ELM	0	0	0	1	0	0	1	0	0	0	1	0	3
TOTALS: CROSS	0	0	0	1	0	0	1	1	0	0	1	0	4
CROSS ST intersecting with:													
CHESTNUT ST	0	1	0	0	1	0	0	0	0	0	0	0	2
ELM ST	0	1	0	0	0	0	0	0	1	0	0	0	2
TOTALS: CROSS ST	0	2	0	0	1	0	0	0	1	0	0	0	4
CRYSTAL LAKE DR intersecting with:													
PARK ST	1	0	0	0	0	0	0	0	0	0	0	0	1
TOTALS: CRYSTAL LAKE DR	1	0	0	0	0	0	0	0	0	0	0	0	1
DONLAN ST intersecting with:													
MAIN ST	0	0	1	1	0	0	0	0	1	0	0	0	3
TOTALS: DONLAN ST	0	0	1	1	0	0	0	0	1	0	0	0	3
DOUGLAS RD intersecting with:													
FOSS RD	0	0	0	0	0	0	0	0	1	0	0	0	1
TOTALS: DOUGLAS RD	0	0	0	0	0	0	0	0	1	0	0	0	1
DYER ST intersecting with:													
TIMPANY BL.	0	0	0	0	0	0	0	1	0	0	0	0	1
TOTALS: DYER ST	0	0	0	0	0	0	0	1	0	0	0	0	1
EAST BROADWAY intersecting with:													
MINOTT ST	0	1	0	0	0	0	0	1	0	0	0	0	2
WATERVIEW DR	0	0	0	0	0	0	0	0	0	0	1	0	1
TOTALS: EAST BROADWAY	0	1	0	0	0	0	0	1	0	0	1	0	3
EATON ST intersecting with:													
GREEN ST	0	0	1	0	0	0	0	0	0	0	1	0	2
TOTALS: EATON ST	0	0	1	0	0	0	0	0	0	0	1	0	2
ELM intersecting with:													
CROSS	0	0	0	1	0	0	1	0	0	0	1	0	3
FAIRLAWN AVE	0	0	0	1	0	0	0	0	0	1	0	0	2
HOWE ST	1	0	0	0	0	0	0	0	0	0	0	0	1
TEMPLE ST	1	0	0	0	0	0	0	0	1	0	0	0	2
TOTALS: ELM	2	0	0	2	0	0	1	0	1	1	1	0	8
ELM ST intersecting with:													
BOND ST	0	1	0	0	0	0	0	0	0	0	0	0	1
CROSS ST	0	1	0	0	0	0	0	0	1	0	0	0	2
HOWE ST	0	0	0	1	0	0	0	0	0	0	0	0	1
PEARSON BL.	0	0	0	0	0	0	0	0	1	0	0	1	2
TEMPLE ST	0	0	0	1	0	0	0	0	0	0	0	0	1
TOTALS: ELM ST	0	2	0	2	0	0	0	0	2	0	0	1	7
EMERALD ST intersecting with:													
MAIN ST	0	0	0	0	0	0	0	0	1	1	0	0	2
TOTALS: EMERALD ST	0	0	0	0	0	0	0	0	1	1	0	0	2

FAIRLAWN AVE intersecting with:													
ELM	0	0	0	1	0	0	0	0	0	1	0	0	2
TOTALS: FAIRLAWN AVE	0	0	0	1	0	0	0	0	0	1	0	0	2
FAVOR ST intersecting with:													
PEABODY ST	0	0	0	0	0	1	0	0	0	0	0	0	1
TOTALS: FAVOR ST	0	0	0	0	0	1	0	0	0	0	0	0	1
FIELDSTONE DR intersecting with:													
LEO DR	0	1	0	0	0	0	0	0	0	0	0	0	1
TOTALS: FIELDSTONE DR	0	1	0	0	0	0	0	0	0	0	0	0	1
FOSS RD intersecting with:													
DOUGLAS RD	0	0	0	0	0	0	0	0	1	0	0	0	1
WEST ST	1	0	0	0	0	0	0	0	0	0	0	0	1
TOTALS: FOSS RD	1	0	0	0	0	0	0	0	1	0	0	0	2
FOSTER CT intersecting with:													
BETTY SPRING RD	0	2	0	0	0	0	0	0	0	0	0	0	2
TOTALS: FOSTER CT	0	2	0	0	0	0	0	0	0	0	0	0	2
FREDETTE ST intersecting with:													
PARKER ST	0	1	0	0	0	0	0	0	0	0	0	0	1
TOTALS: FREDETTE ST	0	1	0	0	0	0	0	0	0	0	0	0	1
GLENWOOD ST intersecting with:													
KENDALL ST	0	0	0	0	0	0	0	0	1	0	0	0	1
TOTALS: GLENWOOD ST	0	0	0	0	0	0	0	0	1	0	0	0	1
GRAHAM ST intersecting with:													
PARK ST	0	0	0	0	0	0	0	0	0	0	1	0	1
PARKER ST	0	0	0	0	0	0	0	0	0	0	1	0	1
TOTALS: GRAHAM ST	0	0	0	0	0	0	0	0	0	0	2	0	2
GREEN ST intersecting with:													
EATON ST	0	0	1	0	0	0	0	0	0	0	1	0	2
MATTHEWS ST	0	0	0	0	0	0	0	0	0	0	0	1	1
PEARL ST	0	0	0	0	0	0	0	0	0	1	0	0	1
ROUTE 140	0	0	0	0	1	0	0	0	0	0	1	0	2
WOODLAND AVE	0	0	0	0	0	0	0	1	0	0	0	0	1
TOTALS: GREEN ST	0	0	1	0	1	0	0	1	0	1	2	1	7
GREENWOOD ST intersecting with:													
BAKER ST	0	0	0	0	0	0	0	0	0	0	0	1	1
PARKER ST	0	0	0	1	0	0	0	0	0	0	0	0	1
TOTALS: GREENWOOD ST	0	0	0	1	0	0	0	0	0	0	0	1	2
HEYWOOD ST intersecting with:													
WOODLAND AVE	0	0	0	0	1	0	0	0	0	0	0	0	1
TOTALS: HEYWOOD ST	0	0	0	0	1	0	0	0	0	0	0	0	1
HOWE ST intersecting with:													
ELM	1	0	0	0	0	0	0	0	0	0	0	0	1
ELM ST	0	0	0	1	0	0	0	0	0	0	0	0	1
TOTALS: HOWE ST	1	0	0	1	0	0	0	0	0	0	0	0	2
JEAN ST intersecting with:													
PARKER ST	0	0	0	1	0	0	0	0	0	0	0	0	1
WEST ST	1	0	0	0	0	0	0	0	1	0	0	0	2

TOTALS: JEAN ST	1	0	0	1	0	0	0	0	1	0	0	0	3
KENDALL ST intersecting with:													
GLENWOOD ST	0	0	0	0	0	0	0	0	1	0	0	0	1
TOTALS: KENDALL ST	0	0	0	0	0	0	0	0	1	0	0	0	1
KRAFT ST intersecting with:													
SOUTH MAIN ST	0	0	0	0	0	0	0	0	0	0	1	0	1
TOTALS: KRAFT ST	0	0	0	0	0	0	0	0	0	0	1	0	1
LEAMY intersecting with:													
SECOND ST	0	0	0	0	0	1	0	0	0	0	0	0	1
TOTALS: LEAMY	0	0	0	0	0	1	0	0	0	0	0	0	1
LEAMY ST intersecting with:													
BAKER ST	0	0	0	0	1	0	0	0	0	0	0	0	1
TOTALS: LEAMY ST	0	0	0	0	1	0	0	0	0	0	0	0	1
LEO DR intersecting with:													
FIELDSTONE DR	0	1	0	0	0	0	0	0	0	0	0	0	1
TOTALS: LEO DR	0	1	0	0	0	0	0	0	0	0	0	0	1
LOGAN ST intersecting with:													
SHERMAN ST	1	0	0	0	0	0	0	0	0	0	0	0	1
TOTALS: LOGAN ST	1	0	0	0	0	0	0	0	0	0	0	0	1
MAIN ST intersecting with:													
CENTRAL ST	0	0	0	0	0	0	0	0	0	1	0	0	1
CHESTNUT	0	0	0	1	0	1	0	0	0	0	0	1	3
CHESTNUT ST	0	2	0	0	0	0	1	0	0	0	0	0	3
CITY HALL AVE	0	0	0	1	0	0	0	0	0	0	1	0	2
DONLAN ST	0	0	1	1	0	0	0	0	1	0	0	0	3
EMERALD ST	0	0	0	0	0	0	0	0	1	1	0	0	2
PARKER	0	0	0	0	0	0	0	0	1	0	0	0	1
PARKER ST	0	0	0	1	0	0	0	0	0	0	1	0	2
PINE ST	0	1	0	0	0	0	0	0	0	0	0	0	1
TIMPANY BL.	0	0	0	0	0	0	0	0	1	0	2	3	
WEST LYNDE ST	0	0	0	0	1	0	0	0	0	0	0	0	1
WILLOW ST	2	1	0	1	0	1	0	1	0	0	0	0	6
TOTALS: MAIN ST	2	4	1	5	1	2	1	1	3	3	2	3	28
MANCA DR intersecting with:													
WEST BROADWAY	1	0	0	0	1	0	0	0	0	0	0	0	2
TOTALS: MANCA DR	1	0	0	0	1	0	0	0	0	0	0	0	2
MAPLE ST intersecting with:													
CENTRAL ST	0	0	0	0	0	0	0	0	1	1	0	0	2
TOTALS: MAPLE ST	0	0	0	0	0	0	0	0	1	1	0	0	2
MARQUETTE ST intersecting with:													
PARKER ST	0	1	0	0	1	0	0	0	0	0	0	0	2
TOTALS: MARQUETTE ST	0	1	0	0	1	0	0	0	0	0	0	0	2
MATTHEWS ST intersecting with:													
BOULDER DR	0	0	0	0	0	0	0	1	0	0	0	0	1
GREEN ST	0	0	0	0	0	0	0	0	0	0	0	1	1
ROUTE 140	0	0	0	0	0	0	1	0	0	1	0	0	2
RT 140	0	0	0	0	0	0	0	0	0	0	1	0	1
TOTALS: MATTHEWS ST	0	0	0	0	0	0	1	1	0	1	1	1	5

MILL ST intersecting with:													
WEST BROADWAY	0	0	0	0	0	0	0	0	0	0	1	0	1
TOTALS: MILL ST	0	0	0	0	0	0	0	0	0	0	1	0	1
MINOTT ST intersecting with:													
EAST BROADWAY	0	1	0	0	0	0	0	1	0	0	0	0	2
TOTALS: MINOTT ST	0	1	0	0	0	0	0	1	0	0	0	0	2
MISSION ST intersecting with:													
WEST ST	0	0	0	0	0	1	0	0	0	0	0	0	1
TOTALS: MISSION ST	0	0	0	0	0	1	0	0	0	0	0	0	1
MONADNOCK ST intersecting with:													
WEST ST	0	0	0	0	0	0	1	0	0	0	0	0	1
TOTALS: MONADNOCK ST	0	0	0	0	0	0	1	0	0	0	0	0	1
NICHOLS ST intersecting with:													
CITY HALL AVE	1	0	0	1	0	0	0	0	0	0	0	0	2
PARKER	0	0	0	0	0	0	0	0	0	1	0	0	1
PARKER ST	0	0	0	0	0	0	0	1	0	0	0	1	2
TOTALS: NICHOLS ST	1	0	0	1	0	0	0	1	0	1	0	1	5
OAK ST intersecting with:													
PARK ST	0	0	0	0	0	0	0	1	0	0	0	0	1
PARKER ST	1	0	0	0	0	0	0	0	0	0	0	0	1
WAY ST	0	0	0	0	0	0	0	1	0	0	0	0	1
WEST ST	0	0	0	0	0	1	0	0	0	0	0	0	1
TOTALS: OAK ST	1	0	0	0	0	1	0	2	0	0	0	0	4
OLNEY ST intersecting with:													
PEARSON BL.	0	0	1	0	0	0	0	0	0	0	0	0	1
TOTALS: OLNEY ST	0	0	1	0	0	0	0	0	0	0	0	0	1
OTTER RIVER RD intersecting with:													
CLARK ST	0	0	2	0	0	0	0	0	0	0	0	0	2
TOTALS: OTTER RIVER RD	0	0	2	0	0	0	0	0	0	0	0	0	2
PARK ST intersecting with:													
BANCROFT ST	0	0	0	0	0	0	0	1	0	0	0	0	1
CENTRAL ST	0	0	1	0	0	0	0	0	0	0	0	0	1
CLARK ST	1	0	0	0	0	0	1	0	0	0	0	1	3
COTTAGE ST	0	0	0	0	0	0	1	0	0	0	0	1	2
CRYSTAL LAKE DR	1	0	0	0	0	0	0	0	0	0	0	0	1
GRAHAM ST	0	0	0	0	0	0	0	0	0	0	1	0	1
OAK ST	0	0	0	0	0	0	0	1	0	0	0	0	1
TOTALS: PARK ST	2	0	1	0	0	0	2	2	0	0	1	2	10
PARKER intersecting with:													
CITY HALL AVE	1	0	0	0	0	0	0	0	0	0	0	0	1
CONNORS ST	0	0	0	0	0	0	1	0	0	0	0	0	1
MAIN ST	0	0	0	0	0	0	0	0	1	0	0	0	1
NICHOLS ST	0	0	0	0	0	0	0	0	0	1	0	0	1
TOTALS: PARKER	1	0	0	0	0	0	1	0	1	1	0	0	4
PARKER ST intersecting with:													
CENTRAL ST	0	0	0	0	0	0	0	0	0	0	1	0	1
CONNORS ST	0	1	0	0	0	1	0	0	0	0	0	0	2
FREDETTE ST	0	1	0	0	0	0	0	0	0	0	0	0	1
GRAHAM ST	0	0	0	0	0	0	0	0	0	0	1	0	1
GREENWOOD ST	0	0	0	1	0	0	0	0	0	0	0	0	1
JEAN ST	0	0	0	1	0	0	0	0	0	0	0	0	1
MAIN ST	0	0	0	1	0	0	0	0	0	0	1	0	2

MARQUETTE ST	0	1	0	0	1	0	0	0	0	0	0	0	2
NICHOLS ST	0	0	0	0	0	0	0	1	0	0	0	1	2
OAK ST	1	0	0	0	0	0	0	0	0	0	0	0	1
TOTALS: PARKER ST	1	3	0	3	1	1	0	1	0	0	3	1	14
PEABODY ST intersecting with:													
FAVOR ST	0	0	0	0	0	1	0	0	0	0	0	0	1
TOTALS: PEABODY ST	0	0	0	0	0	1	0	0	0	0	0	0	1
PEARL ST intersecting with:													
BLANCHARD ST	0	0	0	0	0	0	0	0	0	1	0	0	1
CATHERINE ST	0	0	0	0	1	0	0	0	0	0	1	0	2
CENTRAL ST	0	0	0	1	0	0	0	0	0	0	0	0	1
CHAPEL ST	0	1	0	0	0	0	0	0	0	0	0	0	1
COMEE ST	1	0	0	0	0	0	0	0	0	0	0	0	1
GREEN ST	0	0	0	0	0	0	0	0	0	1	0	0	1
RESEVOIR ST	0	0	0	0	1	0	0	0	0	0	0	0	1
RIDGEWOOD LN	0	0	0	0	0	0	0	0	0	0	0	1	1
TOTALS: PEARL ST	1	1	0	1	2	0	0	0	0	2	1	1	9
PEARSON BL. intersecting with:													
ELM ST	0	0	0	0	0	0	0	0	1	0	0	1	2
OLNEY ST	0	0	1	0	0	0	0	0	0	0	0	0	1
VICTORIA ST	0	0	0	0	0	0	0	1	0	0	0	0	1
TOTALS: PEARSON BL.	0	0	1	0	0	0	0	1	1	0	0	1	4
PINE ST intersecting with:													
CENTRAL ST	0	0	0	0	0	1	0	0	0	0	0	0	1
MAIN ST	0	1	0	0	0	0	0	0	0	0	0	0	1
TOTALS: PINE ST	0	1	0	0	0	1	0	0	0	0	0	0	2
PLEASANT ST intersecting with:													
BAKER ST	1	0	0	0	0	0	0	0	0	0	0	0	1
CITY HALL AVE	0	0	0	0	1	0	0	0	0	0	0	1	2
WEST BROADWAY	0	0	0	0	0	0	1	0	0	0	0	0	1
TOTALS: PLEASANT ST	1	0	0	0	1	0	1	0	0	0	0	1	4
REGAN ST intersecting with:													
BAKER ST	0	0	0	0	1	0	0	0	0	0	0	0	1
TOTALS: REGAN ST	0	0	0	0	1	0	0	0	0	0	0	0	1
RESEVOIR ST intersecting with:													
PEARL ST	0	0	0	0	1	0	0	0	0	0	0	0	1
TOTALS: RESEVOIR ST	0	0	0	0	1	0	0	0	0	0	0	0	1
RIDGEWOOD LN intersecting with:													
PEARL ST	0	0	0	0	0	0	0	0	0	0	0	1	1
TOTALS: RIDGEWOOD LN	0	0	0	0	0	0	0	0	0	0	0	1	1
ROUTE 101 intersecting with:													
ROUTE 140	0	1	0	0	0	0	0	2	0	0	1	0	4
TOTALS: ROUTE 101	0	1	0	0	0	0	0	2	0	0	1	0	4
ROUTE 140 intersecting with:													
COLONY RD	0	0	0	0	0	0	0	0	0	0	0	1	1
GREEN ST	0	0	0	0	1	0	0	0	0	0	1	0	2
MATTHEWS ST	0	0	0	0	0	0	1	0	0	1	0	0	2
ROUTE 101	0	1	0	0	0	0	0	2	0	0	1	0	4
SMITH ST	1	0	0	0	0	0	0	0	0	0	0	0	1
TOTALS: ROUTE 140	1	1	0	0	1	0	1	2	0	1	2	1	10

128

COLEMAN ST	0	0	0	1	0	0	0	0	0	0	1	0	2
FOSS RD	1	0	0	0	0	0	0	0	0	0	0	0	1
JEAN ST	1	0	0	0	0	0	0	0	1	0	0	0	2
MISSION ST	0	0	0	0	0	1	0	0	0	0	0	0	1
MONADNOCK ST	0	0	0	0	0	0	1	0	0	0	0	0	1
OAK ST	0	0	0	0	0	1	0	0	0	0	0	0	1
RYAN ST	0	1	0	0	0	0	0	0	0	0	1	0	2
SAND ST	1	0	0	0	0	0	0	0	0	0	0	0	1
TOTALS: WEST ST	3	1	1	1	0	2	1	0	1	0	2	0	12
WILLIS RD intersecting with:													
BETTY SPRING RD	1	0	0	0	0	0	0	0	0	0	0	0	1
TOTALS: WILLIS RD	1	0	0	0	0	0	0	0	0	0	0	0	1
WILLOW ST intersecting with:													
MAIN ST	2	1	0	1	0	1	0	1	0	0	0	0	6
TOTALS: WILLOW ST	2	1	0	1	0	1	0	1	0	0	0	0	6
WINSLOW ST intersecting with:													
ALLEN ST	0	0	0	0	1	0	0	0	0	0	0	0	1
TOTALS: WINSLOW ST	0	0	0	0	1	0	0	0	0	0	0	0	1
WINTER ST intersecting with:													
WEST BROADWAY	1	0	0	0	0	0	0	0	0	0	0	0	1
TOTALS: WINTER ST	1	0	0	0	0	0	0	0	0	0	0	0	1
WOODLAND AVE intersecting with:													
CENTRAL ST	0	0	0	1	0	0	0	0	0	0	0	0	1
GREEN ST	0	0	0	0	0	0	0	1	0	0	0	0	1
HEYWOOD ST	0	0	0	0	1	0	0	0	0	0	0	0	1
TOTALS: WOODLAND AVE	0	0	0	1	1	0	0	1	0	0	0	0	3
GRAND TOTALS:	22	24	8	18	14	13	15	20	11	11	20	15	191



Accident Breakdown

<u>Street / Location Names</u>	<u>INJURIES</u>	<u>FATALITIES</u>	<u>OUI</u>	<u>INVLD.</u>	<u>PEDESTRIAN</u>	<u>BICYCLISTS</u>	<u># OF ACC.</u>
ACADIA RD	0	0		0	0	0	2
ALLEN ST	1	0		0	0	0	1
BAKER ST	1	0		0	0	0	7
BARTHEL	1	0		0	0	0	1
BETTY SPRING RD	0	0		1	0	0	14
BOULDER DR	0	0		0	0	0	1
BRIDGE ST	0	0		0	0	0	1
CATHERINE ST	0	0		0	0	0	4
CENTER ST	0	0		0	0	0	1
CENTRAL ST	2	0		0	0	0	20
CHAPEL ST	0	0		0	0	0	1
CHELSEA ST	0	0		0	0	0	1
CHERRY ST	0	0		0	0	0	2
CHESTNUT	1	0		0	0	0	7
CHESTNUT ST	2	0		1	0	0	11
CHURCH ST	0	0		0	0	0	1
CITY HALL AVE	0	0		0	0	0	14
CLARK CT	0	0		0	0	0	1
CLARK ST	4	0		0	0	0	8
COLEMAN ST	1	0		0	0	0	1
COLONY RD	0	0		0	0	0	1
CONANT ST	0	0		0	0	0	1
CONNORS ST	1	0		0	0	0	6
COTTAGE ST	0	0		0	0	0	2
CRAWFORD ST	1	0		0	0	0	2
CROSS	0	0		0	0	0	1
CROSS ST	0	0		0	0	0	2
DERBY DR	0	0		0	0	0	1
DONLAN ST	0	0		0	0	0	3
DYER ST	0	0		0	0	0	1
EAST BROADWAY	2	0		0	0	0	9
EASTWOOD CR.	0	0		0	0	0	1
EATON ST	0	0		0	0	0	5
ELM	7	1		0	1	0	16
ELM ST	0	0		0	0	0	5
EMERALD ST	0	0		0	0	0	1
FAVOR ST	0	0		0	0	0	1
FOSS RD	0	0		0	0	0	1
FOSTER CT	0	0		0	0	0	1
FREDETTE ST	0	0		0	0	0	2
GLENWOOD ST	0	0		0	0	0	1
GRAHAM	0	0		0	0	0	2
GRAHAM ST	0	0		0	0	0	2
GREEN ST	8	0		0	0	0	34
GREEN ST EXT	0	0		0	0	0	1
GREENWOOD	0	0		0	0	0	2
GREENWOOD ST	0	0		0	0	0	5
GUILD RD	0	0		0	0	0	1
HALFORD ST	0	0		0	0	0	1
HARVARD ST	0	0		0	0	0	1
HEMLOCK DR	0	0		0	0	0	2
HEYWOOD ST	0	0		0	0	0	1
HIGH ST	0	0		0	0	0	1
HOLLY DR	0	0		0	0	0	1
HOSPITAL HILL RD	0	0		0	0	0	1
HOWE ST	0	0		0	0	0	2
JAY ST	0	0		0	0	0	1
KENDALL POND WEST	0	0		0	0	0	2
KEYES RD	0	0		0	0	0	1
KNOWLTON ST	0	0		0	0	0	2
KRAFT ST	1	0		0	0	0	1
LAKE ST	0	0		0	0	0	1
LEAMY	0	0		0	0	0	1
LEAMY ST	0	0		0	0	0	1
LEO DR	0	0		0	0	0	1
LOGAN ST	1	0		0	0	0	1
LYNDE ST	0	0		0	0	0	3

130

MAIN ST	4	0	0	1	0	40
MANCA DR	0	0	0	0	0	2
MARQUETTE ST	0	0	0	0	0	1
MATTHEWS ST	2	0	0	0	0	1
MCDONALD'S PARKING LOT	0	0	0	0	0	1
MEADOWBROOK LN	0	0	0	0	0	1
MECHANIC ST	0	0	0	0	0	2
MILL ST	0	0	0	0	0	1
MINOTT ST	0	0	0	0	0	1
NICHOLS ST	0	0	0	0	0	1
OAK ST	1	0	0	1	0	6
OSGOOD ST	0	0	0	0	0	1
OTTER RIVER RD	0	0	0	0	0	1
PARK ST	2	1	0	0	0	14
PARKER	3	0	0	0	0	7
PARKER ST	2	0	0	0	0	22
PARTRIDGE ST	0	0	0	0	0	1
PEABODY ST	0	0	0	0	0	1
PEARL ST	5	0	0	0	0	18
PEARSON BL.	7	0	0	0	0	43
PINE	0	0	0	0	0	8
PINE ST	0	0	0	0	0	3
PLEASANT ST	1	0	0	0	0	8
RAYMOND ST	0	0	0	0	0	2
REGAN ST	0	0	0	0	0	3
RIDGEWOOD LN	0	0	0	0	0	2
ROBILLARD ST	0	0	0	0	0	1
ROUTE 101	3	0	0	0	0	1
ROUTE 140	11	0	1	0	0	24
ROUTE 2	0	0	0	0	0	2
ROUTE 68	1	0	1	0	1	6
RT 140	2	0	0	0	0	2
RT 2 EB EX. 22 OFF RAMP	2	0	0	0	0	1
RTE. 2 WB OFF RAMP	0	0	0	0	0	1
SAND ST	0	0	0	0	0	1
SAUNDERS ST	0	0	0	0	0	2
SCHOOL ST	0	0	0	0	0	3
SMITH ST	0	0	0	0	0	3
SOUTH MAIN ST	0	0	0	0	0	5
SUFFOLK LN	0	0	0	0	0	1
SYLVAN RD	0	0	0	0	0	1
TEMPLE ST	4	0	0	0	0	5
TIMPANY BL.	24	0	0	2	0	118
TIMPANY PLZ	1	0	0	0	0	1
TIMPANY ROTARY	0	0	0	0	0	1
TRAVERS ST	0	0	0	0	0	1
UNION SQ	0	0	0	0	0	1
UNION ST	0	0	0	0	0	2
VETERANS DR	0	0	0	0	0	1
WAL MART	0	0	0	0	0	1
WASA ST	2	0	1	0	0	1
WATERFORD ST	1	0	0	0	1	3
WEST BROADWAY	3	0	0	0	0	20
WEST LYNDE ST	0	0	0	0	0	4
WEST ST	13	0	0	0	1	33
WILKINS RD	3	0	0	0	0	1
WILLOW ST	1	0	0	2	0	2
WINTER ST	0	0	0	0	0	1
WOODLAND AVE	0	0	0	0	0	6
TOTALS	132	2	5	7	3	681

Location/Street Breakdown
From: 07/01/2010 Thru: 06/30/2011

131

<u>Street / Location Name</u>	<u>Fine Total</u>	<u># Offenses</u>
999 ABBOTT ST > GARDNER, MA	0.00	4
*Street Total - ABBOTT ST > GARDNER, MA	0.00	4
BAKER > GARDNER, MA	0.00	3
GREENWOOD ST - BAKER > GARDNER, MA	0.00	1
*Street Total - BAKER > GARDNER, MA	0.00	4
31 BAKER ST > GARDNER, MA	235.00	3
REGAN STREET - BAKER ST > GARDNER, MA	0.00	1
*Street Total - BAKER ST > GARDNER, MA	235.00	4
1 BEECH ST > GARDNER, MA	0.00	1
BEECH ST > GARDNER, MA	0.00	1
*Street Total - BEECH ST > GARDNER, MA	0.00	2
1 BERTHA AVE > GARDNER, MA	150.00	4
*Street Total - BERTHA AVE > GARDNER, MA	150.00	4
1 BETTY SPRING RD > GARDNER, MA	400.00	3
175 BETTY SPRING RD > GARDNER, MA	150.00	1
225 BETTY SPRING RD > GARDNER, MA	0.00	2
282 BETTY SPRING RD > GARDNER, MA	0.00	1
320 BETTY SPRING RD > GARDNER, MA	150.00	4
BETTY SPRING RD > GARDNER, MA	300.00	7
*Street Total - BETTY SPRING RD > GARDNER, MA	1000.00	18
BLANCHARD ST > GARDNER, MA	0.00	3
*Street Total - BLANCHARD ST > GARDNER, MA	0.00	3
31 BOND ST > GARDNER, MA	0.00	1
999 BOND ST > GARDNER, MA	290.00	2
BOND ST > GARDNER, MA	0.00	1
*Street Total - BOND ST > GARDNER, MA	290.00	4
GARDNER HIGH SCHOOL - 200 CATHERINE ST > GARDNER, MA	0.00	1
*Street Total - CATHERINE ST > GARDNER, MA	0.00	1
1 CEDAR ST > GARDNER, MA	210.00	2
44 CEDAR ST > GARDNER, MA	0.00	3
*Street Total - CEDAR ST > GARDNER, MA	210.00	5
194 CENTRAL ST. - 194 CENTRAL ST 319 > GARDNER, MA	0.00	4
*Street Total - CENTRAL ST 319 > GARDNER, MA	0.00	4
10 SB AT COTTAGE - CENTRAL ST > GARDNER, MA	0.00	1
101 NB - CENTRAL ST > GARDNER, MA	0.00	1
101 NB AT PINE - CENTRAL ST > GARDNER, MA	0.00	1
101 SB AT WAKEFIELD BLD - CENTRAL ST > GARDNER, MA	0.00	1
106 CENTRAL ST > GARDNER, MA	100.00	1
123 CENTRAL ST > GARDNER, MA	340.00	10
154 CENTRAL ST > GARDNER, MA	0.00	9
175 CENTRAL ST > GARDNER, MA	535.00	13
222 CENTRAL ST > GARDNER, MA	1010.00	35
23 CENTRAL ST > GARDNER, MA	0.00	3
275 CENTRAL ST > GARDNER, MA	0.00	4
309 CENTRAL ST > GARDNER, MA	25.00	5
32 CENTRAL ST > GARDNER, MA	490.00	11
52 CENTRAL ST > GARDNER, MA	0.00	1
74 CENTRAL ST > GARDNER, MA	175.00	2
79 CENTRAL ST > GARDNER, MA	0.00	2
80 CENTRAL ST > GARDNER, MA	250.00	21
@ ROTARY - CENTRAL ST > GARDNER, MA	0.00	1
@ WAKEFIELD BUILDING - CENTRAL ST > GARDNER, MA	25.00	1
AT WAKEFIELD BUILDING - 123 CENTRAL ST > GARDNER, MA	0.00	1
CENTRAL AT SCHOOL ST - 222 CENTRAL ST > GARDNER, MA	200.00	1
CENTRAL ST / 101 NB AT PINE ST. - CENTRAL ST > GARDNER, MA	0.00	1
CENTRAL ST > GARDNER, MA	4265.00	116
CENTRAL ST @ 101 NB - CENTRAL ST > GARDNER, MA	25.00	1

CENTRAL ST SB1301 AT COTTAGE ST. - CENTRAL ST > GARDNER, MA	200.00	1
CHARACTERS - 246 CENTRAL ST > GARDNER, MA	200.00	3
COMMUNITY DEVELOPMENT CENTER - 246 CENTRAL ST > GARDNER, MA	0.00	2
GARDNER NEWS - 309 CENTRAL ST > GARDNER, MA	25.00	4
GARDNER TRAVEL AGENCY - 287 CENTRAL ST > GARDNER, MA	135.00	2
HEYWOOD WAKEFIELD PLACE - 206 CENTRAL ST > GARDNER, MA	0.00	2
HIGHER GROUND MINISTRIES - 186 CENTRAL ST > GARDNER, MA	100.00	2
LAMOUREAUX-FLETCHER FUNERAL HOME - 105 CENTRAL ST > GARDNER, M	0.00	2
PARKER @ PLEASANT - CENTRAL ST > GARDNER, MA	0.00	1
ROTARY - CENTRAL ST > GARDNER, MA	170.00	5
S/B 101 - CENTRAL ST > GARDNER, MA	25.00	1
S/B 101 NEAR PINE ST - CENTRAL ST > GARDNER, MA	0.00	1
SACRED HEART SCHOOL - CENTRAL ST > GARDNER, MA	0.00	2
SB - CENTRAL ST > GARDNER, MA	250.00	6
SB AT COTTAGE - CENTRAL ST > GARDNER, MA	0.00	1
SHORT STOP - CENTRAL ST > GARDNER, MA	0.00	2
WOODLAND AT CENTRAL ST - 79 CENTRAL ST > GARDNER, MA	0.00	1
*Street Total - CENTRAL ST > GARDNER, MA	8545.00	281
CENTRAL ST \ > GARDNER, MA	0.00	1
*Street Total - CENTRAL ST \ > GARDNER, MA	0.00	1
CHARBONNEAU ST 1L > GARDNER, MA	0.00	3
*Street Total - CHARBONNEAU ST 1L > GARDNER, MA	0.00	3
345 CHESTNUT > GARDNER, MA	35.00	1
389 CHESTNUT > GARDNER, MA	0.00	1
395 CHESTNUT > GARDNER, MA	0.00	1
AT CROSS - CHESTNUT > GARDNER, MA	0.00	1
C A P - CHESTNUT > GARDNER, MA	0.00	1
CHESTNUT > GARDNER, MA	1150.00	28
JUMPIN JUICE & JAVA - 486 CHESTNUT > GARDNER, MA	0.00	2
JUST ABOVE MAIN ST - CHESTNUT > GARDNER, MA	0.00	1
NEAR JADE - CHESTNUT > GARDNER, MA	50.00	1
*Street Total - CHESTNUT > GARDNER, MA	1235.00	37
135 CHESTNUT ST > GARDNER, MA	35.00	2
32 CHESTNUT ST > GARDNER, MA	0.00	4
329 CHESTNUT ST > GARDNER, MA	250.00	1
477 CHESTNUT ST > GARDNER, MA	0.00	1
53 CHESTNUT ST > GARDNER, MA	0.00	1
73 CHESTNUT ST > GARDNER, MA	100.00	1
CHESTNUT ST - 477 CHESTNUT ST > GARDNER, MA	0.00	1
CHESTNUT ST > GARDNER, MA	350.00	10
*Street Total - CHESTNUT ST > GARDNER, MA	735.00	21
1 CITY HALL AVE > GARDNER, MA	150.00	4
15 CITY HALL AVE > GARDNER, MA	185.00	4
19 CITY HALL AVE > GARDNER, MA	0.00	2
31 CITY HALL AVE > GARDNER, MA	100.00	2
41 CITY HALL AVE > GARDNER, MA	0.00	1
999 CITY HALL AVE > GARDNER, MA	200.00	5
CITY HALL AVE > GARDNER, MA	35.00	3
COLONIAL CO-OP BANK - 6 CITY HALL AVE > GARDNER, MA	100.00	1
CUMBERLAND FARMS - 76 CITY HALL AVE > GARDNER, MA	0.00	5
FRATERNAL ORDER OF EAGLES - 71 CITY HALL AVE > GARDNER, MA	0.00	1
GARDNER FIRE DEPT CITY HA - 70 CITY HALL AVE > GARDNER, MA	100.00	4
GRAHAM @ PARKER - 31 CITY HALL AVE > GARDNER, MA	100.00	2
PARKER ST @ MAIN ST - 1 CITY HALL AVE > GARDNER, MA	0.00	1
POLICE DEPARTMENT - 31 CITY HALL AVE > GARDNER, MA	100.00	5
SWEENEY PARK - 15 CITY HALL AVE > GARDNER, MA	0.00	1
*Street Total - CITY HALL AVE > GARDNER, MA	1070.00	41
1 CLARK ST > GARDNER, MA	0.00	6
188 CLARK ST > GARDNER, MA	100.00	2
240 CLARK ST > GARDNER, MA	0.00	2
55 CLARK ST > GARDNER, MA	0.00	1
800 CLARK ST > GARDNER, MA	0.00	6
CLARK ST > GARDNER, MA	510.00	5
*Street Total - CLARK ST > GARDNER, MA	610.00	22
24 CONANT ST > GARDNER, MA	20.00	1
*Street Total - CONANT ST > GARDNER, MA	20.00	1

133

1 CONNORS ST > GARDNER, MA	100.00	2
CONNORS ST > GARDNER, MA	200.00	8
GARDNER COMMUNITY HEALTH CENTER - 175 CONNORS ST > GARDNER, MA	0.00	1
*Street Total - CONNORS ST > GARDNER, MA	300.00	11
1 CONNORS ST ` > GARDNER, MA	155.00	3
*Street Total - CONNORS ST ` > GARDNER, MA	155.00	3
999 COTTAGE ST > GARDNER, MA	0.00	3
CENTRAL AT SOUTH BOUND - COTTAGE ST > GARDNER, MA	35.00	1
COTTAGE ST > GARDNER, MA	25.00	3
*Street Total - COTTAGE ST > GARDNER, MA	60.00	7
BURGER KING - 9 CRAWFORD ST > GARDNER, MA	0.00	1
CRAWFORD ST > GARDNER, MA	135.00	3
*Street Total - CRAWFORD ST > GARDNER, MA	135.00	4
CROSS > GARDNER, MA	0.00	2
OLD SIMPLEX BUILDING - CROSS > GARDNER, MA	0.00	1
*Street Total - CROSS > GARDNER, MA	0.00	3
999 CROSS ST > GARDNER, MA	100.00	1
AND ELM ST - CROSS ST > GARDNER, MA	0.00	1
CROSS ST > GARDNER, MA	0.00	1
SIMPLEX BUILDING - CROSS ST > GARDNER, MA	0.00	3
*Street Total - CROSS ST > GARDNER, MA	100.00	6
SPEEDEE OIL CHANGE - 15 DONLAN ST > GARDNER, MA	0.00	1
*Street Total - DONLAN ST > GARDNER, MA	0.00	1
MIDAS MUFFLER - 18 DYER ST > GARDNER, MA	0.00	2
*Street Total - DYER ST > GARDNER, MA	0.00	2
52 EAST BROADWAY > GARDNER, MA	100.00	1
EAST BROADWAY > GARDNER, MA	0.00	4
SOUTH GARDNER CENTER - EAST BROADWAY > GARDNER, MA	25.00	3
SOUTH GARDNER HOTEL - 8 EAST BROADWAY > GARDNER, MA	0.00	1
*Street Total - EAST BROADWAY > GARDNER, MA	125.00	9
481 EATON ST > GARDNER, MA	25.00	2
501 EATON ST > GARDNER, MA	25.00	2
EATON ST > GARDNER, MA	430.00	10
GARDNER MUNICIPAL GOLF COURSE - 152 EATON ST > GARDNER, MA	505.00	5
NEAR GOLFCOURSE - EATON ST > GARDNER, MA	0.00	1
*Street Total - EATON ST > GARDNER, MA	985.00	20
EDGELL AVE > GARDNER, MA	0.00	1
*Street Total - EDGELL AVE > GARDNER, MA	0.00	1
137 ELM > GARDNER, MA	0.00	1
147 ELM > GARDNER, MA	100.00	1
153 ELM > GARDNER, MA	100.00	1
177 ELM > GARDNER, MA	0.00	1
268 ELM ST. - 268 ELM > GARDNER, MA	100.00	1
274 ELM > GARDNER, MA	0.00	1
275 ELM > GARDNER, MA	100.00	1
280 ELM > GARDNER, MA	120.00	1
377 ELM > GARDNER, MA	0.00	1
BETWEEN BOND AND TEMPLE - ELM > GARDNER, MA	160.00	1
ELM > GARDNER, MA	1145.00	28
ELM STREET SCHOOL - 160 ELM > GARDNER, MA	415.00	5
HELEN MAE SAUTER SCHOOL - 130 ELM > GARDNER, MA	0.00	1
WALMART - ELM > GARDNER, MA	0.00	2
*Street Total - ELM > GARDNER, MA	2240.00	46
111 ELM ST > GARDNER, MA	100.00	2
185 ELM ST > GARDNER, MA	1080.00	11
229 ELM ST > GARDNER, MA	150.00	1
64 ELM ST > GARDNER, MA	200.00	2
88 ELM ST > GARDNER, MA	250.00	2
BOTTOM OF - ELM ST > GARDNER, MA	100.00	1

CHESTNUT ST - 1249 ELM ST > GARDNER, MA	130.00	1
ELM ST > GARDNER, MA	800.00	7
*Street Total - ELM ST > GARDNER, MA	2810.00	27
EMERALD ST > GARDNER, MA	0.00	3
*Street Total - EMERALD ST > GARDNER, MA	0.00	3
999 FOSS RD > GARDNER, MA	0.00	3
*Street Total - FOSS RD > GARDNER, MA	0.00	3
1 FREDETTE ST > GARDNER, MA	0.00	1
*Street Total - FREDETTE ST > GARDNER, MA	0.00	1
RT 140 S - GARDNER, MA	0.00	1
RT 140 SB - GARDNER, MA	0.00	1
RT 140/ 101 SOUTH - GARDNER, MA	150.00	1
RTE 140 - GARDNER, MA	0.00	1
TMPANY BLVD - GARDNER, MA	0.00	2
*Street Total - GARDNER, MA	150.00	6
999 GLENWOOD ST > GARDNER, MA	0.00	3
*Street Total - GLENWOOD ST > GARDNER, MA	0.00	3
GRAHAM > GARDNER, MA	0.00	2
*Street Total - GRAHAM > GARDNER, MA	0.00	2
GRAHAM ST > GARDNER, MA	390.00	5
GRAHAM ST/PARK ST/CENTRAL ST/SCHOOL ST - 29 GRAHAM ST > GARDNER	0.00	2
GRAHAMST/PARKST/CENTRALST/SCHOOL ST - 29 GRAHAM ST > GARDNER,	270.00	4
*Street Total - GRAHAM ST > GARDNER, MA	660.00	11
161 GREEN ST > GARDNER, MA	100.00	2
242 GREEN ST > GARDNER, MA	200.00	2
255 GREEN ST > GARDNER, MA	0.00	4
449 GREEN ST > GARDNER, MA	0.00	1
BY THE HOSPITAL - GREEN ST > GARDNER, MA	0.00	2
CONGREGATIONAL CHURCH - GREEN ST > GARDNER, MA	0.00	1
EAGLE 99.9 - 362 GREEN ST > GARDNER, MA	0.00	1
FAITH LUTHERAN CHURCH - 627 GREEN ST > GARDNER, MA	0.00	2
GOLF COURSE - GREEN ST > GARDNER, MA	100.00	1
GREEN ST > GARDNER, MA	1075.00	24
HENRY HEYWOOD MEM HOSP - 242 GREEN ST > GARDNER, MA	200.00	5
IN FRONT OF HEYWOOD HOSPITAL - GREEN ST > GARDNER, MA	370.00	4
MOUNT WACHUSETT COMM. COL - 444 GREEN ST > GARDNER, MA	100.00	1
NEAR BEACH - GREEN ST > GARDNER, MA	0.00	1
RT 140 - GREEN ST > GARDNER, MA	895.00	9
RT 140 N - GREEN ST > GARDNER, MA	100.00	1
RT 140N - GREEN ST > GARDNER, MA	300.00	4
*Street Total - GREEN ST > GARDNER, MA	3440.00	65
228 GREENWOOD > GARDNER, MA	0.00	1
GREENWOOD > GARDNER, MA	100.00	7
SOUTH END - 176 GREENWOOD > GARDNER, MA	150.00	2
SOUTH END - GREENWOOD > GARDNER, MA	100.00	1
*Street Total - GREENWOOD > GARDNER, MA	350.00	11
17 GREENWOOD ST > GARDNER, MA	0.00	3
239 GREENWOOD ST > GARDNER, MA	0.00	1
999 GREENWOOD ST > GARDNER, MA	0.00	3
GREENWOOD ST > GARDNER, MA	0.00	5
*Street Total - GREENWOOD ST > GARDNER, MA	0.00	12
31 HARVARD ST > GARDNER, MA	0.00	1
*Street Total - HARVARD ST > GARDNER, MA	0.00	1
152 HEMLOCK DR 102 > GARDNER, MA	0.00	3
*Street Total - HEMLOCK DR 102 > GARDNER, MA	0.00	3
90 HEMLOCK DR > GARDNER, MA	0.00	1
HEMLOCK DR > GARDNER, MA	0.00	1
*Street Total - HEMLOCK DR > GARDNER, MA	0.00	2

1 HEYWOOD ST > GARDNER, MA	0.00	2	135
*Street Total - HEYWOOD ST > GARDNER, MA	0.00	2	
HILL STREET - HILL ST > GARDNER, MA	0.00	4	
*Street Total - HILL ST > GARDNER, MA	0.00	4	
40 HOLLY DR > GARDNER, MA	0.00	1	
*Street Total - HOLLY DR > GARDNER, MA	0.00	1	
HOWE ST > GARDNER, MA	0.00	2	
*Street Total - HOWE ST > GARDNER, MA	0.00	2	
21 INDUSTRIAL ROWE > GARDNER, MA	0.00	3	
*Street Total - INDUSTRIAL ROWE > GARDNER, MA	0.00	3	
32 JAY ST > GARDNER, MA	50.00	1	
*Street Total - JAY ST > GARDNER, MA	50.00	1	
KALLE ST > GARDNER, MA	0.00	2	
*Street Total - KALLE ST > GARDNER, MA	0.00	2	
140 N - KELTON ST > GARDNER, MA	0.00	1	
*Street Total - KELTON ST > GARDNER, MA	0.00	1	
KNOWLTON ST > GARDNER, MA	100.00	2	
LOT - KNOWLTON ST > GARDNER, MA	0.00	1	
*Street Total - KNOWLTON ST > GARDNER, MA	100.00	3	
24 KRAFT ST > GARDNER, MA	0.00	2	
KRAFT ST > GARDNER, MA	0.00	1	
*Street Total - KRAFT ST > GARDNER, MA	0.00	3	
LAKE ST > GARDNER, MA	0.00	1	
*Street Total - LAKE ST > GARDNER, MA	0.00	1	
LAWRENCE ST > GARDNER, MA	25.00	2	
*Street Total - LAWRENCE ST > GARDNER, MA	25.00	2	
LEAMY ST > GARDNER, MA	100.00	1	
*Street Total - LEAMY ST > GARDNER, MA	100.00	1	
50 LINWOOD ST - 50 LINWOOD ST > GARDNER, MA	250.00	1	
*Street Total - LINWOOD ST > GARDNER, MA	250.00	1	
101 LOGAN ST > GARDNER, MA	100.00	1	
LOGAN AT WASHINGTON ST - LOGAN ST > GARDNER, MA	0.00	1	
*Street Total - LOGAN ST > GARDNER, MA	100.00	2	
LOVEWELL ST. AT CHURCH/ HOLY SPIRIT - LOVEWELL ST > GARDNER, M	210.00	1	
*Street Total - LOVEWELL ST > GARDNER, MA	210.00	1	
SACRED HEART SCHOOL - 53 LYNDE ST > GARDNER, MA	100.00	1	
*Street Total - LYNDE ST > GARDNER, MA	100.00	1	
112 MAIN ST - MAIN ST > GARDNER, MA	100.00	1	
124 MAIN ST > GARDNER, MA	0.00	1	
127 MAIN ST > GARDNER, MA	100.00	1	
178 MAIN ST > GARDNER, MA	0.00	2	
191 MAIN ST > GARDNER, MA	70.00	3	
217 MAIN ST > GARDNER, MA	0.00	2	
265 MAIN ST > GARDNER, MA	25.00	1	
269 MAIN ST > GARDNER, MA	200.00	3	
270 MAIN ST > GARDNER, MA	0.00	1	
488 MAIN ST > GARDNER, MA	0.00	2	
53 MAIN ST > GARDNER, MA	295.00	6	
72 MAIN ST > GARDNER, MA	0.00	2	
@ EMERALD - MAIN ST > GARDNER, MA	135.00	2	
ADVANCED AUTO PARTS - MAIN ST > GARDNER, MA	0.00	1	
AT CITY HALL AVE - MAIN ST > GARDNER, MA	0.00	2	
AT WILLOW STREET - MAIN ST > GARDNER, MA	100.00	1	
BLUE MOON DINER - 102 MAIN ST > GARDNER, MA	100.00	2	

BOWLAWAY OF GARDNER - 123 MAIN ST > GARDNER, MA	35.00	3
BP- BRITISH PETROLEUM - 221 MAIN ST > GARDNER, MA	70.00	6
BRUCE'S AUTO SERVICE - 437 MAIN ST > GARDNER, MA	0.00	2
COLONIAL BANK - MAIN ST > GARDNER, MA	0.00	1
CVS PHARMACY - 314 MAIN ST > GARDNER, MA	35.00	4
GOODNOW PEARSON BLDG - 14 MAIN ST > GARDNER, MA	0.00	2
LANDRY CLEANERS - 150 MAIN ST > GARDNER, MA	0.00	1
MAIN ST - MAIN ST > GARDNER, MA	0.00	1
MAIN ST > GARDNER, MA	2490.00	72
MAIN ST @ WILLOW ST - 275 MAIN ST > GARDNER, MA	0.00	1
MAIN ST AT CHESTNUT ST - MAIN ST > GARDNER, MA	100.00	1
MAIN ST AT PLEASANT ST - 221 MAIN ST > GARDNER, MA	150.00	1
MAIN STREET - MAIN ST > GARDNER, MA	0.00	1
MAIN STREET TATTOO PARLOR - 94 MAIN ST > GARDNER, MA	0.00	1
NEAR HANNAFORD - MAIN ST > GARDNER, MA	35.00	1
O'NEIL'S BICYCLE SHOP - 108 MAIN ST > GARDNER, MA	0.00	1
ONEILS BICYCLE SHOP - 108 MAIN ST > GARDNER, MA	0.00	1
PLEASANT HOUSE OF PIZZA - 68 MAIN ST > GARDNER, MA	0.00	1
PRISCILLA CANDY SHOP - 4 MAIN ST > GARDNER, MA	200.00	2
ROME SALES CO - 562 MAIN ST > GARDNER, MA	0.00	1
SMILEY'S TAXI - MAIN ST > GARDNER, MA	0.00	1
WHALEN'S SUPPLY - MAIN ST > GARDNER, MA	0.00	2
WHEELAN SUPPLY - MAIN ST > GARDNER, MA	0.00	1
WHEELAN SUPPLY CO - 112 MAIN ST > GARDNER, MA	0.00	3
WORKERS CREDIT UNION - 171 MAIN ST > GARDNER, MA	200.00	6
*Street Total - MAIN ST > GARDNER, MA	4440.00	150
1 MANCA DR > GARDNER, MA	0.00	1
MANCA DR > GARDNER, MA	0.00	7
NEAR WEST BROADWAY - MANCA DR > GARDNER, MA	0.00	2
*Street Total - MANCA DR > GARDNER, MA	0.00	10
41 MAPLE ST > GARDNER, MA	0.00	1
MAPLE ST > GARDNER, MA	50.00	1
*Street Total - MAPLE ST > GARDNER, MA	50.00	2
MARQUETTE ST > GARDNER, MA	100.00	1
*Street Total - MARQUETTE ST > GARDNER, MA	100.00	1
RT 140 - MATTHEWS RD > GARDNER, MA	150.00	1
*Street Total - MATTHEWS RD > GARDNER, MA	150.00	1
140S - MATTHEWS ST > GARDNER, MA	0.00	1
GARDNER DISTRICT COURT - 108 MATTHEWS ST > GARDNER, MA	100.00	5
MATTHEWS ST > GARDNER, MA	420.00	8
*Street Total - MATTHEWS ST > GARDNER, MA	520.00	14
108 MONADNOCK ST > GARDNER, MA	0.00	1
*Street Total - MONADNOCK ST > GARDNER, MA	0.00	1
NADEAU ST > GARDNER, MA	0.00	1
*Street Total - NADEAU ST > GARDNER, MA	0.00	1
1 NICHOLS ST > GARDNER, MA	170.00	4
17 NICHOLS ST > GARDNER, MA	0.00	1
172 NICHOLS ST > GARDNER, MA	130.00	1
32-34 NICHOLS - 32 NICHOLS ST > GARDNER, MA	0.00	3
50 NICHOLS ST - 50 NICHOLS ST > GARDNER, MA	35.00	2
66 NICHOLS ST > GARDNER, MA	20.00	2
8 NICHOLS ST > GARDNER, MA	200.00	1
NICHOLS ST > GARDNER, MA	50.00	6
*Street Total - NICHOLS ST > GARDNER, MA	605.00	20
NICHOLS ST > Gardner, MA	0.00	3
*Street Total - NICHOLS ST > Gardner, MA	0.00	3
NUTTING ST > GARDNER, MA	0.00	1
*Street Total - NUTTING ST > GARDNER, MA	0.00	1
68 OAK ST > GARDNER, MA	0.00	2
89 OAK ST > GARDNER, MA	50.00	3
OAK ST > GARDNER, MA	100.00	2

OAK ST SHELL - 4 OAK ST > GARDNER, MA	0.00	5	137
*Street Total - OAK ST > GARDNER, MA	150.00	12	
1 ORIOLE ST > GARDNER, MA	50.00	1	
*Street Total - ORIOLE ST > GARDNER, MA	50.00	1	
121 OTTER RIVER RD > GARDNER, MA	0.00	2	
251 OTTER RIVER RD > GARDNER, MA	0.00	1	
OTTER RIVER RD > GARDNER, MA	640.00	2	
*Street Total - OTTER RIVER RD > GARDNER, MA	640.00	5	
1 PARK ST > GARDNER, MA	0.00	2	
150 PARK ST > GARDNER, MA	135.00	2	
162 PARK ST > GARDNER, MA	25.00	1	
338 PARK ST > GARDNER, MA	100.00	7	
34 PARK ST > GARDNER, MA	0.00	1	
56 PARK ST > GARDNER, MA	140.00	1	
80 PARK ST > GARDNER, MA	150.00	2	
MONUMENT PARK - 1 PARK ST > GARDNER, MA	0.00	1	
PARK ST > GARDNER, MA	885.00	14	
VETERANS SKATING RINK - 4 PARK ST > GARDNER, MA	200.00	4	
*Street Total - PARK ST > GARDNER, MA	1635.00	35	
270 PARKER > GARDNER, MA	0.00	3	
292 PARKER > GARDNER, MA	120.00	3	
315 PARKER > GARDNER, MA	0.00	2	
ACADIEN SOCIAL CLUB - 193 PARKER > GARDNER, MA	0.00	1	
LOWER - PARKER > GARDNER, MA	100.00	1	
PARKER > GARDNER, MA	1285.00	41	
*Street Total - PARKER > GARDNER, MA	1505.00	51	
133 PARKER ST > GARDNER, MA	140.00	2	
136 PARKER ST > GARDNER, MA	0.00	1	
266 PARKER ST > GARDNER, MA	25.00	3	
289 PARKER ST > GARDNER, MA	50.00	1	
33 PARKER ST > GARDNER, MA	0.00	1	
398 PARKER ST > GARDNER, MA	0.00	1	
54 PARKER ST > GARDNER, MA	0.00	2	
AT LAFAYETTE SQUARE - PARKER ST > GARDNER, MA	0.00	1	
BANK OF AMERICA - 29 PARKER ST > GARDNER, MA	300.00	11	
GARDNER ALE HOUSE - 74 PARKER ST > GARDNER, MA	0.00	3	
GREATER GARD COMM DEVELOP - 8 PARKER ST > GARDNER, MA	0.00	1	
IN FRONT OF CINEMA - PARKER ST > GARDNER, MA	0.00	3	
PARKER ST > GARDNER, MA	1370.00	36	
*Street Total - PARKER ST > GARDNER, MA	1885.00	66	
160 PEABODY ST > GARDNER, MA	0.00	3	
*Street Total - PEABODY ST > GARDNER, MA	0.00	3	
194 PEARL ST > GARDNER, MA	105.00	3	
216 PEARL ST > GARDNER, MA	100.00	1	
270 PEARL ST > GARDNER, MA	250.00	3	
289 PEARL ST > GARDNER, MA	220.00	1	
301 PEARL ST > GARDNER, MA	1120.00	12	
34 PEARL ST > GARDNER, MA	50.00	1	
355 PEARL ST > GARDNER, MA	0.00	5	
400 PEARL ST > GARDNER, MA	0.00	1	
420 PEARL ST > GARDNER, MA	25.00	2	
436 PEARL ST > GARDNER, MA	150.00	1	
442 PEARL ST > GARDNER, MA	100.00	1	
445 PEARL ST > GARDNER, MA	100.00	1	
450 PEARL ST > GARDNER, MA	100.00	1	
493 PEARL ST > GARDNER, MA	100.00	2	
535 PEARL ST > GARDNER, MA	995.00	10	
664 PEARL ST > GARDNER, MA	20.00	2	
ASHBURNHAM - PEARL ST > GARDNER, MA	0.00	3	
BY DUNNS - PEARL ST > GARDNER, MA	0.00	4	
DUNN PARK - PEARL ST > GARDNER, MA	150.00	1	
DUNN'S PARK - 289 PEARL ST > GARDNER, MA	720.00	11	
DUNNS - PEARL ST > GARDNER, MA	0.00	2	
GARDNER MUSEUM INC - 28 PEARL ST > GARDNER, MA	100.00	1	
MEADOWBROOK - 922 PEARL ST > GARDNER, MA	0.00	1	
MONTACHUSETT DAY CARE - 240 PEARL ST > GARDNER, MA	100.00	1	

PEARL ST > GARDNER, MA	3560.00	54
RT 140 - PEARL ST > GARDNER, MA	220.00	1
*Street Total - PEARL ST > GARDNER, MA	8285.00	126
999 PEARSON BL. > GARDNER, MA	50.00	5
GARDNER PLAZA - PEARSON BL. > GARDNER, MA	320.00	6
GFA CREDIT UNION (PEARSON - 67 PEARSON BL. > GARDNER, MA	0.00	2
HORRIGAN CLEANERS - 100 PEARSON BL. > GARDNER, MA	185.00	3
MAYTAG COIN LAUNDRAMAT - 9 PEARSON BL. > GARDNER, MA	0.00	2
MR MIKE'S MOBILE - 17 PEARSON BL. > GARDNER, MA	0.00	5
PEARSON BL. > GARDNER, MA	570.00	18
PLAZA - PEARSON BL. > GARDNER, MA	50.00	1
ROTARY - PEARSON BL. > GARDNER, MA	50.00	5
RT 2 WEST BOUND OFF RAMP EXIT 23 AND PEARSON - PEARSON BL. > G	50.00	1
TD BANK - 90 PEARSON BL. > GARDNER, MA	0.00	1
WILLIAMS RESTAURANT - 184 PEARSON BL. > GARDNER, MA	0.00	2
WILLIAMS RESTAURANT - PEARSON BL. > GARDNER, MA	0.00	1
*Street Total - PEARSON BL. > GARDNER, MA	1275.00	52
1 PELLEY ST > GARDNER, MA	130.00	1
*Street Total - PELLEY ST > GARDNER, MA	130.00	1
187 PINE > GARDNER, MA	0.00	1
*Street Total - PINE > GARDNER, MA	0.00	1
1 PINE ST > GARDNER, MA	345.00	4
110 PINE ST > GARDNER, MA	0.00	2
BAB'S AUTO BODY - 87 PINE ST > GARDNER, MA	0.00	1
PINE ST > GARDNER, MA	100.00	3
*Street Total - PINE ST > GARDNER, MA	445.00	10
245 PLEASANT ST > GARDNER, MA	0.00	2
320 PLEASANT ST > GARDNER, MA	0.00	2
49 PLEASANT ST > GARDNER, MA	100.00	1
566 PLEASANT ST > GARDNER, MA	0.00	2
BRAZELL'S PACKAGE STORE - 201 PLEASANT ST > GARDNER, MA	0.00	1
CITY HALL - 95 PLEASANT ST > GARDNER, MA	25.00	2
PARKING LOT OF 320 - PLEASANT ST > GARDNER, MA	0.00	2
PLEASANT ST > GARDNER, MA	660.00	20
SHOOTERS BILLIARDS & SUPS - 29 PLEASANT ST > GARDNER, MA	0.00	2
*Street Total - PLEASANT ST > GARDNER, MA	785.00	34
10 REGAN ST > GARDNER, MA	0.00	1
50 REGAN ST > GARDNER, MA	0.00	2
*Street Total - REGAN ST > GARDNER, MA	0.00	3
RICH ST > GARDNER, MA	170.00	1
*Street Total - RICH ST > GARDNER, MA	170.00	1
RICHMOND ST > GARDNER, MA	0.00	2
*Street Total - RICHMOND ST > GARDNER, MA	0.00	2
RISLEY ST > GARDNER, MA	0.00	1
*Street Total - RISLEY ST > GARDNER, MA	0.00	1
999 ROUTE 101 > GARDNER, MA	150.00	2
NEAR CARTER - 999 ROUTE 101 > GARDNER, MA	170.00	1
*Street Total - ROUTE 101 > GARDNER, MA	320.00	3
999 ROUTE 140 > GARDNER, MA	1215.00	11
AT GREEN - ROUTE 140 > GARDNER, MA	290.00	1
BETWEEN 101 AND MATTHEWS ST - ROUTE 140 > GARDNER, MA	100.00	1
BIKE PATH - ROUTE 140 > GARDNER, MA	0.00	1
BY GREEN - ROUTE 140 > GARDNER, MA	400.00	3
JUST SOUTH OF THE LIGHTS - ROUTE 140 > GARDNER, MA	100.00	1
NEAR BIKE PATH - ROUTE 140 > GARDNER, MA	100.00	1
NEAR MATTHEWS - ROUTE 140 > GARDNER, MA	210.00	1
NORTH - ROUTE 140 > GARDNER, MA	200.00	2
NORTH OF 101 - ROUTE 140 > GARDNER, MA	0.00	4
NORTH OF GREEN - ROUTE 140 > GARDNER, MA	0.00	2
NORTHBOUND - ROUTE 140 > GARDNER, MA	100.00	1
PERREAULT FARM - ROUTE 140 > GARDNER, MA	135.00	2

RIGHT BEFORE PEARL - ROUTE 140 > GARDNER, MA	230.00	1	139
ROUTE 140 > GARDNER, MA	10035.00	97	
RT 140 - 999 ROUTE 140 > GARDNER, MA	125.00	2	
SOUTH BY CHAPEL ST EXT - ROUTE 140 > GARDNER, MA	0.00	1	
SOUTH MATTHEWS - ROUTE 140 > GARDNER, MA	100.00	1	
SOUTH OF 101 - ROUTE 140 > GARDNER, MA	100.00	1	
SOUTH OF CHAPEL - ROUTE 140 > GARDNER, MA	100.00	1	
SOUTH, JUST BY THE KELTON ST. BRIDGE - ROUTE 140 > GARDNER, MA	100.00	1	
SOUTH/BY CHAPEL - ROUTE 140 > GARDNER, MA	260.00	1	
STONE - ROUTE 140 > GARDNER, MA	240.00	1	
WINCHENDON LINE - ROUTE 140 > GARDNER, MA	0.00	1	
*Street Total - ROUTE 140 > GARDNER, MA	14140.00	139	
ROUTE 140 > WINCHENDON, MA	100.00	1	
*Street Total - ROUTE 140 > WINCHENDON, MA	100.00	1	
ROUTE 140 ` > GARDNER, MA	100.00	1	
*Street Total - ROUTE 140 ` > GARDNER, MA	100.00	1	
EAST/BY EXIT 23. - ROUTE 2 > GARDNER, MA	150.00	2	
EB OFF-RAMP EXIT 22 - ROUTE 2 > GARDNER, MA	0.00	2	
EXIT 22 (CONSTRUCTION ZONE BETWEEN 22-23) - ROUTE 2 > GARDNER, MA	100.00	1	
EXT 23 - ROUTE 2 > GARDNER, MA	0.00	3	
ROUTE 2 > GARDNER, MA	200.00	17	
*Street Total - ROUTE 2 > GARDNER, MA	450.00	25	
ROUTE 68 > GARDNER, MA	200.00	3	
*Street Total - ROUTE 68 > GARDNER, MA	200.00	3	
SAND ST > GARDNER, MA	0.00	2	
*Street Total - SAND ST > GARDNER, MA	0.00	2	
164 SAUNDERS ST > GARDNER, MA	200.00	1	
*Street Total - SAUNDERS ST > GARDNER, MA	200.00	1	
9 SCHOOL ST > GARDNER, MA	0.00	1	
CAPS COLLABORATIVE - 53 SCHOOL ST > GARDNER, MA	0.00	1	
SCHOOL ST > GARDNER, MA	0.00	1	
*Street Total - SCHOOL ST > GARDNER, MA	0.00	3	
SHAWN AVE > GARDNER, MA	25.00	2	
*Street Total - SHAWN AVE > GARDNER, MA	25.00	2	
205 SHERMAN ST > GARDNER, MA	0.00	3	
*Street Total - SHERMAN ST > GARDNER, MA	0.00	3	
SMITH ST > GARDNER, MA	25.00	2	
*Street Total - SMITH ST > GARDNER, MA	25.00	2	
71 SOUTH MAIN ST > GARDNER, MA	150.00	1	
76 SOUTH MAIN ST > GARDNER, MA	0.00	3	
KNIGHTS OF COLUMBUS - 110 SOUTH MAIN ST > GARDNER, MA	0.00	1	
SOUTH MAIN ST > GARDNER, MA	300.00	2	
*Street Total - SOUTH MAIN ST > GARDNER, MA	450.00	7	
RT 140 - STONE ST > GARDNER, MA	0.00	1	
*Street Total - STONE ST > GARDNER, MA	0.00	1	
STUART ST > GARDNER, MA	0.00	1	
*Street Total - STUART ST > GARDNER, MA	0.00	1	
120 SUFFOLK LN > GARDNER, MA	100.00	1	
*Street Total - SUFFOLK LN > GARDNER, MA	100.00	1	
1 SUMMER ST > GARDNER, MA	100.00	1	
*Street Total - SUMMER ST > GARDNER, MA	100.00	1	
1 TEMPLE ST > GARDNER, MA	0.00	2	
37 TEMPLE ST > GARDNER, MA	300.00	2	
TEMPLE ST > GARDNER, MA	200.00	2	
*Street Total - TEMPLE ST > GARDNER, MA	500.00	6	

140

1 TIMPANY BL. > GARDNER, MA	0.00	2
101 TIMPANY BL. > GARDNER, MA	0.00	1
151 TIMPANY BL. > GARDNER, MA	0.00	1
275 TIMPANY BL. > GARDNER, MA	250.00	6
384 TIMPANY BL. > GARDNER, MA	100.00	1
999 TIMPANY BL. > GARDNER, MA	0.00	3
ACROSS FROM BK - TIMPANY BL. > GARDNER, MA	0.00	1
BURGER KING ROTARY - TIMPANY BL. > GARDNER, MA	0.00	3
BY BURGER KING - TIMPANY BL. > GARDNER, MA	0.00	3
BY ROTARY - TIMPANY BL. > GARDNER, MA	0.00	1
ENTRANCE TO PLAZA - TIMPANY BL. > GARDNER, MA	0.00	1
HANNAFORDS SUPERMARKET - 21 TIMPANY BL. > GARDNER, MA	225.00	11
IN FRONT OF CRAWFORD ST - TIMPANY BL. > GARDNER, MA	0.00	1
MCDONALDS - 223 TIMPANY BL. > GARDNER, MA	0.00	3
PLAZA - TIMPANY BL. > GARDNER, MA	200.00	2
ROATARY - TIMPANY BL. > GARDNER, MA	0.00	1
ROTARY - TIMPANY BL. > GARDNER, MA	120.00	10
ROTARY, ONRAMP EAST - TIMPANY BL. > GARDNER, MA	0.00	1
ROUTE 2 EAST ON RAMP - TIMPANY BL. > GARDNER, MA	0.00	1
RT 68 - TIMPANY BL. > GARDNER, MA	0.00	3
TIMPANY BL. > GARDNER, MA	600.00	12
TIMPANY BLVD - 151 TIMPANY BL. > GARDNER, MA	50.00	1
TIMPANY BLVD AT UNION ST. - TIMPANY BL. > GARDNER, MA	0.00	1
TIMPANY PLAZA - TIMPANY BL. > GARDNER, MA	200.00	2
TIMPANY SHELL - 264 TIMPANY BL. > GARDNER, MA	50.00	2
WALMART - 677 TIMPANY BL. > GARDNER, MA	0.00	3
*Street Total - TIMPANY BL. > GARDNER, MA	1795.00	77
CHESTNUT ST - UNION SQ > GARDNER, MA	100.00	1
CHESTNUT ST AT MAIN ST - 30 UNION SQ > GARDNER, MA	0.00	1
CHESTNUT ST AT MAIN ST - UNION SQ > GARDNER, MA	0.00	2
JADE II - 19 UNION SQ > GARDNER, MA	0.00	1
UNION SQ > GARDNER, MA	350.00	12
*Street Total - UNION SQ > GARDNER, MA	450.00	17
196 UNION ST > GARDNER, MA	70.00	3
BY CEMETARY - UNION ST > GARDNER, MA	100.00	2
UNION ST > GARDNER, MA	250.00	5
*Street Total - UNION ST > GARDNER, MA	420.00	10
VERNON ST > GARDNER, MA	100.00	3
*Street Total - VERNON ST > GARDNER, MA	100.00	3
SKATING RINK - 45 VETERANS DR > GARDNER, MA	20.00	1
VETERANS DR > GARDNER, MA	0.00	1
*Street Total - VETERANS DR > GARDNER, MA	20.00	2
1 WASA ST > GARDNER, MA	0.00	4
*Street Total - WASA ST > GARDNER, MA	0.00	4
WATERFORD ST > GARDNER, MA	100.00	1
WATERFORD ST SCHOOL - 62 WATERFORD ST > GARDNER, MA	0.00	1
*Street Total - WATERFORD ST > GARDNER, MA	100.00	2
HERITAGE VILLAGE - 33 WATERVIEW DR > GARDNER, MA	0.00	1
WATERVIEW DR > GARDNER, MA	0.00	1
*Street Total - WATERVIEW DR > GARDNER, MA	0.00	2
277 WEST BROADWAY > GARDNER, MA	0.00	2
417 WEST BROADWAY > GARDNER, MA	100.00	1
418 WEST BROADWAY > GARDNER, MA	0.00	2
798 WEST BROADWAY > GARDNER, MA	0.00	3
AGWAY - 633 WEST BROADWAY > GARDNER, MA	0.00	1
AT DYER - WEST BROADWAY > GARDNER, MA	0.00	1
AUTOZONE - 268 WEST BROADWAY > GARDNER, MA	0.00	1
BY TIMPANY - WEST BROADWAY > GARDNER, MA	250.00	1
FITNESS CONCEPTS - WEST BROADWAY > GARDNER, MA	100.00	1
GARDNER ANIMAL SHELTER - 899 WEST BROADWAY > GARDNER, MA	0.00	3
GARDNER ANIMAL SHELTER - WEST BROADWAY > GARDNER, MA	180.00	1
GARDNER TEN PINS - 560 WEST BROADWAY > GARDNER, MA	0.00	1
LACHANCE WAREHOUSE - 501 WEST BROADWAY > GARDNER, MA	500.00	3
MILL STREET - WEST BROADWAY > GARDNER, MA	0.00	1

PLEASANT - WEST BROADWAY > GARDNER, MA	0.00	1	141
SALVADORE CHEVROLET - 442 WEST BROADWAY > GARDNER, MA	0.00	1	
SOUTH SIDE GRILL - 242 WEST BROADWAY > GARDNER, MA	0.00	4	
T J & SONS - 537 WEST BROADWAY > GARDNER, MA	100.00	1	
TJ'S - WEST BROADWAY > GARDNER, MA	100.00	1	
WEST BROADWAY > GARDNER, MA	800.00	22	
*Street Total - WEST BROADWAY > GARDNER, MA	2130.00	52	
LIBRARY PARKING LOT - WEST LYNDE ST > GARDNER, MA	0.00	1	
WEST LYNDE ST > GARDNER, MA	125.00	12	
*Street Total - WEST LYNDE ST > GARDNER, MA	125.00	13	
127 WEST ST > GARDNER, MA	0.00	2	
165 WEST ST > GARDNER, MA	50.00	1	
21 WEST ST > GARDNER, MA	35.00	7	
211 WEST ST > GARDNER, MA	0.00	1	
215 WEST ST > GARDNER, MA	0.00	3	
296 WEST ST > GARDNER, MA	0.00	2	
483 WEST ST > GARDNER, MA	0.00	1	
BEAUREGARD'S PACKAGE STORE - 11 WEST ST > GARDNER, MA	0.00	2	
BY DUMP - WEST ST > GARDNER, MA	0.00	1	
FAMILY DOLLAR - 100 WEST ST > GARDNER, MA	0.00	1	
KLEVER KIDS PRE-SCHOOL - 1055 WEST ST > GARDNER, MA	35.00	1	
WEST ST > GARDNER, MA	520.00	15	
WEST ST LAUNDRY - 87 WEST ST > GARDNER, MA	100.00	1	
WEST ST LOT - WEST ST > GARDNER, MA	0.00	2	
WEST STREET SERVICENTER - 240 WEST ST > GARDNER, MA	140.00	1	
*Street Total - WEST ST > GARDNER, MA	880.00	41	
1 WILLOW ST > GARDNER, MA	35.00	1	
999 WILLOW ST > GARDNER, MA	270.00	5	
WILLOW ST > GARDNER, MA	200.00	12	
*Street Total - WILLOW ST > GARDNER, MA	505.00	18	
1 WOODLAND AVE > GARDNER, MA	100.00	1	
101 WOODLAND AVE > GARDNER, MA	100.00	1	
WOODLAND - WOODLAND AVE > GARDNER, MA	50.00	1	
WOODLAND AVE > GARDNER, MA	535.00	9	
*Street Total - WOODLAND AVE > GARDNER, MA	785.00	12	
TOTALS	\$73385.00	1817	



Jurisdictions: ALL
Location: ALL
Street: ALL
Weekdays: ALL
Zones: ALL
IBR Codes: ALL
Event Codes: ALL
Crimes Against: ALL
Bias Against: ALL
Offense Type: ALL
Suspected Using: ALL
Victim Aged: ANY
Offender Aged: ANY
Drugs: ALL
Follow Up: ALL

Offenses (State Law) By Month

	<u>JUL</u>	<u>AUG</u>	<u>SEP</u>	<u>OCT</u>	<u>NOV</u>	<u>DEC</u>	<u>JAN</u>	<u>FEB</u>	<u>MAR</u>	<u>APR</u>	<u>MAY</u>	<u>JUN</u>	<u>TOTALS</u>
KIDNAPPING	1	0	0	0	1	1	0	1	0	0	0	0	4
ENTICING CHILD UNDER 16	0	0	0	1	0	0	0	0	0	0	0	0	1
RAPE	1	1	0	0	0	0	1	1	1	2	0	0	7
RAPE OF CHILD WITH FORCE	0	0	0	0	0	0	2	0	0	0	0	1	3
SEXUAL INTERCOURSE, DRUG FOR	0	0	0	0	0	0	0	0	1	0	0	0	1
LEWDNESS, OPEN AND GROSS	0	0	1	0	1	0	0	0	0	0	1	0	3
ROBBERY	0	0	0	0	0	0	0	0	0	0	0	1	1
ROBBERY, ARMED	0	0	0	0	1	0	1	0	0	0	0	1	3
ROBBERY, ARMED & MASKED	0	1	0	0	0	0	0	0	0	0	0	0	1
ROBBERY, FIREARM-ARMED	0	0	0	0	1	0	0	0	0	0	0	0	1
ASSAULT TO ROB, ARMED	0	0	0	0	0	0	0	0	0	1	0	0	1
HOME INVASION	0	0	0	0	0	0	0	0	0	1	4	0	5
ROBBERY, UNARMED	2	0	0	0	0	0	0	0	1	1	2	2	8
AGGRAVATED ASSAULT	0	0	0	0	0	0	0	0	1	0	0	0	1
A&B AGGRAVATED ASSAULT/PREGNAN	0	0	0	0	0	1	0	1	0	0	0	2	4
A&B ON POLICE OFFICER	0	0	0	0	0	1	0	0	0	0	0	1	2
A&B ON CHILD WITH SUBSTANTIAL	0	0	0	0	0	0	1	0	0	0	0	0	1
A&B ON CHILD WITH INJURY	0	0	1	0	0	0	0	0	0	0	0	3	4
ASSAULT TO MURDER	0	0	0	0	1	0	0	0	0	0	0	0	1
A&B WITH DANGEROUS WEAPON	1	3	1	2	7	1	3	1	1	8	9	8	45
A&B WITH DANGEROUS WEAPON (CUP	0	0	0	0	0	1	0	0	0	0	0	0	1
A&B WITH DANGEROUS WEAPON (DOM	1	0	0	0	0	0	0	0	0	0	0	0	1
A&B WITH DANGEROUS WEAPON (GLA	0	0	0	0	0	0	1	0	0	0	0	0	1
A&B WITH DANGEROUS WEAPON (SHO	0	0	0	0	0	0	0	0	0	0	1	0	1
ASSAULT W/DANGEROUS WEAPON	2	5	2	1	1	1	2	1	2	7	5	1	30
ASSAULT W/DANGEROUS WEAPON (FI	0	0	0	0	0	0	0	0	1	0	0	0	1
MURDER, ATTEMPTED	0	0	0	1	0	0	0	0	0	0	0	0	1
ASSAULT TO MURDER, FIREARM-ARM	0	0	0	0	0	0	0	0	0	0	0	1	1
RESIST ARREST	0	0	0	0	0	1	0	0	0	0	0	0	1
RESIST ARREST	0	0	1	0	0	1	0	2	0	0	0	1	5
SIMPLE ASSAULT	1	0	0	0	0	0	0	0	0	1	0	0	2
ASSAULT	0	2	3	3	1	0	2	1	1	3	5	1	22
ASSAULT (DOMESTIC)	1	0	0	0	0	1	1	0	0	1	1	0	5
A&B	2	6	3	5	2	3	1	5	3	2	4	9	45
A&B (DOMESTIC)	0	0	0	0	0	0	0	0	0	0	1	0	1
A&B	12	15	9	15	15	8	22	7	10	15	21	24	173
A&B (DOMESTIC)	7	2	0	3	1	2	2	1	1	2	2	0	23
A&B DOMESTIC	0	0	1	0	0	0	0	0	0	0	0	0	1
A&B (DOMESTIC)	0	3	0	0	0	0	0	0	0	0	0	0	3
A&B (DOMESTIC WITH ROOMMATE)	0	0	0	0	0	0	0	0	1	0	0	0	1
A&B ON POLICE OFFICER	0	0	0	1	1	0	1	0	0	0	1	2	6

A&B ON PUBLIC EMPLOYEE	0	0	0	0	0	0	1	0	0	0	0	1	
A&B ON CHILD WITH INJURY	0	0	1	0	0	0	0	0	0	0	0	1	
A&B +60	1	0	0	0	0	0	0	0	0	0	1	2	
RESIST ARREST	1	0	1	4	1	0	2	1	1	1	2	16	
A&B TO INTIMIDATE	0	0	0	0	0	0	0	0	0	0	1	1	
STALKING	0	0	0	1	0	0	0	0	0	0	0	1	
MISLEADING, OBSTRUCTING INVEST	0	0	0	1	0	0	0	0	0	0	0	1	
WITNESS, INTIMIDATE	0	1	2	1	1	1	0	1	0	1	0	4	12
TELEPHONE CALLS, ANNOYING	2	1	0	2	4	1	0	0	1	3	1	2	17
TELEPHONE CALLS, OBSCENE	0	0	0	0	0	0	0	0	0	0	0	1	1
THREAT TO COMMIT CRIME	1	9	5	3	4	3	4	2	6	7	4	4	52
THREAT TO COMMIT CRIME (A&B)	0	0	1	0	0	0	0	0	0	0	0	0	1
ARSON OF DWELLING HOUSE	0	0	0	0	2	0	0	0	0	0	0	0	2
ARSON OF DWELLING HOUSE, ATTEM	0	0	1	0	1	0	0	0	0	0	0	0	2
BURGLARY / BREAKING AND ENTERI	1	0	0	0	0	0	0	0	0	0	0	0	1
BURGLARY, UNARMED	0	3	1	2	0	0	2	0	0	0	0	0	8
B&E NIGHTTIME FOR FELONY	19	19	5	6	13	4	5	7	7	5	20	12	122
B&E NIGHTTIME FOR FELONY, ATTE	0	0	0	0	1	0	0	0	0	0	0	0	1
B&E FOR MISDEMEANOR	8	10	4	4	2	5	2	2	7	5	12	5	66
B&E DAYTIME FOR FELONY, ARMED,	2	0	0	0	0	0	0	0	0	0	0	0	2
B&E DAYTIME FOR FELONY, PERSON	0	0	0	0	1	0	0	0	0	0	1	0	2
B&E DAYTIME FOR FELONY	11	6	4	4	6	2	4	2	5	1	7	6	58
B&E DAYTIME FOR FELONY (M/V)	0	0	0	0	0	0	0	0	1	0	0	0	1
LARCENY OVER \$250	0	0	0	0	1	0	0	0	0	0	0	0	1
LARCENY OVER \$250	0	0	0	0	0	0	0	0	0	0	0	1	1
LARCENY UNDER \$250	0	0	0	1	0	0	0	0	0	0	0	0	1
LARCENY FROM PERSON	0	0	0	0	0	0	0	1	0	0	1	0	2
LARCENY FROM PERSON +65	0	0	0	2	0	0	1	0	1	0	1	0	5
SHOPLIFTING	0	0	0	0	0	0	0	0	0	1	0	0	1
SHOPLIFTING \$100+ BY ASPORTATI	3	2	0	1	0	0	0	0	1	0	0	0	7
SHOPLIFTING \$100+ BY CONCEALIN	1	0	0	2	1	0	0	0	0	0	0	1	5
SHOPLIFTING \$100+ BY PRICE TAG	0	0	0	0	0	0	1	0	0	0	0	0	1
SHOPLIFTING \$100+ BY RECORDING	0	0	1	0	0	0	0	0	0	0	0	0	1
SHOPLIFTING BY ASPORTATION	6	5	5	2	2	3	2	4	3	1	2	5	40
SHOPLIFTING BY ASPORTATION, 2N	1	0	0	0	0	0	0	0	0	0	0	0	1
SHOPLIFTING BY ASPORTATION, 3R	0	0	0	0	0	0	0	1	0	0	0	0	1
SHOPLIFTING BY CONCEALING MDSE	3	3	1	4	0	1	0	0	1	1	1	1	16
LARCENY FROM BUILDING	0	1	2	4	2	0	0	0	0	2	2	2	15
LARCENY OVER \$250	2	3	1	0	2	1	3	2	4	1	2	2	23
LARCENY UNDER \$250	2	0	2	1	2	0	0	3	0	0	1	3	14
DRUG, LARCENY OF	0	1	0	2	0	0	1	0	0	0	1	2	7
TRUCK, B&E FOR FELONY	0	1	1	0	3	0	0	0	1	0	1	0	7
FIREARM, LARCENY OF	0	0	0	0	0	0	1	0	0	0	1	0	2
LARCENY OVER \$250	32	20	9	10	10	10	5	8	14	10	15	18	161
LARCENY OVER \$250 BY SINGLE SC	0	0	0	0	0	1	0	0	1	0	0	0	2
LARCENY UNDER \$250	25	22	13	11	13	15	9	6	15	11	18	8	166

LARCENY UNDER \$250 BY SINGLE S	0	0	0	0	0	0	0	0	0	1	0	0	1
LARCENY BY FALSE PRETENSE	1	0	0	0	0	0	0	1	1	2	0	1	6
BICYCLE, LARCENY OF, SUBSQ.OFF	1	0	0	0	0	0	0	0	0	0	0	0	1
MOTOR VEH, LARCENY OF	2	2	3	2	2	0	0	1	0	1	1	4	18
USE MV WITHOUT AUTHORITY	0	4	1	0	0	1	1	1	0	0	0	2	10
FORGERY OF CHECK	0	1	0	0	0	1	0	1	1	0	1	2	7
FORGERY OF DOCUMENT	10	0	0	0	0	0	0	0	0	0	0	0	10
UTTER COUNTERFEIT NOTE	0	0	2	0	0	0	0	0	0	0	0	0	2
COUNTERFEIT NOTES, COMMON UTTE	0	0	1	0	0	0	0	0	0	0	0	0	1
COUNTERFEIT NOTE, POSSESS	0	0	1	0	0	0	0	0	0	0	0	0	1
COUNTERFEIT COIN	0	0	0	0	0	1	0	0	0	0	0	0	1
NOTE, UTTER WORTHLESS/FALSE	0	0	0	0	0	0	0	1	0	0	0	0	1
UTTER FALSE CHECK	0	1	0	3	2	4	0	1	0	0	2	0	13
FORGERY OF BANK NOTE	0	0	0	0	0	0	0	1	0	0	0	0	1
LARCENY OVER \$250	4	1	1	0	0	1	0	0	0	1	1	1	10
LARCENY OVER \$250 BY SINGLE SC	0	0	0	1	0	0	0	0	0	0	0	0	1
LARCENY UNDER \$250	1	1	0	0	0	1	2	2	0	0	0	2	9
LARCENY UNDER \$250 BY SINGLE S	0	1	1	0	0	0	0	0	0	1	0	0	3
LARCENY OVER \$250 FROM +60/DIS	0	0	0	1	0	0	0	0	0	0	0	0	1
LARCENY OVER \$250 BY FALSE PRE	1	1	0	0	0	0	0	0	0	0	0	1	3
LARCENY UNDER \$250 BY FALSE PR	0	0	1	0	0	0	1	0	0	0	0	0	2
CREDIT CARD FRAUD UNDER \$250	1	0	0	0	0	0	0	0	0	1	2	0	4
CREDIT CARD, IMPROPER USE UNDE	1	0	0	0	0	0	1	0	0	0	1	0	3
CREDIT CARD, LARCENY OF	0	0	0	1	1	0	0	1	1	0	3	2	9
FRAUD/CHEAT, GROSS	0	0	0	0	0	0	0	1	0	1	0	0	2
FALSE NAME/SSN, ARRESTEE FURNI	1	0	0	1	0	1	0	0	0	0	0	0	3
DRUG, OBTAIN BY FRAUD	0	0	0	0	0	0	0	0	0	0	0	2	2
CREDIT CARD FRAUD OVER \$250	0	0	0	0	0	0	0	0	2	1	1	2	6
CREDIT CARD, IMPROPER USE OVER	0	0	0	0	0	0	0	0	0	0	1	0	1
TELEPHONE SERVICE BY FRAUD +\$5	0	0	0	0	0	1	0	0	0	0	0	0	1
IDENTITY FRAUD	1	0	2	1	0	2	1	0	4	1	2	5	19
LARCENY OVER \$250	0	0	1	0	0	0	0	0	0	0	0	0	1
RECEIVE STOLEN PROPERTY +\$250	0	3	1	1	5	1	1	0	0	1	2	0	15
RECEIVE STOLEN PROPERTY -\$250	4	1	2	1	1	0	0	1	1	0	0	0	11
RMV DOCUMENT, POSSESS/USE FALS	0	0	0	1	0	0	0	0	0	0	0	0	1
DESTRUCTION / DAMAGE / VANDALI	0	0	0	0	0	0	0	0	0	0	1	0	1
BUILDING, VANDALIZE	0	0	1	0	0	0	0	0	0	0	1	0	2
GLASS IN BUILDING, BREAK	0	1	0	0	0	0	0	0	0	0	0	0	1
DEFACE PROPERTY	12	7	13	9	7	2	11	12	5	11	26	6	121
MALCIOUS/WANTON DAMAGE TO PROP	7	4	4	4	3	4	6	2	6	2	4	2	48
TAGGING PROPERTY	1	2	0	3	1	3	1	0	0	0	1	2	14
DESTRUCTION OF PROPERTY +\$250,	6	5	11	3	3	7	1	2	1	4	5	0	48
DESTRUCTION OF PROPERTY +\$250,	0	0	0	1	0	0	0	0	0	0	1	1	3
DESTRUCTION OF PROPERTY -\$250,	1	6	4	2	2	5	3	2	6	3	4	2	40
DESTRUCTION OF PROPERTY -\$250,	0	1	1	1	0	0	0	0	0	0	0	0	3
MOTOR VEH, MALICIOUS DAMAGE TO	0	2	0	1	1	0	2	1	0	0	0	0	7

DOG/CAT RABIES VACCINATION VIO	1	0	0	1	0	0	0	0	0	0	1	3
DOG ORDINANCE/BY-LAW VIOLATION	0	0	0	0	0	0	0	0	0	0	2	2
DOG, FAIL MUZZLE/RESTRAIN	3	8	3	0	0	0	0	0	1	0	3	19
FIRE VIOLATION, MISCELLANEOUS	0	0	0	0	0	0	0	0	1	0	0	1
FIREWORKS, POSSESS UNLAWFUL	0	0	1	0	0	0	0	0	0	0	0	1
RAILROAD TRACK, WALK/RIDE ON	2	0	0	0	0	0	0	0	0	0	0	2
ABUSE PREVENTION ORDER, VIOLAT	6	4	2	1	2	8	1	3	9	5	2	48
HAZARDOUS WASTE VIOLATION	0	0	1	0	0	0	0	0	0	0	0	1
CIVIL ORDER FOR HARASSMENT/BU	0	0	2	0	0	0	0	0	1	1	0	4
HARRASSMENT PREVENTION ORDER/V	0	0	0	0	0	0	0	0	0	2	1	3
A&B	0	0	0	0	1	0	0	0	0	0	0	1
A&B	0	0	0	0	0	0	1	0	2	0	0	3
INDECENT A&B ON CHILD UNDER 14	0	1	0	0	0	0	0	0	0	0	0	1
INDECENT A&B ON PERSON 14 OR O	0	1	0	0	1	0	0	0	1	0	0	4
CHILD, PERMIT SUBSTANTIAL INJU	0	0	0	0	0	0	2	0	0	0	0	2
A&B ON CHILD WITH INJURY	1	0	0	0	0	0	0	0	0	0	0	1
RECKLESS ENDANGERMENT TO CHILD	0	0	0	0	0	1	0	1	0	2	0	4
A&B WITH DANGEROUS WEAPON	0	0	0	0	0	0	1	0	0	0	0	1
MURDER, ATTEMPTED	0	0	0	0	0	0	1	0	0	0	0	1
HOME INVASION	0	0	0	0	0	0	0	0	0	1	0	1
RAPE OF CHILD WITH FORCE	1	0	0	0	0	0	0	0	0	0	0	1
HARASSMENT, CRIMINAL	4	3	7	11	2	3	3	6	3	6	4	57
WARRANT ARREST	0	0	0	0	0	0	0	0	0	0	1	1
COMPUTER SYSTEM, UNAUTHORIZED	1	0	0	0	0	0	1	1	0	0	1	4
DEFACE PROPERTY	2	1	0	0	2	0	0	0	0	0	0	5
MALCIOUS/WANTON DAMAGE TO PROP	0	1	0	0	0	0	0	0	0	0	0	1
TAGGING PROPERTY	0	0	0	0	1	0	0	0	0	0	1	2
DESTRUCTION OF PROPERTY +\$250,	0	0	0	0	1	1	0	0	1	0	0	3
DESTRUCTION OF PROPERTY -\$250,	0	0	0	0	0	0	0	0	0	0	0	1
Stealing a Registration Plate	0	0	0	0	0	0	0	0	0	1	0	1
DUMPSTER, USE OF ANOTHER'S COM	0	1	0	0	0	0	0	0	0	0	0	2
B&E NIGHTTIME FOR FELONY	0	1	1	0	0	3	0	1	0	0	0	6
B&E FOR MISDEMEANOR	0	0	0	0	1	0	0	0	0	0	0	1
B&E DAYTIME FOR FELONY	0	0	0	1	0	1	0	0	0	0	0	3
LARCENY OVER \$250	0	0	0	1	0	0	0	0	0	3	1	5
LARCENY UNDER \$250	0	1	0	0	0	0	0	0	0	1	0	2
LARCENY OVER \$250	0	0	1	0	0	1	0	0	0	0	0	2
SHOPLIFTING \$100+ BY ASPORTATI	0	0	0	0	0	0	0	0	1	0	0	1
SHOPLIFTING \$100+ BY CONTAINER	0	0	1	0	0	0	0	0	0	0	0	1
LARCENY OVER \$250 BY FALSE PRE	0	0	0	0	0	0	0	0	0	0	0	1
CREDIT CARD, LARCENY OF	0	0	0	0	0	0	0	0	0	1	0	1
CREDIT CARD FRAUD OVER \$250	0	0	0	0	0	0	1	0	0	0	0	1
BURGLARIOUS INSTRUMENT, POSSES	0	0	0	0	0	0	0	1	0	0	0	1
RECEIVE STOLEN PROPERTY -\$250	0	0	0	0	1	0	0	0	0	0	0	1
WITNESS, INTIMIDATE	0	0	0	1	0	0	0	0	0	0	0	1
FALSE NAME/SSN, ARRESTEE FURNI	0	0	0	0	1	0	1	0	0	0	0	2

DANGEROUS WEAPON ON SCHOOL GRO	0	0	0	0	0	0	0	0	1	0	0	0	1
BODY ARMOR, USE IN FELONY	0	0	0	0	0	0	1	0	0	0	0	0	1
BB GUN/AIR RIFLE, DISCHARGE ON	0	0	0	0	0	0	1	0	0	0	0	0	1
BB GUN/AIR RIFLE, MINOR POSSES	0	0	0	0	0	0	0	0	0	1	0	0	1
CRIME REPORT, FALSE	0	0	0	0	0	0	0	0	0	0	1	1	2
CRIME REPORT, FALSE	0	0	0	1	0	2	0	0	0	0	0	0	3
FALSE CALL TO POLICE ANSWERING	0	0	0	1	0	0	0	0	0	0	0	0	1
FALSE REPORT OF FIREARM	0	0	0	1	0	0	0	0	0	0	0	0	1
TRASH, DUMP FROM MV +7 CU FT	0	0	0	0	0	0	0	1	0	0	0	0	1
TRASH, LITTER	0	2	0	0	0	0	0	0	0	1	0	0	3
CHILD PORNOGRAPHY, POSSESS	0	0	0	0	0	1	0	0	0	0	0	0	1
SCHOOL, DISTURB	0	0	0	0	1	1	0	0	2	1	2	0	7
SCHOOL, DISTURB, 2ND OFF.	0	0	0	0	0	0	0	0	0	0	1	0	1
INDECENT EXPOSURE	1	0	0	1	0	0	0	0	0	0	0	0	2
ANIMAL, CRUELTY TO	0	0	1	0	1	0	0	0	0	0	0	0	2
ACCESSORY BEFORE THE FACT	0	0	0	0	0	0	0	0	0	0	1	0	1
ACCESSORY AFTER THE FACT	2	0	0	0	1	0	0	0	0	0	0	0	3
ATTEMPT TO COMMIT CRIME	2	3	1	2	3	2	0	0	0	0	2	0	15
ATTEMPT TO COMMIT CRIME (B&E)	0	0	1	0	0	0	0	0	0	0	0	0	1
ATTEMPT TO COMMIT CRIME (LARCE)	0	0	0	0	0	0	0	0	0	0	0	1	1
THREAT TO COMMIT CRIME	0	0	0	0	0	0	0	1	0	0	0	0	1
FUGITIVE FROM JUSTICE ON COURT	1	0	0	1	0	0	0	0	0	0	0	0	2
FUGITIVE FROM JUSTICE ON COURT	0	0	0	0	0	0	1	0	0	0	0	0	1
MUNICIPAL BY-LAW OR ORDINANCE	0	0	0	0	0	0	0	0	0	0	1	1	2
MUNICIPAL BY-LAW OR ORDINANCE	0	0	0	0	0	0	0	0	0	0	1	0	1
WINDSHIELD CRACKED	0	0	0	0	0	0	1	0	0	0	0	0	1
SEX OFFENDER FAIL TO REGISTER	0	0	0	1	0	4	0	0	0	0	2	0	7
FAIL TO USE CARE, STARTING	1	0	0	0	0	0	0	0	0	0	0	0	1
ONE WAY VIOLATION	0	0	0	0	0	0	0	1	0	0	0	0	1
UNLICENSED OPERATION OF MV	0	0	0	0	1	0	0	0	0	0	0	0	1
FAILURE TO OBEY TRAFFIC SIGN	0	0	0	0	0	0	1	0	0	0	0	0	1
HARSH AND OBJECTIONABLE	0	0	0	1	0	0	0	0	0	0	0	0	1
REVOCATION, OPERATING AFTER RE	1	0	1	0	0	4	3	0	2	2	0	2	15
LICENSE, OPER AFTER REVOCATION	1	0	2	1	1	0	0	0	0	1	2	2	10
LICENSE, OPER AFTER REVOCATION	0	0	0	0	0	0	0	0	0	0	1	0	1
OPERATING A MOTOR VEHICLE W/LI	0	0	1	0	0	0	0	0	0	0	0	0	1
MOTOR VEH HOMICIDE BY NEGLIGEN	0	0	0	0	0	1	0	0	0	0	0	0	1
JUNIOR OPERATOR WITH PASSENGER	0	0	0	0	0	1	0	0	0	0	0	0	1
TASK FORCE INVEST - SEE ARREST	0	1	1	0	0	0	0	0	2	0	0	0	4
NEG OPERATION OF AN ATV	0	0	0	0	0	0	0	0	0	0	1	0	1
OPERATE ATV W/ OUT A HELMIT	0	0	0	0	0	0	0	0	0	0	1	0	1
TITLE, FALSE MV	0	0	0	0	0	0	0	1	0	0	0	0	1
DRUG, POSSESS TO DISTRIB CLASS	0	0	0	0	0	0	0	0	0	1	0	0	1
COCAINE, TRAFFICKING IN	0	1	0	0	0	0	0	0	0	0	0	0	1
DRUG VIOLATION NEAR SCHOOL/PAR	0	1	0	0	0	0	0	0	0	0	0	0	1
TRAFFIC, TOWN BY-LAW OFFENSES	0	0	0	0	0	0	1	0	0	0	0	0	1

STATE HWAY TRAFFIC VIOLATION	0	0	0	0	1	0	0	0	0	0	0	0	1
WEIGHT VIOLATION ON COUNTY WAY	0	0	0	0	0	0	0	0	0	0	1	0	1
KEEP RIGHT FOR ONCOMING MV, FA	0	0	0	0	0	1	0	0	0	0	0	0	1
CROSSWALK VIOLATION	0	0	0	0	0	0	0	0	0	0	2	0	2
KEEP RIGHT ON HILL/OBSTRUCTED	0	0	0	0	0	1	0	0	0	0	0	0	1
MARKED LANES VIOLATION	0	2	1	4	0	7	2	3	4	7	3	2	35
RIGHT LANE, FAIL DRIVE IN	0	1	0	0	0	0	0	0	0	0	0	0	1
YIELD AT INTERSECTION, FAIL	0	0	0	0	0	0	2	1	0	0	0	0	3
STOP/YIELD, FAIL TO	3	2	1	1	1	1	2	2	4	3	1	3	24
UNLICENSED OPERATION OF MV	5	2	9	1	1	7	4	5	5	1	0	3	43
UNLICENSED OPERATION OF MV (EX	0	0	0	0	0	0	1	0	0	0	0	0	1
LICENSE NOT IN POSSESSION	0	1	1	0	0	0	0	0	0	0	2	2	6
IMPROPER OPERATION OF MV, ALLO	0	0	0	0	0	0	0	0	0	0	0	1	1
UNSAFE OPERATION OF MV/include	0	0	0	0	0	1	1	0	0	0	0	0	2
SEAT BELT, FAIL WEAR	0	0	0	1	0	0	0	1	1	0	1	0	4
SCHOOL BUS, FAIL STOP FOR	0	0	1	0	0	0	0	0	1	0	0	0	2
SIGNAL, FAIL TO	0	0	1	0	0	0	1	0	1	0	0	2	5
SPEEDING	0	1	1	2	1	5	5	0	4	0	0	5	24
SPEEDING IN VIOL SPECIAL REGUL	0	0	2	0	0	2	0	1	0	1	0	1	7
SPEEDING IN VIOL SPECIAL REGUL	1	0	0	0	0	0	0	0	0	0	0	0	1
INSPECTION/STICKER, NO	2	0	1	1	2	1	3	0	3	1	2	0	16
SAFETY STANDARDS, MV NOT MEETI	0	0	0	0	0	0	0	0	1	0	0	0	1
LICENSE REVOKED AS HTO, OPERAT	0	0	0	0	0	2	1	1	2	0	0	1	7
LICENSE SUSPENDED FOR OUI, OPE	0	0	1	0	0	0	0	0	0	0	0	0	1
LICENSE SUSPENDED, OP MV WITH	8	4	5	6	4	3	7	5	1	2	4	3	52
LICENSE SUSPENDED, OP MV WITH,	0	1	1	1	3	1	0	2	0	0	1	0	10
NUMBER PLATE VIOLATION TO CONC	0	0	0	0	0	0	0	1	0	0	0	0	1
NUMBER PLATE, ATTACH WHEN ASSI	0	1	0	0	0	0	0	0	3	1	2	0	7
REGISTRATION SUSPENDED, OP MV	0	0	1	0	1	0	0	1	0	0	0	0	3
LEAVE SCENE OF PERSONAL INJURY	0	0	0	0	0	0	1	0	1	0	0	1	3
LEAVE SCENE OF PROPERTY DAMAGE	4	3	7	7	4	6	10	7	4	9	4	5	70
NEGLIGENT OPERATION OF MOTOR V	3	5	3	5	2	3	1	2	2	1	1	2	30
RECKLESS OPERATION OF MOTOR VE	1	0	1	0	0	1	1	1	2	0	0	2	9
IDENTIFY SELF, MV OPERATOR REF	0	0	1	0	0	0	0	0	1	0	0	0	2
STOP FOR POLICE, FAIL	0	0	1	0	0	0	0	0	1	2	0	3	7
NAME/ADDRESS CHANGE, FL NOTIFY	0	0	0	0	0	0	0	0	0	0	0	1	1
REGISTER MV OPERATED +30 DAYS	0	0	0	0	0	0	0	0	0	0	0	1	1
UNINSURED MOTOR VEHICLE	1	1	3	1	2	3	4	5	5	3	1	2	31
NUMBER PLATE VIOLATION	0	0	0	0	2	1	0	0	0	1	0	0	4
BRAKES VIOLATION, MV	0	1	0	0	0	0	0	0	0	0	0	0	1
EQUIPMENT VIOLATION, DEF. EXHA	0	0	0	0	0	1	0	0	0	0	0	0	1
EQUIPMENT VIOLATION, MISCELLAN	1	0	1	0	1	0	0	1	2	0	2	0	8
EQUIPMENT VIOLATION, MV EXHAUS	0	0	0	0	0	1	0	0	0	0	0	0	1
LIGHTS VIOLATION, MV	2	0	2	0	0	1	0	0	0	1	0	1	7
TAIL LIGHT, DEFECTIVE EQUIP	0	0	1	0	0	0	0	0	0	0	0	0	1
CHILD UNDER 5 WITHOUT CARSEAT	0	0	0	0	0	0	0	0	1	0	0	0	1

UNREGISTERED MOTOR VEHICLE	4	1	3	4	1	3	3	7	6	2	4	2	40
SNOW/REC VEH PUBLIC WAY, ON	0	0	0	0	0	0	0	0	0	0	1	0	1
STOP SIGN VIOLATION	0	0	0	0	1	0	0	0	0	0	0	0	1
TOTALS	<u>336</u>	<u>297</u>	<u>260</u>	<u>256</u>	<u>213</u>	<u>234</u>	<u>233</u>	<u>215</u>	<u>259</u>	<u>227</u>	<u>316</u>	<u>321</u>	<u>3167</u>

CRIMES AGAINST PROPERTY	OFFENSES
	FY2011
ARSON	3
BREAKING AND ENTERING	26
CREDIT CARD FRAUD	1
CONSPIRACY TO VIOLATE DRUG LAWS	0
DEFACING FIREARM SERIAL NUMBER	0
DEFACING PROPERTY	2
DESTRUCTION OF REAL PROPERTY	0
FAILURE TO REGISTER/ SEX OFFENDER	0
FALSE REPORT OF A CRIME	2
FORGERY	11
IDENTITY FRAUD	0
ILLEGAL POSSESSION OF AMMUNITION	0
ILLEGAL TRASH DUMPING	1
IMPROPER USE OF A CREDIT CARD	2
LARCENY OVER \$250.00	23
LARCENY UNDER \$250.00	10
LARCENY BY CHECK	1
LARCENY BY FALSE PRETENSE	3
LARCENY FROM A BUILDING	1
LARCENY OF A MOTOR VEHICLE	2
LARCENY OF A FIREARM	0
MALICIOUS DESTRUCTION OF PROPERTY	5
MISUE OF SEX OFFENDER REGISTRY	0
NARCOTICS VIOLATIONS WITHIN SCHOOL ZONE	9
POSSESSION OF FIREARM WITHOUT LICENSE/FID	0
POSSESSION/DISTRIBUTION CLASS E	1
POSSESSION OF COCAINE	8
POSSESSION OF HEROIN	4
POSSESSION OF MARIJUANA	7
POSSESSION OF COCAINE WITH INTENT TO DISTRIBUTE	8
POSSESSION OF HEROIN WITH INTENT TO DISTRIBUTE	4
POSSESSION OF MARIJUANA WITH INTENT TO DISTRIBUTE	7
TRAFFICKING COCAINE	5
TRAFFICKING HEROIN	3
RECEIVING STOLEN PROPERTY	3
SHOPLIFTING	0
TAGGING	0
UNAUTHORIZED ACCESS TO COMPUTER SYSTEMS	1
USE OF A MOTOR VEHICLE WITHOUT AUTHORITY	1
UTTERING	0
UTTERING A COUNTERFEIT NOTE	4
UTTERING A FALSE PRESCRIPTION	11
VANDALISM TO CHURCH	0
TOTAL CRIMES AGAINST PROPERTY	169
CRIMES AGAINST PERSONS	OFFENSES
	FY 2011
ACCESSORY AFTER THE FACT	1

ACCIDENTAL DEATH	0
AGGREGATED RAPE	0
ALCOHOL VIOLATION	0
ANNOYING PHONE CALLS	2
ARMED ROBBERY	2
ARMED BANK ROBBERY	0
ARMED KIDNAPPING	0
ASSAULT WITH A DANGEROUS WEAPON	0
ASSAULT AND BATTERY	1
ASSAULT AND BATTERY ON PERSON +60	1
ASSAULT AND BATTERY WITH DANGEROUS WEAPON	0
ASSAULT AND BATTERY ON CHILD WITH INJURY	4
ASSAULT WITH INTENT TO RAPE	0
ASSAULT TO MAIM	0
ATTEMPT TO COMMIT A CRIME	0
ATTEMPTED MURDER	0
ATTEMPTED SUICIDE	0
CRIMINAL HARASSMENT	1
DISTRIBUTING FOOD WITH HARMFUL SUBSTANCE	0
DRUGGING A PERSON FOR SEXUAL INTERCOURSE	1
FUGITIVE FROM JUSTICE	0
INDECENT ASSAULT AND BATTERY ON CHILD	7
INDECENT ASSAULT AND BATTERY ON CHILD OVER 14	4
INDECENT EXPOSURE	1
INDUCING A MINOR FOR SEX	0
INTIMIDATION OF A WITNESS	0
KIDNAPPING	0
MAYHEM	0
MISSING PERSON	0
OPEN AND GROSS LEWDNESS	0
SUICIDE	0
VIOLATION OF 209A ORDER	0
KIDNAPPING BY RELATIVE	0
MURDER	0
NATURAL DEATH	2
OVERDOSE	0
PERSON UNDER 21 IN POSSESSION OF ALCOHOL	0
POSSESSION OF CHILD PORNOGRAPHY	1
PURSE SNATCHING	0
RAPE	4
RAPE OF A CHILD	4
STALKING	0
STATUTORY RAPE OF A CHILD	0
THREAT TO COMMIT A CRIME	2
UNARMED BURGLARY	3
UNARMED ROBBERY	0
TOTAL CRIMES AGAINST THE PERSON	41
TOTAL B.C.I. CRIMES INVESTIGATED	210

NAME	REGULAR	OVERTIME	OTHER	TOTAL
Superior Officers				
Chief Neil Erickson	\$84,595.95		\$18,789.48	\$103,385.43
Deputy Chief Rock Barrieau	\$71,345.95		\$13,119.98	\$84,465.93
Lt. John Bernard	\$61,217.51	\$20,378.56	\$26,747.14	\$108,343.21
Lt. Kevin Minns	\$58,785.61	\$8,708.54	\$17,280.54	\$84,774.69
Lt. Roger Wrigley	\$1,779.06		\$6,582.07	\$8,361.13
Sgt. Edward Brow	\$56,206.88	\$5,678.35	\$4,799.08	\$66,684.31
Sgt. Guy Bibeau	\$1,633.44		\$6,943.89	\$8,577.33
Sgt. Eric McAvene	\$54,107.70	\$7,587.15	\$32,087.20	\$93,782.05
Sgt. Richard Braks	\$51,045.00	\$13,805.43	\$20,448.78	\$85,299.21
Sgt. James Trifiro	\$43,886.52	\$12,937.66	\$30,654.99	\$87,479.17
Sgt. John Czasnowski	\$53,802.52	\$12,449.82	\$10,157.15	\$76,409.49
Patrol				
Brian Gemborys	\$49,434.99	\$4,066.23	\$56,333.72	\$109,834.94
William Crockett	\$49,434.99	\$11,739.52	\$16,444.93	\$77,619.44
Jeffrey Brown	\$46,260.00	\$6,367.87	\$16,458.80	\$69,086.67
William Grasmuck	\$47,533.45	\$56.01	\$7,821.35	\$55,410.81
Troy Valardi	\$46,354.64	\$5,919.10	\$41,104.68	\$93,378.42
John Lawrence	\$45,705.48	\$12,547.56	\$21,207.99	\$79,461.03
Robert Allard	\$45,705.48	\$1,197.49	\$19,986.01	\$66,888.98
Roger Cormier	\$45,394.67	\$3,016.63	\$57,862.85	\$106,274.15
Rocco Siciliano	\$43,998.48	\$221.63	\$23,717.04	\$67,937.15
Larry Landry	\$49,796.98	\$16,600.43	\$27,184.59	\$93,582.00
Sean Lafrennie	\$43,998.48	\$8,010.53	\$26,423.51	\$78,432.52
John Smith	\$43,998.48	\$4,793.32	\$48,063.44	\$96,855.24
Christopher Starzynski	\$42,670.22	\$11,238.94	\$50,642.39	\$104,551.55
Eugene Kolimaga	\$43,998.48	\$3,993.81	\$5,979.14	\$53,971.43
Roger Robert	\$43,998.48	\$3,140.33	\$59,610.53	\$106,749.34
Jesse Gadarowski	\$43,334.35	\$14,434.70	\$27,567.28	\$85,336.33
Russell St.Pierre	\$43,998.48	\$9,441.44	\$34,215.02	\$87,654.94
Robert Holst	\$35,696.88	\$7,785.27	\$11,943.84	\$55,425.99
Joseph Wolski	\$43,998.48	\$14,523.25	\$30,242.46	\$88,764.19
Nicholas Maroni	\$43,998.48	\$4,575.87	\$20,044.62	\$68,618.97
Jeffrey LaBonte	\$26,980.35	\$165.03	\$8,995.56	\$36,140.94
Matthew Arsenaault	\$26,980.35	\$130.51	\$14,099.77	\$41,210.63
Dispatch				
Heather Newton	\$31,651.60	\$7,760.54	\$4,757.01	\$44,169.15
Dawn Theriault	\$31,651.60	\$7,952.56	\$4,058.55	\$43,662.71
Miranda Jefferson	\$31,651.60	\$3,935.94	\$5,710.64	\$41,298.18
Jennifer Robuccio	\$24,521.88	\$5,355.24	\$4,302.74	\$34,179.86
Jill Stewart	\$18,607.99	\$3,066.35	\$2,651.25	\$24,325.59
Stacia Clement	\$5,425.31	\$517.67	\$100.00	\$6,042.98
Walter Scott	\$2,559.36	\$194.96	\$523.22	\$3,277.54
Katie Palmieri	\$1,029.00			\$1,029.00

NAME	REGULAR	OVERTIME	OTHER	TOTAL
Shannon Barnes	\$6,688.64	\$889.87	\$810.37	\$8,388.88
Rene Boccia	\$1,512.88			\$1,512.88
Athena Bowne-Goguen	\$12,541.20	\$3,540.66	\$3,199.03	\$19,280.89
Melissa Laroche	\$1,426.31	\$107.96	\$362.60	\$1,896.87
Allison Martin	\$1,672.16		\$143.33	\$1,815.49
Alex Popko	\$3,488.20		\$47.78	\$3,535.98
Candace Willhite	\$1,176.00			\$1,176.00
Administration				
Laurie Lyons, System Mgr.	\$56,057.57	\$4,802.81		\$66,772.86
Patricia Cormier, Prin. Clerk	\$36,734.64	\$187.15		\$37,826.79
Maryann Desmarais, Sr. Clerk	\$32,319.79	\$292.70		\$32,857.49
Detail Officers				
Robert Beaton			\$13,279.50	\$13,279.50
Dennis Casavant			\$13,445.25	\$13,445.25
Timothy A. Desmarais			\$312.00	\$312.00
James Dufort			\$15,863.25	\$15,863.25
Derek Hall			\$468.00	\$468.00
Edmond Johnson			\$1,092.00	\$1,092.00
Gregory Mailloux			\$1,023.75	\$1,023.75
Nicholas Monaco			\$156.00	\$156.00
Richard E. Oinonen			\$1,248.00	\$1,248.00
Brian Rosengren			\$156.00	\$156.00
Eric D. Smith			\$1,404.00	\$1,404.00
Roger St.Laurent			\$11,992.50	\$11,992.50



**DEPARTMENT OF PUBLIC WORKS
CITY OF GARDNER**

Dane E. Arnold, Director
416 West Broadway
Gardner, MA 01440
978-632-7661
Fax 978-630-4029

TO HIS HONOR THE MAYOR AND MEMBERS OF THE CITY COUNCIL

Dear Mayor Mark Hawke and City Council Members:

I respectfully submit the Annual Report for the Department of Public Works. The following pages contain information pertaining to the various Public Works Divisions for Fiscal Year 2011.

Sincerely,

Dane E. Arnold, Director
Department of Public Works

PUBLIC WORKS EXPENDITURES	
July 1, 2010 through June 30, 2011	
Director	\$ 41,753.63
Clerk	18,816.58
Maintenance Crew	628,457.51
Overtime	15,160.51
Week-end Standby	18,920.00
Clothing Allowance	9,200.00
Shift Differential	154.27
Working out of Grade	3,450.27
Mechanic/Welder Rating	2,096.00
Sick Leave Incentive	1,233.94
Longevity	9,605.00
Termination Leave	23,231.39
Information Technology	66.06
Communications	0
Telecommunications	585.71
Professional Development & Travel	337.25
Office Supplies	459.36
TOTAL P. W. EXPENDITURES	\$773,527.48

MUNICIPAL GARAGE EXPENDITURES	
July 1, 2010 through June 30, 2011	
Repairs & Maintenance	\$ 28,521.42
Information Technology	3,436.60
Minor Equipment	3,299.34
Energy & Utilities	30,359.59
Communications	0
Telecommunications	663.87
Professional Development & Travel	1,246.15
Professional Services	2,002.42
Vehicle Supplies	196,475.63
Building Rehab	6,300.39
Enc. Repairs & Maintenance	2,555.35
Enc. Minor Equipment	4,076.08
Enc. Bldg. Rehab	12,960.48
TOTAL M. G. EXPENDITURES	\$ 291,897.32

HIGHWAY EXPENDITURES	
July 1, 2010 through June 30, 2011	
Repairs & Maintenance	\$17,877.08
Traffic Maintenance	34,290.03
Parking Maintenance	18,706.10
Crusher Maintenance	0
Information Technology	3,546.37
Minor Equipment	9,985.53
Equipment Rental	0
Energy & Utilities	48.09
Street Lighting	143,805.34
Communications	195.24
Telecommunications	2,667.74
Professional Development & Travel	837.00
Professional Services	2,030.34
Snow & Ice	444,045.17
Office Supplies	583.45
Vehicle Supplies	69,868.48
Road Maintenance	43,644.16
Enc. Repairs & Maintenance	679.60
Enc. Traffic Maintenance	20,341.90
Enc. Professional Services	134.00
Enc. Vehicle Supplies	3,559.90
Enc. Cold patch	1,366.88
Enc. Drains	18,729.80
TOTAL HIGHWAY EXPENDITURES	\$836,942.21

CATCH BASINS & DRAIN MANHOLES
2 New Catch Basins installed
11 Catch Basins Replaced
73 Catch Basins Repaired

DRAINAGE PROJECTS		
STREET	LENGTH & WIDTH	LOCATION
Ken Drive	20' - 15" ABS	House #25
Peabody Street	300' 10" ABS	300' up from Logan
Robert Drive	60' 6" Aluminum	Cul de sac
West End Avenue	80' of 6" Aluminum	Allen St. side at banking
Clark Street		Replaced bridge over Bailey Brook

CRACK SEALING		
STREET	LENGTH	LOCATION
Chestnut Street		All
Clark Street		All
Mill Street		All
Park Street		All
Sand Street		All
Timpany Blvd.		All
W. Broadway		All
Washington Street		All
BERM		
STREET	LENGTH	LOCATION
Greenwood Street	3200' A Frame	Baker to Greenwood Place
Favor Street	430' A Frame	All
Peabody Street	2580' A Frame	Logan St. to Cross Both sides

SIDEWALKS		
STREET	LENGTH	LOCATION
Greenwood Street	1960'	Baker to Greenwood Place
Favor Street	240'	Washington St. to Peabody St.
Peabody Street	1680'	Logan St. to Cross St.

RESURFACING		
STREET	LENGTH & WIDTH	LOCATION
Adams Street	940' x 25"	Lovewell St. to Whitney St.
Albion Street	325' x 22"	All
Baker Street	500' x 30"	Pleasant St. to Nichols St.
Catherine Street	1350' x 42"	All
Favor Street	240' x 34"	Washington St. to Peabody St.
Greenwood Street	1965' x 30"	Baker St. to Pleasant St.
Lovewell Street	1350' x 25"	Ken Dr. to House #299
Pleasant Street	2260' x 26" & 16"	Wright St. to City Hall Ave.
Peabody Street	1850' x 32"	Cross St. to Logan St.
Talcott Ave.	500' x 28"	All
Timpany Blvd.	1100' x 16"	North from Rte. 68
Timpany Blvd.	1125' x 16"	South from Rte 68
Whitney Street		
REPLACED STEEL HANDRAILS		
STREET	LENGTH	LOCATION
Emerald Street	115'	End of Wright St.
School Street	60'	Beside Jackson Playground
Walnut Street	70'	Between School and Chestnut Sts.

SEWER EXPENDITURES	
July 1, 2010 through June 30, 2011	
Dept. Head	\$ 20,077.18
Dept. Head Engineer	21,833.70
Clerk	35,993.58
Part Time Clerk	16,136.43
Maintenance Crew	44,208.48
DPW Clerk Salary	9,048.05
Overtime	12.44
Clothing Allowance	700.00
Sick Leave Incentive	740.80
Longevity	967.50
Repairs & Maintenance	4,562.74
Repairs to Mains	7,038.37
Information Technology	216.45
Communications	471.10
Telecommunications	911.50
Professional Development & Travel	424.50
Professional Service	34,920.23
Office Supplies	4,117.27
Chemical Treatment	57,644.00
AWWTP Contract Operations	1,275,013.58
NPDES	13,343.51
I & I Removal	164,189.01
Principal Outside Debt	155,932.57
Interest Outside	63,019.07
Encumb. New Equipment	11,955.00
Encumb. Professional Service	9,863.75
Encumb. Chemical Treatment	12,599.00
Encumb. AWWT Contract Operations	102,387.90
Encumb. NPDES Report	64,075.34
Encumb. I & I Removal	546,132.89
TOTAL SEWER EXPENDITURES	\$ 2,678,535.94

SEWER DEPARTMENT				
SALARY & LABOR JULY 1, 2010 TO JUNE 30, 2011				
NAME	REGULAR	OVERTIME	OTHER	TOTAL WAGE
Richard Turcotte	\$43,870.88		1,759.52	\$45,630.40

SEWER MAINS RELINED				
STREET	MH	MH	SIZE	APPROXIMATE LENGTH
A Street	3	2		290
A Street	2	1		44
A Street	6	5		100
A Street	5	4		177
A Street	4	3		129
Barthel Ave.	91	27		225
Barthel Ave.	27	24		326
Barthel Ave.	8	6		150
Barthel Ave.	6	5		269
Barthel Ave.	10	9		277
Barthel Ave.	12	10		351
Barthel Ave.	28	28a		332
Branch Street	6	5		129
Catherine Street	54a	50		257
Catherine Street	50	49		237
Coburn Avenue	22	21		352
Coleman Street	14	13		48
Coleman Street	16	15		146
Fifth Street	34	33		194
Fifth Street	33	31		138
Fifth Street	31	32		150
Foss Road	37	36		450
Foss Road	35	34		207
Foss Road	36	35		205
Greenwood Street	49	48		225
Greenwood Street	50	49		183
Greenwood Street	55	51		252
Greenwood Street	51	50		251
Lennon Street	57	56		290
Lennon Street	60	59		181
Lennon Street	59	58		201
Lennon Street	56	55		245
Lennon Street	55	52		65
Lennon Street	58	56		208
Robillard Street	24	23		197
Robillard Street	23	22		215
Robillard Street	22	14		212
Ruth Street	48	46		300
Wasa Street	26	25		267
Wasa Street	25	24		151
Water Street	7	6		230
Waterford Street	41	48		202

STREET	MH	MH	SIZE	APPROXIMATE LENGTH
Waterford Street	40	38		286
West Street	92	91		194
West Street	91	90		112
West Street	90	78		77
West Street	78	77		179
West Street	77	76		253
West Street	76	75		148
Yale Street	53	52		277

**WASTEWATER TREATMENT FACILITY
FLOW REPORT**

MONTH	TOTAL FLOW	AVERAGE FLOW	MAXIMUM FLOW	MINIMUM FLOW	PRECIP
July 2010	68.1	2.2	3.8	.5	7.87
August 2010	65.3	2.1	3.6	.5	3.2
September 2010	59.3	2.0	3.7	.5	2.56
October 2010	79.6	2.6	6.7	.7	6.77
November 2010	84.8	2.8	5.2	.7	4.27
December 2010	87.0	2.8	5.2	1.0	3.87
January 2011	69.0	2.2	3.8	.6	3.6
February 2011	65.2	2.3	4.5	.6	3.61
March 2011	181.1	5.8	19.0	1.6	5.88
April 2011	123.0	4.1	6.8	2.1	4.77
May 2011	109.1	3.5	5.8	1.6	3.0
June 2011	83.1	2.8	4.9	.5	4.52

WATER/SEWER CONNECTIONS

Residential 3 Water Services 4 Sewer Services

**WATER TREATMENT FACILITY
FLOW REPORT (In Million Gallons)**

	CRYSTAL LAKE	SNAKE POND	PERLEY BROOK
MONTH	Water Pumped	Water Pumped	Water Pumped
July 2010	40.224	17.415	0
August 2010	30.129	23.663	41.184
September 2010	25.953	23.799	24.448
October 2010	34.887	14.199	0
November 2010	48.125	0	0
December 2010	48.717	0	0
January 2011	48.817	0	0
February 2011	43.648	0	0
March 2011	48.498	0.404	0
April 2011	37.583	11.805	0
May 2011	29.692	22.145	0
June 2011	40.186	11.861	0

**WATER EXPENDITURES
July 1, 2010 through June 30, 2011**

Dept. Head Salary	\$ 20,076.85
Dept. Head Engineer Salary	21,833.70
Clerk	35,993.57
Maintenance Crew	51,536.32
DPW Clerk Salary	9,047.72
Overtime	616.16
Clothing Allowance	700.00
Longevity	665.00
Repairs & Maintenance	13,048.61
Repairs to Mains	18,877.43
Information Technology	270.00
Communications	413.10
Telecommunications	532.82
Professional Development & Travel	641.50
Professional Services	17,819.08
WPAT Administrative Fees	17,387.76
Office Supplies	2,168.44
Vehicle Supplies	35.52
Contract Operations	1,362,103.12
Taxes Other Towns	2,881.56
Principal Outside Debt	1,391.00
Principal Inside Debt	1,027,675.55
Interest Outside Debt	904.00
Interest Inside Debt	563,152.12
Encumb. Contract Operations	106,221.57
Encumb. Bond-Water Treatment Plant	14,599.26
TOTAL WATER EXPENDITURES	\$ 3,290,591.76

WATER DEPARTMENT				
SALARY & LABOR JULY 1, 2010 TO JUNE 30, 2011				
NAME	REGULAR	OVERTIME	OTHER	TOTAL WAGE
Christine Harty	\$35,820.33		335.00	\$ 36,155.33
David Suchocki	\$ 51,304.00	2,732.64	1,272.00	\$ 55,308.64

DEPARTMENT OF PUBLIC WORKS				
SALARY & LABOR July 1, 2010 TO June 30, 2011				
NAME	REGULAR	OVERTIME	OTHER	TOTAL WAGE
Dane E. Arnold	\$ 81,538.38		724.61	\$ 82,262.99
Denise M. Merriam	36,734.64	3,348.85	4,085.00	44,168.49
Vincent Martini	36,824.40	5,935.31	1,842.14	44,601.85
Michael Straus	35,573.60	5,150.91	1,4676.78	42,201.29
Gary Guertin	43,273.60	11,370.39	4,009.68	58,653.67
Gilbert Gravel	43,269.20	17,402.29	1,811.96	62,483.45
Dean Meunier	37,069.20	9,052.29	3,033.02	49,154.51
Douglas Munroe	37,184.80	10,365.95	1,849.82	49,400.57
Brian Hagan	51,304.00	6,215.14	2,083.01	59,602.15
Michael LeBlanc	43,269.20	15,517.83	3,536.67	62,323.70
Robert Chicoine	35,573.60	51.38	1,358.56	36,983.54
William Boucher	43,269.20	7,829.45	1,483.15	52,581.80
Kevin Meagher	35,573.60	2,530.78	929.02	39,033.40
Paul Herr	36,305.20	6,854.69	935.44	44,095.33
Carl MacAllister	43,269.20	9,407.30	1,350.41	54,026.91
Wayne LaHair	37,174.40	5,933.14	523.08	43,630.62
Paul Gallant	27,311.84	6,219.53	1,317.63	34,849.00
Douglas Munroe Jr.	12,414.38	3,346.61	81.82	15,842.81
Ryan Yelle	11,700.00	2,543.90	40.25	14,284.15
Landry, Dennis	10,648.00		26,180.45	36,828.46
Wiseman, John	4,140.00		900.87	5,040.87

To His Honor the Mayor and Members of the City Council of Gardner, Massachusetts:

I hereby submit this annual report for the Purchasing Department for the Fiscal Year ending June 30, 2011.

The Purchasing Department is responsible for the procurement of supplies, contractual services, construction contracts, real property transactions, and all sales of personal property for the City and its School Department. It is our role to ensure the highest quality while incurring the least expense to the City, while complying with Massachusetts General Law and local ordinances. This department strives to obtain as full and open competition as possible on all purchases and sales.

The Purchasing Department is staffed by Chief Procurement Officer Mary Delaney, and Senior Account Donna Strout. The Chief Procurement Officer is also certified as a Massachusetts Certified Public Purchasing Official, has been elected as Vice President of the Massachusetts Association of Public Purchasing Officials (term 7/2011 to 6/2013) and performs the duties of Affirmative Marketing Construction Officer for the City.

In Fiscal Year 2011, the Purchasing Department issued over 3000 purchase orders having an approximate dollar value of \$17,653,477.80.

Major contracts procured during Fiscal Year 2011 included:

- Generator services for City buildings
- Heating Oil – All Departments
- Boiler services for City buildings
- Full Measure and List for Assessor
- Update Valuation for Assessor
- Building Permit Supplemental for Assessor
- Snow Removal and Sanding for Public Schools
- Snow Removal and Plowing for Public Works
- Paving for Public Works
- Pavement Marking for Public Works
- On-Call Construction for Water & Sewer
- Roof Repairs at Fire Station
- Aerial Ladder Truck for Fire Department
- Rescue/Pumper/Brush Truck for Fire Department
- Maintenance Shed at Golf Course
- Underground Wiring for Golf Course

- Golf Course Restaurant
- Reservation Software for Golf Department
- Bi-directional Tractor for Golf Department
- Tree Work for Municipal Grounds Department
- Forestry Management Plan
- Violation Processing for Parking Department
- Owner's Project Manager for Police Department
- Design Contract for Police Department
- Emergency Hot Water Tank for Gardner High School
- Owner's Project Manager for Gardner School Roofing Project
- Roof Projects for Gardner Public Schools
- Fire Alarm System for Gardner High School
- School Transportation
- Geographic Information System Software for Survey Department
- Cruiser for Police Department
- Sale of Property at Park Street, Wickman Drive and Elm Street

In Fiscal Year 2011, Gardner performed as the lead community in a Collaborative School Transportation Bid, the first of its kind in the Commonwealth. This resulted in a net savings of five percent (5%) for the participating communities as compared to the expected five percent (5%) increase that was anticipated if the entities had bid separately. This bid is now being used as a model for other collaborative efforts.

The Purchasing Office also conducted an auction of surplus supplies, vehicles and equipment for the City and School Departments.

The above mentioned procurements were conducted using quotes, bids and proposals in accordance with Massachusetts General Law. Purchasing Department staff, in cooperation with the requesting departments, developed specifications, researched potential vendors/suppliers/contractors, and evaluated and awarded the appropriate contracts.

The Chief Procurement Officer also manages general contracts, monitors contract performance, and works with all departments to be abreast of current developments in pricing, market conditions and the availability of new products.

In Fiscal Year 2011, the Purchasing Department reduced overhead costs and increased efficiency by implementing a paperless method for departments to requisition items electronically, and requiring bids be provided to bidders electronically rather than by mail. The department also continues to expand use of the City website.

In Fiscal Year 2012, the department will further reduce overhead by submitting purchase orders electronically to vendors. The Director is participating in several workgroups with the Commonwealth's Operational Services Division to develop collaborative purchasing agreements. Gardner continues to be a lead community in collaborative purchasing agreements with surrounding communities to increase buying power and reduce costs for our municipality and those of our neighbors.

Respectfully submitted,

Mary A. Delaney
Director of Purchasing

**Annual Report
Of the
Gardner School Committee
Gardner, Massachusetts
2011**



2011 Gardner School Committee

L-R: Paul Tassone, Carol Bailey, Christine Wilson, Finance Officer,
Dr. Carol Daring, Superintendent of Schools, Mayor Mark Hawke, Chair,
Matthew Vance, James Boone, Vice Chair, John LaFreniere.

Photo by Karen Scanlon

School Committee Members

Mayor Mark Hawke, Chairman	985 West Broadway
James Boone, Vice Chair	50 Ash Street
Christine Wilson, Finance Officer	41 Holly Drive
Paul Tassone, Secretary	275 Brookside Drive
John LaFreniere, Member	72 Kendall Street
Carol Bailey, Member	107 Rich Street
Matthew Vance, Member	33 A Street

School Committee Meetings

The regular meeting of the School Committee is held on the second Monday of every school month at 7:00 PM in Council Chambers, City Hall. When Monday is a legal holiday, the meeting takes place the following day, and in January, the organizational meeting takes place after the first City Council meeting of the new year.

Standing Subcommittees of the School Committee

In addition to several Negotiations Subcommittees, the following are subcommittees of the School Committee:

Policy Subcommittee	Finance Subcommittee
Facilities Subcommittee	Technology Subcommittee
Transportation Subcommittee	Athletic Council

Membership in the various subcommittees is determined annually.

Central Administration

Dr. Carol Daring	Superintendent of Schools
Michael Hurd	Assistant Superintendent of Schools
Catherine Goguen	Business Administrator
Dr. John Salovardos	Director of Special Education
Karen Scanlon	Director of Technology
Susan Hui	Grants Administrator

The Administrative Offices of the Gardner Public Schools are located at 70 Waterford Street, next door to the Waterford Street School.

The Gardner Public Schools website, www.gardnerk12.org, provides the best possible communication between the schools, students, and parents.

Mission Statement

The Gardner Public School System's mission is to create an environment to enable students to think critically, communicate effectively, work independently and collaboratively, and demonstrate sufficient academic competencies and skills to compete effectively in a diverse democratic society.

The Students and the Schools

The Gardner Public School District includes three elementary schools, Elm Street School, Helen Mae Sauter School, and Waterford Street School, plus Gardner Middle School and Gardner High School. In addition, the Gardner Academy for Learning and Technology (GALT), an alternative middle school/high school program, operates out of the former Prospect School. A total of 2,529 students were enrolled in the Gardner Public Schools as of October 3, 2011.

The Gardner Public Schools continues to be one of the most sought-after school districts in the area, accepting students from all surrounding towns under the Massachusetts Interdistrict School Choice program.

Major Highlights of the Year

- **National Title I Distinguished School**

In January of 2011, the Helen Mae Sauter School was honored at the National Title I Conference in Tampa, Florida as a Distinguished School in Category 1, exceptional student performance for two or more consecutive years. Since 1996, the National Title I Distinguished School Program has honored schools across the country for their innovation in helping Title I populations achieve high educational standards. Selected from each state by members of the National Title I Association, these schools represent examples of superior Title I programs in one of two categories. This was a great honor for our Helen Mae Sauter School's students, staff and principal.

- **Massachusetts School Building Authority**

The Massachusetts School Building Authority Board voted to approve roof projects at three of the Gardner Public Schools (Gardner High School, Elm Street School and Waterford Street School). Bidding specifications went out and Reliable Roofing of Framingham was selected as the low bidder. The bid came in at about \$900,000 below the estimate. Work began at Gardner High School toward the end of June. After completion of the work at Gardner High, work commenced at Elm Street School and finished up at Waterford Street School. By the time the new school year began in the fall of 2011, the roof projects were substantially complete. The cost to the taxpayers was only 26.72% of the full cost since 73.28% was reimbursed by the MSBA.

- **Transportation for All Eligible Students**

Thanks to Mayor Hawke and the Gardner City Council, transportation for all eligible students in grades kindergarten through grade twelve was possible in the fall of 2011 for the first time in many years. Students who live the required distances from each school were provided transportation at no cost on yellow school buses.

- **Massachusetts School Building Authority Statements of Interest**

We have continued to apply for additional projects that would be reimbursable under the same terms as the roof projects. The School Committee and the City Council have authorized the Superintendent to submit Statements of Interest for various Massachusetts School Building Authority (MSBA) funded projects at Gardner High School under the Science Labs Initiative and the Accelerated Repair Program for upgrades to science labs, new windows/doors, and new heating boilers, at Gardner Middle School under the Accelerated Repair Program for new heating boilers and at Helen Mae Sauter School and Waterford Street School for future renovation/expansion projects.

- **Bullying Plan**

Gardner's Bullying Prevention and Intervention Plan was submitted to the Department of Elementary and Secondary Education in March and was accepted as submitted. This plan outlines specific actions to be taken if bullying occurs in any of our schools. The plan also defines in detail the various initiatives in place to prevent such behavior from occurring. The underlying goal of such a plan is to create and maintain a culture where all feel safe and accepted.

- **NAWWG-MT**

In November, the Gardner Public Schools joined in a common day with our NAWWG-MT district members for a combined full day of professional development. The common theme for this day was the new Common Core Standards. Bob Bickerton, DESE Associate Commissioner, served as the keynote speaker, focusing on the new Massachusetts Curriculum Frameworks that include the national Common Core standards plus the additions made by the MA DESE. Following his presentation, teachers and tutors moved to breakout sessions in either Literacy or Math with their subject area and grade level colleagues. Teachers and tutors reviewed and discussed the impact of the new Frameworks on their instruction. Gardner's staff members viewed a demonstration of the Atlas Curriculum Mapping Software that is now available in our schools. The Special Education directors from the NAWWG-MT districts provided two breakout sessions on mental health issues and Special Education regulations for paraprofessional employees.

- **MCAS Passing Rates for 10th Graders**

In 2010, the percentage of students from the Class of 2012 who passed ELA on their first try was 81.05%. The percentage of who passed Math on their first try was 74.44%. For Science the percentage was 77.09%. 2011 saw an increase in the percentage of 10th graders who passed their MCAS tests on the first try. In 2011, the percentage of students from the Class of 2013 who passed ELA on their first try was 91.27%. For Math the percentage was 86.04% and for Science the percentage was 86.04%.

- **TipSoft Crime Reporting**

In June, the School Committee voted to implement the TipSoft Crime reporting software program. TipSoft is a web-based crime reporting system where people in both the school and the general community can anonymously submit tips and information regarding crime or potential criminal acts to the Police Department. Current users of TipSoft include over 600 Crime Stoppers programs, schools, and universities from some of the smallest areas up to the New York City Police Department, the Los Angeles Police Department, and the United States Department of Homeland Security. In September, central office administrators together with administrators from Gardner High School and Gardner Middle School and representatives from the Gardner Police Department completed the training necessary to implement TipSoft. To ensure that students and their families were aware of TipSoft, posters were hung, OneCall calls were done and students had an assembly, which gave them an overview of the program and how it is to be used.

Gardner High School, Grades 9-12
Donna M. Pierce, Principal
Mitchel G. Aho, Assistant Principal
Timothy J. McCormick, Assistant Principal

Gardner High School has an impressive history of providing a broad and deep educational program. Course offerings, school-wide expectations, educational goals and objectives, graduation requirements, as well as the policies and procedures that guide the school's daily life, are grounded in the Mission Statement: *At Gardner High School, we strive to prepare all students to become educated, productive, and responsible citizens.*

Partnership for Success

Partnership for Success, a full-year program offering credits for both 9th and 12th graders who successfully complete the program, was new at Gardner High School this year. The goal of *Partnership for Success* was improving 9th grade student achievement. Incoming 9th graders who were identified as being at risk were partnered with exceptional 12th graders who served as mentors and tutors. Mentors and mentees met daily during common block time. Mr. Gardella, the Program Coordinator, and Mrs. McCrillis, the 9th grade Guidance Counselor, provided training and support.

Senior mentors assisted freshmen by providing guidance and advice, helping with basic literacy skills, homework, study skills, outlining, note taking, class projects, presentations, organization, preparation for quizzes and exams, time management, and acting as advocates for their mentees. Incentives for the senior mentors included a leadership opportunity, an excellent addition to college resumes, mentoring and tutoring experience, an important contribution to GHS, and improving interpersonal skills.

The immediate goal of the program was to reduce the 9th grade failure rate and prevent future dropouts. The failure rate for core classes for the mentees was only 4%. For the first quarter of the 2011-2012 school year, eight of the mentees made the honor roll. The mentees were honored at a breakfast in November where mentors were able to tell the mentees how proud they were of the work the mentees had done. Additionally, the program helped to raise levels of school participation in sports, clubs, and other school activities, provided both seniors and freshmen with responsibility, and, most importantly, improved school climate.

GFA Financial Education Fair

On April 29, 2011, GFA Federal Credit Union held a successful Financial Education Fair at the high school. Approximately 145 students participated in this event, which also hosted vendors from local businesses. The fair was hands-on in that it propelled students through the personal financial management process, including career selection, budgeting for housing (including whether to live with or without a roommate), groceries, utilities, transportation, luxuries and more. Many of the participating students found this to be an eye-opening experience, and they expressed amazement at how expensive everything is in "the real world."

Worcester Art Museum's Youth Art Month Exhibit and Annual Teen Night

Gardner High School Art teacher Susan Gallagher coordinated the Gardner Public School students' representation at the Worcester Art Museum's Youth Art Month Exhibit and Annual Teen Night celebration. Ms. Gallagher put together a lovely evening with a Celtic singer providing entertainment and with Worcester County Sheriff Lew Evangelidis as the main speaker.

Graduation

On June 4, 2011 GHS hosted its 136th Commencement Ceremony, graduating 162 students. The post-graduation plans for those students included: 146 planned to attend college, 2 planned to attend cosmetology school, 1 planned to attend trade school, 1 planned to attend cooking school, 5 were entering the military service and 7 were either entering the work force or were undecided. Of those planning to attend college, 61 were attending Mount Wachusett Community College, 13 were attending University of Massachusetts at Amherst, Boston or Dartmouth and 5 were attending Fitchburg State University. The remainder of the college bound students were planning to attend a variety of schools including Assumption College, Framingham State University, Worcester Polytechnic Institute (WPI), University of Vermont, Universal Technical Institute (UTI), Stonehill College, Salem State University, Northeastern University, Worcester State University, University of Central Oklahoma, and Harding University as well as other schools. Kasey LeBlanc, the class valedictorian, entered Harvard as a freshman in the fall of 2011.

John and Abigail Adams Scholarships

Forty-eight Gardner High School Class of 2012 students qualified for the Adams scholarships. These scholarships provide tuition waivers, but not fee or room and board waivers, for Massachusetts state colleges and universities.

GHS Student Success Assembly

At a school wide Student Success Assembly in November, students who had made significant academic progress over the course of a year were recognized and shared their individual stories. Audience members included family members of these students as well as forty-three other students who had failed two or more courses for the first quarter this year. The idea was for the students who were having difficulty to hear directly from peers who had been in the same situation. For several students who made honor roll or principal's list, the increases in numerical grades were dramatic, often in the 40-50 point range. Each student being recognized spoke eloquently about what motivated them to do better and the difference their new focus and success have made. The students revealed how stress disappeared when they simply did the required work, while respect increased markedly now that they perform well academically.

National Student Leadership Conference

Two GHS juniors, Michael Nicholson and Daniel Evans, were selected to participate in this program. This was the first time in many years that Gardner High School was represented at the conference. Selection was based upon PSAT scores and transcripts. During the summer of 2011 the students had the opportunity to visit Washington, DC and take part in many activities related to politics and policy for Mike and international diplomacy for Dan.

Accuplacer Test

In November, 115 GHS seniors took the Accuplacer test at Mount Wachusett Community College. The purpose of Accuplacer tests is to provide students with useful information about their academic skills in math, English, and reading. The results of the assessment, in conjunction with the students' academic background, goals, and interests, are used by academic advisors and counselors to determine course selection. Students cannot "pass" or "fail" the placement tests, but it is important that they do their best on these tests so that they will have an accurate measure of their academic skills.

Gardner Academy for Learning and Technology

Mark J. Pellegrino, Principal

The Gardner Academy for Learning and Technology (GALT) School, formerly known as the Prospect Street School, was opened in 2010. GALT was originally conceived as a dropout prevention and credit recovery program for students challenged by traditional educational settings. GALT currently provides an alternative educational environment, offering a unique setting and approach to learning by promoting continued credit recovery and credit acceleration avenues, reintegration and social awareness. Students are encouraged to commit to the model and have the opportunity to explore new learning opportunities while working to achieve their secondary education goals.

GALT provides students with a lower teacher to student ratio which allows for better relationship building and which allows teachers to better focus on the individual learning styles of each student. By providing students who are at risk of dropping out, or those who have decided to return, with an opportunity to earn a high school diploma, we are not only providing these students an opportunity to earn more in their life time and access better jobs, but we are also reducing indirect costs those students who do drop out impose upon the community as a whole.

Graduation

In January of 2011, GALT honored six students with a brunch and presented them with their diplomas. These were the first students to earn their diplomas since GALT opened.

In June 2011, GALT held its second graduation ceremony, graduating 25 students. Post-graduation plans for those students included: 9 attending college (8 Mount Wachusett Community College, 1 Quinsigamond Community College), 1 attending trade school, 2 attending cosmetology school, 3 entering the military service and 10 entering the work force.

Community Garden Project

The Community Garden Project, organized by community volunteer Lorrie Legault, is designed to have students organize, plant, and cultivate a garden. The bigger goal, however, is to have students make connections with their community through developing the garden and seeing the "fruits" of their labor. The program allows students to provide approximately 75

hours of community service and to earn 2.5 credits toward graduation while building students' character, increasing the sense of community and fostering in students a chance to think globally by acting locally.

Redesigned Schedule

GALT redesigned its students' schedules to increase class time per course. Monday through Thursday students attend core classes, but the school day now starts at 9:15 AM. On Thursday afternoons, academic support labs are held. These labs are staffed by core faculty who administer assessments and help students who are struggling to meet standard. Fridays continue to be a makeup/extra help day for students and offer a fitness class, a career development class and a science lab to supplement our physical science elective.

Financial Management Program

Guidance Counselor Monique LeBlanc organized lectures addressing financial management with GALT students. Volunteers from TD Bank North came in to discuss the basics of balancing a checkbook, creating a budget and supporting that budget with a career, credit worthiness and credit cards, and money management and saving.

Cheese, Chowder, Chocolate and Cheer Celebration

In December, the GALT School celebrated students' academic excellence by hosting "Cheese, Chowder, Chocolate and Cheer." GALT students were recognized for academic achievement (B average) and academic excellence (A average). Following the refreshments, Principal Mark Pellegrino opened the awards section of the program by noting that, while these awards might be the first for many students, they certainly won't be the last. Parents as well as the students themselves were very proud. Faculty members were present to support their students. There was a door prize given and academic award winning students earned 25 tickets for every "B" grade and 50 tickets for every "A." At the end of the night, one ticket was drawn and that lucky student, Brandi Kinney, received a NOOK Color that had been donated by the staff.

One of GALT's top students was honored with the Principal's Award. Adam Theriault earned this highest award for earning high honors and demonstrating leadership qualities on a daily basis. Adam was awarded a free dual enrollment class at Mount Wachusett Community College and is one of the students who will be taking college courses in the spring.

Friday Detention

In an effort to address student behaviors and avoid suspensions, GALT instituted a "Friday Detention" program. The program has been highly successful and has received strong support from parents.

First Parents' Night

GALT held its first parent night in October. The parents who attended had an opportunity to speak directly with the teachers about the progress of their children. The Gardner Academy for Learning and Technology prides itself on constant communication with parents and/or guardians. Parents of students are well informed of their children's progress throughout the year.

Gardner Middle School, Grades 6-8

Christopher D. Casavant, Principal

Jeff D. Dionne, Assistant Principal

Kimberly A. Davis, Dean of Students

The middle school years are exciting and challenging. Students are important members of the school community with much to contribute and many rewarding experiences to gain.

The mission of the Gardner Middle School is to develop the child's potential to become a responsible citizen by providing quality curricular and co-curricular opportunities, encouraging self-discipline, developing self-esteem, and providing for opportunities for individual development.

As a student moves from the elementary school to the middle school, he/she finds that academic demands increase and teachers expect more in terms of individual work as the student progresses to each grade level.

Forward in Health

In February, Gardner Middle School wrapped up its Forward in Health money drive. GMS students donated over a \$1,000.00 to benefit those living in Haiti.

Bobcat Singers

The Bobcat Singers (the Middle School Select Choir) attended the MICCA (Massachusetts Instrumental and Choral Conductors Association) Choral Festival in April. Choruses from across Massachusetts were judged on Tone Quality, Balance and Blend, Intonation, Expression, Style and Phrasing, Dynamics, Rhythm, Precision and Tempo, Articulation/Diction, Technical Facility and overall Repertoire.

Special Olympics

Gardner Middle School's Special Olympians as well as their Best Buddies traveled to Fitchburg State University on April 29th to compete in the 2011 Special Olympics. Gardner Middle School was well represented with 10 Olympians. The GMS PTO ensured that the athletes were also the best dressed. Through the kindness and generosity of the PTO, all of the athletes and Best Buddies were sporting a "new" GMS/Special Olympics design that certainly caught the eye of spectators and athletes alike. The athletes competed against area school districts and came home with 18 medals!!

Great East Music Festival

In May, the GMS band and chorus "wowed" the judges at the Great East Music Festival. The judges were so impressed that GMS was awarded 4 gold, 1 silver and 2 platinum medals for their outstanding performances. The organizer of the Great East Music Festival made a point to tell the GMS staff that we were the best-behaved and most appropriate music school group that he had seen in his many years running the program.

Memorial Day

At the Memorial Day celebration, the Gardner Middle School honored the men and women of the U. S. Armed Forces who gave the ultimate sacrifice in the defense of our country with several grade level events. Each grade level conducted a series of “remembrance activities” which focused on the history of Memorial Day as well as discussing key events in history that illuminated the sacrifice and dedication of our men and women in the Armed Forces. The 8th grade students wrote letters to the veterans of Gardner thanking them for their service and dedication to our country. Over 60 letters were delivered to the American Legion for the veterans to read after they were done marching in the Memorial Day parade.

All Stars Program

Gardner Middle School students participate in the All Stars Program. The All Stars program is a research-based program that helps adolescents develop positive characteristics to protect them from risky behaviors. Gardner Middle School chose the All Stars program in response to the State’s mandate regarding safety in schools. The ultimate goal of the program is to increase students’ self-esteem and help them to make good choices.

The three components of the All Stars curriculum are Core, Booster, and Plus. Each component builds on the other. Core is taught in the 6th grade, Booster is taught in the 7th grade, and Plus is taught in the 8th grade. In All Stars Core and Booster, students identify ideals, establish conventional norms, build personal commitments, and strengthen bonds between themselves and positive institutions, such as families and school. In All Stars Plus, students learn to set and achieve goals, make reasoned decisions and resist negative peer pressure.

GMS/GHS Pep Rally

The Gardner High School and the Gardner Middle School participated in the first ever GHS/GMS Pep Rally. What was originally billed as a GMS pep rally to wish the seniors luck in their upcoming games turned into a full blown Spirit Week extravaganza complete with marching band, cheerleaders, and the Wildcat mascot. The cheerleaders and band taught the GMS 6th, 7th and 8th grade students the Gardner Wildcat cheer as well as the Gardner High fight song. The rally concluded with a fitting tribute to the GMS/GHS alumni who work in the Gardner Public Schools when they were asked to lead the entire school body in the singing of the Gardner High School song.

Elm Street School, Grades 3-5

Joyce R. Swedberg, Principal

Paul A. Guerin, Assistant Principal

The Elm St. School curricula are guided by our local learning standards and require our students to become active participants in their learning process. The Program of Studies is

sequential, integrated, and developmentally appropriate. Elm Street School enables students to organize, process, and present information utilizing a variety of resources.

Elm St. School strives to provide a safe, supportive, and intellectually challenging environment that contributes to the academic and social development of each individual. All members of the Elm St. School community are valued and recognized for their achievements and efforts, treated with dignity and fairness, and expected to support the school and district's vision in all of their daily endeavors. In addition, Elm St. School is committed to working with families of its students to provide the best possible education for their child.

Before School Program

Alice Heckley, a Title I before school program tutor, coordinated a sock drive for the victims of the Japanese earthquake. Her students used the interactive white board to research what was needed and socks were at the top of the list. The students collected 571 pairs of socks and wrote an encouraging comment on each pair. The PTO graciously paid for the postage.

Elm Street Improvements and Upgrades

The roof at the Elm Street School was replaced over the summer. The auditorium was given new carpeting. Six classrooms were upgraded from carpeting to tile flooring.

Peer Mediation

Twenty-four students from Elm Street School were trained to be skilled peer mediators. This program uses conflict resolution strategies to solve peer problems. There are many student conflicts that teachers and administrators spend hours trying to resolve. The peer mediation program is in place for students agreeing to participate in the mediation session to find a peaceful resolution to a conflict.

Fourth Grade Outreaches

Fourth grade classes continued to reach out to senior citizens by visiting the Legends Rehabilitation & Nursing Center, Wachusett Manor and the Senior Center. This was a rewarding experience for the students who got an understanding of the elderly and their needs as well as for the residents. The students and residents enjoyed activities together such as Bingo and the students ended their year with a talent show for the residents.

Mural at ESS

If you have ever walked the halls of Elm Street School, you have probably gazed upon the mural in the front hallway outside of the gym that shows students from decades ago engaged in school and athletic activities. It's really gorgeous and depicts another time in the life of the school when Gardner High School was housed in the building. GHS guidance counselor Mike Richard received a phone call from Patricia Wolcott Berger, the daughter of the artist, John Wolcott, who created the mural. Ms. Berger asked to be allowed to visit with a photographer.

When Ms. Berger visited she was thrilled to see the mural again and was pleased that it remained in excellent condition. Ms. Berger relayed some interesting tidbits regarding the mural: The canvas was painted in her childhood home in Lowell and hung on the walls of her living room for months. Her father was an elementary school principal and invited some of his

students to help paint the blue background. Patricia herself was the model for the picture in the mural of a young girl holding a camera when she was ten years old.

Hands-On Science Learning

Fourth graders at ESS participated in some hands-on science learning at Northfield Mountain in Deerfield. Each fourth grader was able to experience snowshoeing and learn how to identify animal tracks.

Helen Mae Sauter School, Grades 1-3

MaryAnn P. Previti, Ed. D., Principal

The effectiveness of the Helen Mae Sauter School is determined on the basis of the conduct, character, and achievement of its students. Effective leaders and outstanding educators combine to make Helen Mae Sauter School an exemplary school.

At Sauter, students accept responsibility for their learning, decisions, and actions. They set challenging goals and give their best effort to achieve these goals. Students believe in themselves and take pride in their achievements and demonstrate a desire to learn and become actively involved in school activities. In addition, students conduct themselves in a way that contributes to a safe, orderly, positive school atmosphere, and respect and ensure the rights of others.

Helen Mae Sauter School has an effective partnership with the community. The community provides resources that enable the Sauter School to offer programs such as Character Education. Sauter parents work with teachers to emphasize the importance of education and model a commitment to lifelong learning.

Annual MLK Service Challenge Project

Helen Mae Sauter School was chosen as a site for a Martin Luther King Service Challenge Project. Nine volunteers from the central Massachusetts area were given the challenge to put together treasure chests for each classroom, which would have games and activities for students to use during indoor recess. As a bonus challenge, they had to perform three acts of kindness, collect food or money for a food pantry and raise \$33.60 to donate to the United Way Safety Net Fund to help local neighbors stay warm this winter. The unusual part of the challenge was that these volunteers did not know anything about the project until 8:00 AM the day of the challenge. The team was given \$100.00 seed money for the project. It was an extraordinary day and the result was a large number of bins full of games, flashcards, blocks, art supplies, and books for the students.

Book Bingo

The Helen Mae Sauter School PTO held their annual Book Bingo early in the year. Book Bingo allows students and family members to play a variety of games and win books to bring home for personal libraries and to practice the important skill of reading for pleasure.

Author Visit

Children's author Barbara B. McGrath visited HMS in March. She presented a program that inspires creative concepts in writing. She has been a national speaker since 1994 with the publication of her first book, *The M & M's Counting Book*. Since then, she has written over 30 books for children. Her latest book, *McGrath Math: Teddy Bear Counting*, has recently won The Oppenheim Book Award.

Tiles

The Gardner Visiting Nurses Association invited the HMS and WSS second graders to create tiles of their artwork. The tiles are similar to the ones that last year's second graders made for the new addition to the Henry Heywood Hospital. During March, second graders started their artwork. Once completed, the tiles were sent to Silver Graphics, a New York company that made last year's tiles. The tiles were mounted in panels and the panels were mounted in the renovated lobby and Adult Day Health Services dining room at GVNA.

Big Chair Dedication

Just in time for Thanksgiving, Gardner got its big chair back, adorned with a ribbon with "Happy Thanksgiving" wrapped around its seat back. The chair had been missing from its usual place in front of Helen Mae Sauter since September 11th, when it vanished in the early morning hours. The chair was taken to the Maki Building Center for repairs and refurbishment. The dedicated employees at Maki Corp. spent countless hours, a true labor of love, restoring this symbol of the city. On a Monday afternoon in December, Helen Mae Sauter students, teachers and staff gathered on the lawn of the school, along with Mayor Hawke and City dignitaries, as the "Big Chair" was rededicated. The students especially loved the giant scissors!

Waterford Street School, Grades Pre-Kindergarten-2

F. Daniel Hill, Principal

Ashley B. Kopley, Assistant Principal

The Waterford Street School mission is to foster the full development of each child's intellectual, creative, and physical capabilities and educate the child to live effectively and cooperatively with others.

Waterford Street School is fortunate to have such a dedicated, hard-working staff that works collaboratively to meet the needs of our educational community. We are working together to meet the educational, emotional, and social needs of our young students.

Title I Before School Program

In early January Title I staff member Jill Nugent started a before school program for students in Grades one and two who were identified as needing extra support in reading. Students used a computer software program known as Lexia. Lexia's activities reinforce the word attack strategies that students are taught. These strategies are used to decode and understand words, phrases and sentences. Lexia helps develop word recognition and assists with facilitating comprehension.

Off Our Rockers

The *Off Our Rockers* program continued at Waterford Street School. Gardner Public Schools, in collaboration with Heywood Hospital, Fitness Concepts, Mt. Wachusett Fitness and Wellness Center, Hannaford and Stop and Shop Supermarkets, and the Gardner Board of Health, began with the goal of creating an after school program composed of physical activity, a nutritional message, and a healthy snack. For the winter portion of the ten-week program, 117 students signed up and 118 signed up for the fall portion.

Officer Phil Presentation

The first and second grade students attended a morning assembly with JT from the Officer Phil Program. Kindergarten students had their presentation in the afternoon. JT discussed many topics that focused on safety and respect, including being nice to others, car safety, wintertime safety for outdoor activities and what to do around strangers. JT's presentations were very interactive, age appropriate and very well received by the students.

Museum of Science Visits

The Museum of Science Traveling Animal Habitat Program visited the first grade classes at Waterford Street School with some of their exhibits. The show provided the first graders the opportunity to see such animals as a box turtle, African bullfrog and an African hedgehog. The students were taught about the animals and their habitats. It was clear that the students learned new things about these animals.

Second grade students were excited to welcome the Museum of Science "Observing Air and Flight Show" to Waterford Street School. The two visitors from the Museum of Science did an excellent job with basic demonstrations of how air and flight are related. Students were able to see that air is made of multiple gases with different properties and witnessed air pressure in action. The students learned how air makes an airplane fly and observed how changing the shape of a giant ball determines whether it flops along or flies in the air.

First Grade Memorial Day Concert

On May 24th Mrs. Tucker and the first grade students did an excellent job during the annual Memorial Day Concert. The concert included selections such as The Pledge of Allegiance, *America, This Land is My Land, Freedom-Freedom, Celebrating the Flag* (a poem), *Flags Will Fly, Grand Old Flag* and concluded with the Golden Rule. This was Mrs. Tucker's last concert

at Waterford because she retired at the end of the school year.

Dances

The King and Princess Dance (formerly The Father and Daughter Dance) was a wonderful success with over 140 kindergarten, first and second grade girls and their dates attending. The DJ played child friendly music and led age appropriate activities that kept everybody busy and happy. All attendees took advantage of the wide array of baked goodies and treats available in the cafeteria.

In addition, Waterford Street School hosted the Cow Gal and Son Night Hoedown (formerly Mother and Son Dance). Over 100 kindergarten, first and second grade boys and their dates attended this fun filled night with staff supervising the event. Mrs. Goguen selected the music and led the sons and their dates through various dances and gross motor activities. All the attendees worked up quite an appetite.

Feasting on Fitness Nights

The families of Helen Mae Sauter and Waterford Street Schools took time out of their busy schedules to attend a Family Fitness Night. Those in attendance had a great workout and lots of fun. School wide, we were able to donate 1,597 cans to the CAC Food Pantry food drive. The CAC, as well as the families they help, greatly appreciated our generous contribution.

HMS and WSS Horribles Parade

Despite overcast and raw weather, many Waterford Street and Helen Mae Sauter families descended on Waterford Street School, dressed in full costume, to participate in the annual Horribles Parade sponsored by the WSS and HMS PTOs. With Doug Lepisto and the Gardner High School Band leading the parade, and the Gardner Police Department and Gardner Fire Department insuring everyone was safe, parade participants marched their way around the Waterford Street School block. The WSS and HMS PTOs provided apples and glow sticks for all participants.

Gardner Public Schools

The Gardner School Committee spent many hours reviewing the budget for the fiscal year that began on July 1, 2011. We continue to face difficult economic times. However, the School Committee worked diligently to retain as many direct services to students as possible. The good news is that we still offer a wide range of programs including advanced placement courses at Gardner High School and art, music, and physical education for all students. Also, through the generosity of the E. G. Watkins Family Foundation, we were able to reinstate the Gardner High School freshman football program.

We are proud that our focus continues to be student achievement. This is how we measure our success. Professional development held a prominent place during 2011; teachers and other staff worked diligently, using Balanced Literacy, First Steps in Mathematics, Atlas Curriculum mapping, National Institute for School Leadership (NISL), and other programs, to perfect

strategies used in our schools' classrooms. Teachers in Gardner are always working to increase their own knowledge and expand their repertoire for their students' benefit. The model used is one where small groups of teachers become proficient in an area and then teach their colleagues. This makes it possible to retain momentum and keep programs alive long after consultants have left.

Each year our students make individual gains. Our job is to assist the students in maximizing this growth. Our data collection incorporates many measures, including common assessments and state tools, to measure students' growth and identify appropriate intervention for individual students. Keeping our expectations high is what our students deserve.

Respectfully Submitted,

Carol L. Daring, Ph.D.
Superintendent of Schools

ANNUAL REPORT

SURVEY DEPARTMENT – FY2011

To His Honor the Mayor & Members of the City Council:

I respectfully submit the Annual Report of the Survey / Engineering Department for the period from July 1, 2010 through June 30, 2011. The Survey / Engineering Department staff consists of: City Engineer Robert B. Hankinson, Assistant City Engineer, position vacant, GIS Administrator Ed Goss and Clerk Typist Maureen Schnare. Our department welcomes the addition of Ed and Maureen this year and looks forward to the replacement of Dick Lawrence who retired after more than 40 years.

A brief review of the Survey Department's activities follows:

NEW RESIDENTIAL DEVELOPMENT AND CONSTRUCTION - Single family home and condominium construction was very slow during this period due to the downturned economic climate. A good indication of construction activity is the fact that only 8 new street addresses were issued during the year.

COMMERCIAL DEVELOPMENT - There has been increased interest from individuals looking into available property within the City. Work is under way at 354 Main Street by Liscotti Development, and in the works for the former Nichols and Stone site. The Bent Mill property is actively being studied and selective cleanup and demolition is taking place

SUBDIVISION ACTIVITY – Subdivision activity has predictably been very slow due to the economy; the projects on record are:

Sapphire Park – mobile home park along Pearl Street – Approved with construction under way

Wilder Brook single family home development – Active, with minor activity

Blue Heron Condominium project off lower Parker Street - Inactive

CRYSTAL LAKE WATER TREATMENT FACILITY – The Crystal Lake water treatment facility has operated reliably and efficiently. Water quality is excellent and with its reduced manpower requirements, resources of our contract operator have been directed to maintenance of the water distribution system.

SNAKE POND WELL TREATMENT FACILITY – The Snake Pond well treatment facility has operated well over FY11 with excellent water quality and system reliability.

STREET ACCEPTANCE – One new street was accepted this year; the extension of Brookside Drive.

BRIDGE RECONSTRUCTION - There are currently three bridges in the City under design for replacement or reconstruction: Winter Street, Mill Street and Pleasant Street. Travers Street Bridge is currently under construction and is scheduled for completion in calendar 2011. Work

on the reconstruction of Winter Street and Mill Street has begun. The Massachusetts Department of Transportation is responsible for design and construction of these bridges.

MISCELLANEOUS - Among the miscellaneous services provided to the City and private residents are:

1. The Engineering Department is responsible for providing inspections of seven dams in the City.
2. Our digital assessor's plans are available over the internet through the City website with a major upgrade scheduled for fiscal year 2012.
3. The Engineering Department is responsible for the administration of our Federal permit for the discharge of storm water to rivers and streams. New more strict regulations are coming regarding storm water pollution. As part of this program the City made rain barrels available to 160 residents in an effort to educate residents on storm water management and to reduce runoff to waterways in the City.
4. We continue to scan our engineering plans into digital format. In the future, all of our infrastructure information will be available via computer.
5. Prepared over 35 abutters lists various commissions or departments.
6. Assisted with approximately 372 Dig Safe requests, this is down about 150 requests from the previous year.
7. Provided prints of Assessor's plans and other record plans to realtors, contractors, private citizens and other City Departments on request.
8. Issued 8 house numbers during FY11
9. Issued 9 driveway permits during FY11
10. Four ANR plans were reviewed and signed on behalf of the Planning Board

Respectfully submitted.



Robert B. Hankinson, P.E.
City Engineer



City of Gardner Treasurer's Department

Charline M. Daigle, Treasurer
95 Pleasant Street, Room 121
Gardner, MA 01440
Tel. 978-630-4016 • Fax: 978-630-3778

To: His Honor, Mark P. Hawke, Mayor
Members of the City Council

I herewith submit the Annual Report of the Treasurer of the City of Gardner for the Fiscal Year ending June 30, 2011.

Cash on Hand, July 1, 2010	\$ 19,777,062.34	
Total Receipts, 7/1/10 –6/30/11	\$ 78,415,555.72	
		\$ 98,192,618.06
Total Disbursements, 7/1/10-6/30/11	\$ 75,657,042.00	
Cash on Hand, June 30, 2011		\$ 22,535,576.06

Respectfully submitted,

Charline M. Daigle
City Treasurer/Collector

CASH RECONCILIATION

FISCAL YEAR 2011

CITY OF GARDNER

	BALANCE GEN LEDGER First of Month	RECEIPTS	TRANSFERS DEBIT	CREDIT	WARRANTS	BALANCE GEN. LEDGER End of Month
July	\$19,777,062.34	\$5,966,645.74	\$8,567,896.54	\$8,567,896.54	\$7,493,797.86	\$18,249,910.22
August	\$18,249,910.22	\$3,490,426.65	\$3,602,407.15	\$3,602,407.15	\$3,040,831.03	\$18,699,505.84
September	\$18,699,505.84	\$8,421,136.91	\$9,970,132.58	\$9,970,132.58	\$7,454,797.20	\$19,665,845.55
October	\$19,665,845.55	\$5,755,828.62	\$12,671,546.10	\$12,671,546.10	\$6,293,062.95	\$19,128,611.22
November	\$19,128,611.22	\$4,156,248.27	\$9,986,243.97	\$9,986,243.97	\$5,600,314.08	\$17,684,545.41
December	\$17,684,545.41	\$9,081,317.28	\$14,591,241.80	\$14,591,241.80	\$8,442,971.97	\$18,322,890.72
January	\$18,322,890.72	\$7,103,558.16	\$10,821,607.78	\$10,821,607.78	\$5,499,058.90	\$19,927,389.98
February	\$19,927,389.98	\$4,031,038.73	\$11,594,138.25	\$11,594,138.25	\$5,231,949.64	\$18,726,479.07
March	\$18,726,479.07	\$8,524,787.58	\$11,842,592.95	\$11,842,592.95	\$7,180,092.49	\$20,071,174.16
April	\$20,071,174.16	\$4,630,128.50	\$7,163,254.65	\$7,163,254.65	\$6,302,819.52	\$18,398,483.14
May	\$18,398,483.14	\$7,796,063.79	\$4,947,878.99	\$4,947,878.99	\$5,076,827.57	\$21,117,719.36
June	\$21,117,719.36	\$9,458,375.49	\$12,760,209.76	\$12,760,209.76	\$8,040,518.79	\$22,535,576.06
TOTAL	\$19,777,062.34	\$78,415,555.72	\$118,519,150.52	\$118,519,150.52	\$75,657,042.00	\$22,535,576.06

**CITY TREASURER
 BONDED DEBT - FISCAL 2011**

ISSUE DATE	PURPOSE OF LOAN	KIND	PERCENT	MATURITY DATE	FY11 PAYMENT	OUTSTANDING 30-Jun-11
10/17/83	Fredette Street	Bonds	5.00%	10/27/22	\$4,485	\$53,820
10/01/99	Water Pollution Abat. Trust	Bonds	4.25-5.75%	08/01/19	\$439,445	\$4,660,788
04/05/02	Water Projects	Bonds	5.50-4.00%	04/01/22	\$325,000	\$3,475,000
04/01/03	School Remod., Parking Meters	Bonds	2.00-4.00%	04/01/16	\$270,000	\$1,090,000
11/15/03	Water Pollution Abat. Trust	Bonds	3.00-5.25%	08/01/19	\$29	\$306
11/24/04	Water Pollution Abat. Trust DW-03-10	Bonds	2.00%	08/01/24	\$169,634	\$3,085,763
06/01/05	Municipal/School Refinance 1995/1997	Bonds	3.00-5.00%	11/01/17	\$1,020,000	\$6,520,000
01/16/07	Brownfield Site Assessment/MassDevel.	Bonds	3.00%	01/01/12		\$58,000

Total Bonded Debt Payments

\$2,228,592

Total Bonded Debt - June 30, 2011

\$18,943,676

Treasurer/Collector's Department

Salaries - Fiscal 2011

Name *****	Regular Wages *****	Overtime *****	Other *****	Total *****
Treasurer/Collector	\$73,894.20		\$930.00	\$74,824.20
Assistant Treasurer/Collector	\$36,715.92	\$281.14	\$110.00	\$37,107.06
Systems Manager	\$56,057.57		\$720.00	\$56,777.57
Parking Meter Clerk	\$7,950.00			\$7,950.00
Senior Acct. Clerk	\$35,820.33	\$274.14	\$1,055.00	\$37,149.47
Senior Acct. Clerk	\$35,820.33	\$520.86	\$515.00	\$36,856.19
Total	\$246,258.35	\$1,076.14	\$3,330.00	\$250,664.49

Fiscal 2011 Accomplishments

IT Department

A new Munis server was installed in September and in November our Munis application was upgraded to version 7.5. In June 2011 steps were taken to migrate Munis to version 9.1

In February 2011 parcel numbers were added to Utility Billing accounts to consolidate our utility and tax billing system.

The Fire Departments new Pamet server installation was completed in July 2010.

Civil Enforcement Collection

During Fiscal 2011 the Collectors Department took over the collection of parking violations for the City of Gardner and Mount Wachusett Community College.

RDS Reimbursement

In January 2006, the offices of Medicare started a new program called Retiree Drug Subsidy (RDS). This program was created as an incentive for employees to continue providing Rx benefits to retirees 65 years old who qualify for Medicare A & B. The City's Blue Cross Blue Shield Medex 3 program for retirees qualifies for this subsidy. The program is administered through the Treasurer's Department and \$723,765.62 in subsidy reimbursement has been received from FY 2007 to FY 11. \$141,598.52 was received during FY 11.

ERRP Reimbursement

As part of the Affordable Care Act, The Early Retiree Reinsurance Program (ERRP) provides temporary assistance to employers and their early retirees. The Treasurer's office applied for and was approved for reimbursement by the Government's Health and Human Service Agency. We will receive 80 % of medical claims for health benefits cost between \$15,000. and \$90,000 for early retirees age 55 and older who are not eligible for Medicare.

This program began with claims dating back to June 1, 2010 and will end January 1, 2014 or sooner if the budgeted funds are exhausted. As of June 30, 2011 the City has received \$132,290.27.

Online Payments

Online payment services continues to thrive. We are now collecting for the Airport, Community Development and Planning, Golf Course, Transfer Station, Water and Sewer Department and Tax Collector Department.



GARDNER VETERANS SERVICE DEPARTMENT

95 Pleasant Street
Room 13, City Hall
Gardner, Massachusetts 01440
Telephone: 978-630-4017

PHILLIP D. BUSO
Veterans' Agent

January 6, 2012

To His Honor the Mayor, and
Members of the City Council
City Hall
Gardner, Ma 01440

Dear Mayor and City Council members;

I respectfully submit the fiscal year 2011 Annual Report of the Veterans' Service Department for the period of July 1, 2010 through June 30, 2011.

During this reporting period, this department had a high of 94 cases being assisted with Veterans Benefits under Chapter 115 of the Massachusetts General Laws. I assisted Veterans and applicants in filing for other State and Federal benefits. Numerous applications for burial in the Veterans State Cemetery in Winchendon were filed through this office.

This department continues to assist those that had their benefits terminated or interrupted by the Department of Affairs and in many cases were able to assist in a solution to the problem.

The following is a breakdown of expenditures by this department:

SALARY

Agents Salary	\$49,230.84
Longevity	<u>570.00</u>
TOTAL	\$49,800.84

DEPARTMENT EXPENSES


Office Supplies	\$1,386.98
Professional Development	<u>\$35.00</u>
TOTAL	\$1,421.98

ORDINARY BENEFITS

* Veterans Cash Benefits	\$517,890.53
* Heat and Fuel	\$60,425.91
* Doctors	\$2,811.37
* Medication	\$22,233.92
* Hospitals	\$3,635.00
* Dental	\$49.00
* Miscellaneous	<u>\$60,269.95</u>
TOTAL	\$667,315.68

The Commonwealth of Massachusetts will reimburse the City of Gardner 75% for those expenditures marked by an asterisk.

Respectfully Submitted;



Phillip D. Buso
Veterans' Agent

GARDNER CONSERVATION COMMISSION ANNUAL REPORT

To His Honor the Mayor and Members of the City Council:

The Gardner Conservation Commission is pleased to submit its Annual Report for the Calendar Year 2011:

Wetlands Protection Activities

The mission of the Gardner Conservation Commission is to protect the City's natural resources including its biodiversity, unique natural areas, wetlands and other water resources. During Calendar Year 2011, the Conservation Commission rendered 27 decisions related to wetlands protection. These decisions resulted in the issuance of three Certificates of Compliance, six Determinations of Applicability, three Emergency Certifications, five Enforcement Orders, six Orders of Conditions and four Permit Extensions.

The Commission continually scrutinizes projects for which it issues permits to ensure compliance with the state Wetlands Protection Act and the Gardner Wetlands Protection Ordinance. Some of the current projects include:

- City of Gardner hazardous materials abatement and demolition at the former S. Bent mill complex, Mill and Winter Streets
- Gardner Little League baseball field construction on Mechanic Street
- McDonald's restaurant reconstruction on Timpany Boulevard
- Northeast Veteran Training and Rehabilitation Center construction off Kelton Street
- Sapphire Park Mobile Home Court roadways off Pearl Street and Shawn Avenue
- Wilder Brook Subdivision construction at Brookside Drive

Ordinance Fees

On October 1, 2011, the Commission began collecting fees under the City's Wetlands Protection Ordinance along with those that are already collected under the State's Wetlands Protection Act. These fees will provide the Commission with additional funds to be used for wetland protection activities.

Land Purchases

In November, the Commission voted to authorize the Mayor to negotiate a purchase and sale agreement for the Smith/Rodecki property. This property consists of approximately 128 acres on Bridge Street. It will be conveyed to the City in the care, custody and control of its Department of Public Works and the Conservation Commission cooperatively. The Smith/Rodecki property will be available for passive recreation.

Conservation Commission and Staff

Conservation Commission members:

David Beauregard

Norman Beauregard

Duncan Burns

Jane Cullen

Greg Dumas, Chairman

Donna Lehtinen

Michael Roy

Conservation Agent:

Diane Torres

Conservation Commission Secretary:

Katherine Moore

Respectfully submitted,

Diane Torres, Conservation Agent

EMPLOYEE	REGULAR WAGES	OVERTIME	OTHER	TOTAL
Diane E. Torres	\$20,364.50	\$0.00	\$0.00	\$20,364.50
David F. Beauregard	\$500.00	\$0.00	\$0.00	\$500.00
Norman H. Beauregard	\$500.00	\$0.00	\$0.00	\$500.00
Duncan H. Burns	\$500.00	\$0.00	\$0.00	\$500.00
Jane F. Cullen	\$500.00	\$0.00	\$0.00	\$500.00
Gregory P. Dumas	\$375.00	\$0.00	\$0.00	\$375.00
Donna Lehtinen	\$500.00	\$0.00	\$0.00	\$500.00
Michael R. Roy	\$700.00	\$0.00	\$0.00	\$700.00
Totals	\$23,939.50	\$0.00	\$0.00	\$23,939.50

GARDNER CONTRIBUTORY RETIREMENT SYSTEM

ANNUAL REPORT FOR YEAR ENDING DECEMBER 31, 2011

The Gardner Contributory Retirement Board herewith submits the following report for the year ended December 31, 2011.

The assets of the Gardner Contributory Retirement System as of December 31, 2011, totaled \$36,951,294.76.

The total receipts for the year amounted to \$4,085,711.83. Of this amount the Annuity Savings Fund received \$1,064,667.75 from members' deductions, make-up payments, transfers from other systems and investment income credited to members' accounts. The Annuity Reserve Fund was increased by \$119,740.27 from investment income. The Pension Fund was increased by reimbursements from other systems, reimbursement from the Commonwealth of Massachusetts for COLA and Survivor benefits, and Pension Fund appropriation totaling \$2,830,756.79. The Expense fund was credited by \$292,011.33 from investment income. The Military Service Fund was increased by \$12.85 from investment income. Federal Grant reimbursements and interest not refunded added \$47,480.07. The loss to the Pension Reserve Fund of (\$268,957.23) was the result of net investment losses for the year coupled with payments to income required funds.

The total disbursements amounted to \$5,356,293.85. Of this figure, members' refunds and transfers to other systems totaled \$207,138.95. The total annuities paid, including Option B refunds, were \$667,695.31. The total pensions paid equaled \$3,988,620.53. Other systems were reimbursed \$200,827.73. Total expenses paid were \$292,011.33.

The total membership as of December 31, 2011, was 521. There were 253 active members, 37 inactive members, and 231 retirees.

The following is a December 31, 2011, Balance Sheet:

ASSETS

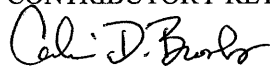
Cash	\$ 0
Pension Reserves Investment Trust (Cash)	58,323.11
Pension Reserves Investment Trust (CORE)	34,205,458.87
Accounts Receivable	2,889,179.45
Accounts Payable	(201,666.67)
 Total	 \$36,951,294.76

LIABILITIES

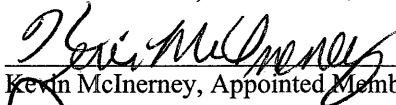
Annuity Savings Fund	\$ 10,860,707.96
Annuity Reserve Fund	3,904,874.45
Military Service Fund	6,437.49
Pension Fund	756,004.70
Pension Reserve Fund	21,423,270.16
 Total	 \$36,951,294.76

Page 2
Gardner Contributory Retirement System
March 26, 2012
Annual Report
Year Ending December 31, 2011

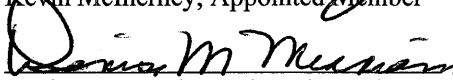
Respectfully submitted,
CONTRIBUTORY RETIREMENT BOARD



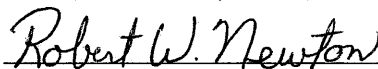
Calvin D. Brooks, Ex-Officio & Chairman




Kevin McInerney, Appointed Member



Denise M. Merriam, Elected Member



Robert W. Newton, Elected Member



Neil W. Janssens, Appointed Member

COUNCIL ON AGING

The Gardner Council on Aging's mission consists of three core responsibilities. One is to identify the needs of the community's elderly population and to know the resources that are available. Second is to educate the community at large in the needs of seniors. Last is to design, promote and implement needed services for the elderly and to coordinate with existing services for them. The Council on Aging operates the Senior Center in the Charles P. McKean Building which is located at 294 Pleasant Street. The community-gathering place is open Mondays through Thursdays from 8:00 a.m. till 4:30 p.m., and on Fridays open till 4:00p.m. Members on the board, for 2011, who oversee the Council on Aging are: Chairman, Patricia Jandris; Secretary, Carol Baublis; Edward Lepkowski; Robert Rousseau; Roger LeBlanc; John Sendrowski; and Marcelle Cormier.

Council on Aging services include: transportation for elderly and handicapped; information and referral; ID cards for local merchants and MART transportation; week-day lunches and Thursday breakfasts; monthly newsletter and activity lists for local media; Legal Aid, AARP Tax Counseling, and aid in personal needs. Transportaion is available Monday through Friday to all locations in Gardner. This service is the backbone of our responsibility to older adults. The Council on Aging works with Montachusett Regional Transit Authority (MART) in making this transportation available. Volunteers continue to play a vital role in the activities held in the Senior Center.

Once a year the Council on Aging holds an appreciation dinner for everybody who volunteered. CAPS Educational Collaborative, directed by Mark Lynch, prepared and served a meal for over 80 individuals. The hours these people donated were under four thousand. Other special activities include Thanksgiving Day Dinner and Christmas Day Dinner. Each dinner is served on the designated holiday with Thanksgiving at the Gardner Elks Club and Christmas Dinner at the Gardner American Legion Club.

Roughly seventy attended each club with over one-hundred shut-ins having received home delivery. Also we work in conjunction with the American Association of Retired Persons and Department of Agricultural Resources. With the AARP we assist in helping people who are elders or low income in completing their income tax forms. Farmers' Market Coupons for Low Income Elders are distributed at the Senior Center and at other proper locations. Ladies from Circle of Artists, painters from Westminster and area came on Friday mornings. Also, a group of ladies from Montachusett Quilters came the third Tuesday of each month in the evening. Use of the Senior Center was done frequently by the Gardner CAC

Services offered are yearly tallied in two categories. Those individual elders (unduplicated) using the services, and those continually using the facilities who are counted as units of service (duplicated)). During the year, there were 1,423 elders who used the facilities and services. The Council on Aging is appreciative of the community and individuals who donated their time. Attendance of the programs for 2011 is:

- *Golden Age Club Meeting at the Senior Center (197 elders, 945 units of service)
- *AARP Meeting at Senior Center (261 elders, 720 units of service)
- * Referral and General Information (455 elders, 2,275 units of service)
- * Transportation (248 elders, 8,035 units of service)
- * Disabled Transported (25 unduplicated, 810 units of service)
- * Congregate Meals (67 elders, 4,783 units of service)
- * I.D. Cards issued “discounts with merchants” (25 issued)
- * MART I.D. Cards “discounts on bus and train” (25 issued)
- * Newsletters issued monthly (2,000 each month)
- * Health Benefits Counseling (160 elders, 210 units of service)
- * Recreation (10,660 elders units of service at Senior Center)
- * Legal Assistance (10 elders, 10 units of service)
- * Brown Bag (44 elders, 528 units of service)
- * Health screening and Fitness/exercise (65 elders, 2,120 units of service)
- * Farmer’s Market Coupons (100 participants)
- * Breakfast on Thursdays (43 elders, 810 units of service)
- * Monthly Dinners with CAPs’ (235 elders, 1,407 units of service)
- * Introduction to the Internet (76 elders, 269 units of service)
- * Circle of Artists (12 elders, 62 units of service)
- * Montachusett Quilters (38 elders, 102 units of service)

The Senior Center is a very active location for socializing. There are daily and weekly activities. Among the popular activities are; Bingo, Line Dancing, Billiards, Cribbage, Whist Game, card games, and movie time. Gardner’s Senior Center is very fortunate in having local media to convey information to the public. The Gardner News has a section in the Wednesday issues entitled “Senior Corner.” Our schedules are found in this well read newspaper. “Greater Gardner Chair City Review” is written and delivered by the Council on Aging. Also, local cable television has on channel 8 information important to older adults. The director of the Council on Aging attends meetings of the Gardner Golden Age Club and The Greater Gardner Chair City Local Chapter 3237 of AARP and informs club members of up-to-date information.

Executive Office of Elder Affairs awarded the COA a Formula Grant of \$25,763.00 and the Knowlton Foundation for the Elderly, Inc. the amount of \$1,250, with Worker's Credit Union donating \$1,000.00. Formula Grant money was used to subsidize the Coordinator/Assistant position, provide for mileage, utilities, equipment/furnishings, supplies, dues, conference/meeting attendance and volunteer recognition. The Knowlton Foundation's assistance and that from the Workers' Credit was for the benefit of elderly people through monthly dinners at the Senior Center.

The introduction to the internet is entitled "Generations on Line." The program is financed through Senior Corps and is administered by Worcester Catholic Charities. Specially designed for seniors, the program is individualized and self-paced. One on one with a peer coach and it's free. The program is receiving good attendance. The peer coach is also helping with other activities at the Senior Center.

**CITY OF GARDNER, MASSACHUSETTS
DEMOCRATIC STATE PRIMARY - OFFICIAL RESULTS
September 14, 2010**

GOVERNOR	1A	1B	1C	2A	2B	3A	3B	4A	4B	5A	5B	TOTAL
BLANKS	38	22	0	36	22	37	49	34	28	30	41	337
Deval L. Patrick	98	51	5	100	67	70	113	99	71	88	121	883
Charles Baker	0	1	0	1	1	5	0	1	0	0	0	9
Timothy Cahill	0	1	0	2	0	0	0	1	0	1	1	6
WRITE-INS - ALL OTHERS	0	1	1	0	0	0	0	1	1	2	1	7
TOTAL	136	76	6	139	90	112	162	136	100	121	164	1,242
LIEUTENANT GOVERNOR	1A	1B	1C	2A	2B	3A	3B	4A	4B	5A	5B	TOTAL
BLANKS	29	15	0	38	18	20	40	25	24	23	36	268
Timothy P. Murray	107	61	6	101	71	91	122	111	76	98	128	972
WRITE-INS - ALL OTHERS	0	0	0	0	1	1	0	0	0	0	0	2
TOTAL	136	76	6	139	90	112	162	136	100	121	164	1,242
ATTORNEY GENERAL	1A	1B	1C	2A	2B	3A	3B	4A	4B	5A	5B	TOTAL
BLANKS	40	23	0	35	21	24	47	34	22	24	32	302
Martha Coakley	96	53	6	104	67	88	114	102	77	96	131	934
WRITE-INS - ALL OTHERS	0	0	0	0	2	0	1	0	1	1	1	6
TOTAL	136	76	6	139	90	112	162	136	100	121	164	1,242

**CITY OF GARDNER, MASSACHUSETTS
DEMOCRATIC STATE PRIMARY - OFFICIAL RESULTS
September 14, 2010**

SECRETARY OF STATE	1A	1B	1C	2A	2B	3A	3B	4A	4B	5A	5B	TOTAL
BLANKS	37	20	0	41	21	20	44	30	23	26	40	302
William Francis Galvin	99	56	6	98	68	91	118	106	77	95	124	938
WRITE-INS - ALL OTHERS	0	0	0	0	1	1	0	0	0	0	0	2
TOTAL	136	76	6	139	90	112	162	136	100	121	164	1,242
TREASURER	1A	1B	1C	2A	2B	3A	3B	4A	4B	5A	5B	TOTAL
BLANKS	25	14	0	30	12	16	23	16	11	20	23	190
Steven Grossman	56	30	6	68	33	53	78	62	40	47	71	544
Stephen J. Murphy	55	32	0	41	45	43	61	58	49	54	70	508
WRITE-INS - ALL OTHERS	0	0	0	0	0	0	0	0	0	0	0	0
TOTAL	136	76	6	139	90	112	162	136	100	121	164	1,242
AUDITOR	1A	1B	1C	2A	2B	3A	3B	4A	4B	5A	5B	TOTAL
BLANKS	9	5	1	11	9	13	14	10	5	11	16	104
Suzanne M. Bump	47	23	4	48	21	18	37	46	30	15	51	340
Guy William Glodis	66	41	1	65	46	71	96	69	56	82	85	678
Mike Lake	14	7	0	15	13	10	15	11	9	13	12	119
WRITE-INS - ALL OTHERS	0	0	0	0	1	0	0	0	0	0	0	1
TOTAL	136	76	6	139	90	112	162	136	100	121	164	1,242
REPRESENTATIVE IN CONGRESS	1A	1B	1C	2A	2B	3A	3B	4A	4B	5A	5B	TOTAL
BLANKS	30	14	0	34	15	17	27	27	16	21	33	234
John W. Olver	106	61	6	105	74	93	135	109	83	98	131	1,001
WRITE-INS - ALL OTHERS	0	1	0	0	1	2	0	0	1	2	0	7
TOTAL	136	76	6	139	90	112	162	136	100	121	164	1,242

**CITY OF GARDNER, MASSACHUSETTS
DEMOCRATIC STATE PRIMARY - OFFICIAL RESULTS
September 14, 2010**

COUNCILLOR	1A	1B	1C	2A	2B	3A	3B	4A	4B	5A	5B	TOTAL
BLANKS	64	31	2	56	26	38	53	39	33	35	61	438
Francis A. Ford	72	45	4	83	63	73	109	97	67	86	103	802
WRITE-INS - ALL OTHERS	0	0	0	0	1	1	0	0	0	0	0	2
TOTAL	136	76	6	139	90	112	162	136	100	121	164	1,242
SENATOR IN GENERAL COURT	1A	1B	1C	2A	2B	3A	3B	4A	4B	5A	5B	TOTAL
BLANKS	39	22	0	34	18	25	41	23	26	26	33	287
Jennifer L. Flanagan	97	54	6	105	72	86	121	113	73	95	131	953
WRITE-INS - ALL OTHERS	0	0	0	0	0	1	0	0	1	0	0	2
TOTAL	136	76	6	139	90	112	162	136	100	121	164	1,242
REPRESENTATIVE IN GENERAL COURT	1A	1B	1C	2A	2B	3A	3B	4A	4B	5A	5B	TOTAL
BLANKS	6	2	0	7	4	5	8	11	2	2	1	48
Amy Feeley-Knuuttila	23	19	0	30	23	37	48	34	25	11	48	298
Patrick M. Gerry	106	55	5	102	62	69	106	91	73	108	115	892
WRITE-INS - ALL OTHERS	1	0	1	0	1	1	0	0	0	0	0	4
TOTAL	136	76	6	139	90	112	162	136	100	121	164	1,242
DISTRICT ATTORNEY	1A	1B	1C	2A	2B	3A	3B	4A	4B	5A	5B	TOTAL
BLANKS	43	23	0	48	19	25	42	29	25	28	38	320
Joseph D. Early, Jr.	93	53	6	91	70	86	120	107	75	93	126	920
WRITE-INS - ALL OTHERS	0	0	0	0	1	1	0	0	0	0	0	2
TOTAL	136	76	6	139	90	112	162	136	100	121	164	1,242
SHERIFF	1A	1B	1C	2A	2B	3A	3B	4A	4B	5A	5B	TOTAL
BLANKS	21	3	2	13	5	8	10	8	4	15	13	102
Scot J. Bove	54	26	1	70	35	43	86	70	43	53	88	569
Thomas J. Foley	59	45	3	56	48	60	65	57	53	53	63	562
Lewis Evangelidis	0	2	0	0	2	1	0	1	0	0	0	6
WRITE-INS - ALL OTHERS	2	0	0	0	0	0	1	0	0	0	0	3
TOTAL	136	76	6	139	90	112	162	136	100	121	164	1,242

**CITY OF GARDNER, MASSACHUSETTS
REPUBLICAN STATE PRIMARY - OFFICIAL RESULTS
September 14, 2010**

SENATOR IN GENERAL COURT	1A	1B	1C	2A	2B	3A	3B	4A	4B	5A	5B	TOTAL
BLANKS	16	17	1	9	11	4	12	9	6	11	22	118
Neil Andrew Heeren	52	40	7	40	39	19	38	37	22	33	59	386
WRITE-INS - ALL OTHERS	0	0	0	0	0	0	0	0	0	0	0	0
TOTAL	68	57	8	49	50	23	50	46	28	44	81	504
REPRESENTATIVE IN GENERAL COURT	1A	1B	1C	2A	2B	3A	3B	4A	4B	5A	5B	TOTAL
BLANKS	11	10	0	7	6	3	5	6	4	8	13	73
Richard Bastien	56	47	8	41	44	20	45	39	24	36	67	427
WRITE-INS - ALL OTHERS	1	0	0	1	0	0	0	1	0	0	1	4
TOTAL	68	57	8	49	50	23	50	46	28	44	81	504
DISTRICT ATTORNEY	1A	1B	1C	2A	2B	3A	3B	4A	4B	5A	5B	TOTAL
BLANKS	67	57	8	48	49	23	49	46	27	44	79	497
WRITE-INS - ALL OTHERS	1	0	0	1	1		1	0	1	0	2	7
TOTAL	68	57	8	49	50	23	50	46	28	44	81	504
SHERIFF	1A	1B	1C	2A	2B	3A	3B	4A	4B	5A	5B	TOTAL
BLANKS	7	8	0	6	4	2	6	2	2	8	11	56
Lewis G. Evangelidis	61	48	8	43	46	21	44	44	25	36	70	446
WRITE-INS - ALL OTHERS	0	1	0	0	0	0	0	0	1	0	0	2
TOTAL	68	57	8	49	50	23	50	46	28	44	81	504

**CITY OF GARDNER, MASSACHUSETTS
NOVEMBER 2, 2010 STATE ELECTION - OFFICIAL RESULTS**

GOVERNOR & LT. GOVERNOR	1A	1B	1C	2A	2B	3A	3B	4A	4B	5A	5B	TOTAL
BLANKS	2	3	1	4	4	7	8	2	2	4	1	38
Patrick and Murray	345	192	44	267	269	216	315	254	184	228	347	2,661
Baker and Tisei	361	261	52	249	379	165	303	221	149	247	356	2,743
Cahill and Loscocco	58	58	12	73	91	53	75	50	44	64	77	655
Stein and Purcell	9	9	3	10	9	16	17	10	9	12	16	120
WRITE-INS - ALL OTHERS	1	1	0	0	1	0	1	0	0	1	0	5
TOTAL	776	524	112	603	753	457	719	537	388	556	797	6,222
ATTORNEY GENERAL												
BLANKS	8	10	5	7	13	9	28	12	8	12	13	125
Martha Coakley	438	284	60	358	386	294	430	315	241	315	442	3,563
James P. McKenna	330	230	46	237	354	154	260	210	139	229	342	2,531
WRITE-INS - ALL OTHERS	0	0	1	1	0	0	1	0	0	0	0	3
TOTAL	776	524	112	603	753	457	719	537	388	556	797	6,222
SECRETARY OF STATE												
BLANKS	23	24	4	26	30	20	47	22	14	23	37	270
William Francis Galvin	451	279	61	353	403	297	406	315	233	326	455	3,579
William C. Campbell	277	196	41	205	292	124	230	183	123	187	269	2,127
James D. Henderson	24	25	6	19	28	16	36	17	18	20	36	245
WRITE-INS - ALL OTHERS	1	0	0	0	0	0	0	0	0	0	0	1
TOTAL	776	524	112	603	753	457	719	537	388	556	797	6,222
TREASURER												
BLANKS	28	28	5	20	39	17	54	24	18	23	45	301
Steven Grossman	340	211	50	313	305	260	352	258	192	256	349	2,886
Karyn E. Polito	406	284	57	270	409	180	313	255	178	276	403	3,031
WRITE-INS - ALL OTHERS	2	1	0	0	0	0	0	0	0	1	0	4
TOTAL	776	524	112	603	753	457	719	537	388	556	797	6,222
AUDITOR												
BLANKS	47	45	8	45	56	34	77	36	29	38	72	487

**CITY OF GARDNER, MASSACHUSETTS
NOVEMBER 2, 2010 STATE ELECTION - OFFICIAL RESULTS**

Suzanne M. Bump	325	210	38	287	304	250	330	231	181	244	328	2,728
Mary Z. Connaughton	369	243	62	247	360	152	269	241	154	239	361	2,697
Nathanael A. Fortune	33	26	4	24	33	21	43	29	24	34	36	307
WRITE-INS - ALL OTHERS	2	0	0	0	0	0	0	0	0	1	0	3
TOTAL	776	524	112	603	753	457	719	537	388	556	797	6,222
REPRESENTATIVE IN CONGRESS (FIRST DISTRICT)												
BLANKS	15	13	7	18	23	11	28	12	9	16	32	184
John W. Olver	422	238	52	339	375	282	428	299	231	288	399	3,353
William L. Gunn, Jr.	306	229	48	208	314	136	229	202	127	220	317	2,336
Michael Engel	31	44	5	38	41	28	34	24	21	32	49	347
WRITE-INS - ALL OTHERS	2	0	0	0	0	0	0	0	0	0	0	2
TOTAL	776	524	112	603	753	457	719	537	388	556	797	6,222

COUNCILLOR (SEVENTH DISTRICT)												
BLANKS	69	53	11	60	69	40	83	49	27	51	87	599
Jennie L. Caissie	412	274	62	270	399	186	342	266	191	276	413	3,091
Francis A. Ford	295	197	39	273	285	231	294	222	170	229	296	2,531
WRITE-INS - ALL OTHERS	0	0	0	0	0	0	0	0	0	0	1	1
TOTAL	776	524	112	603	753	457	719	537	388	556	797	6,222
SENATOR IN GENERAL COURT (WORCESTER & MIDDLESEX)												
BLANKS	29	24	9	27	44	24	55	22	14	26	43	317
Jennifer L. Flanagan	465	304	62	377	429	313	457	342	258	329	465	3,801
Neal Andrew Heeren	282	196	41	199	280	120	207	173	116	201	289	2,104
WRITE-INS - ALL OTHERS	0	0	0	0	0	0	0	0	0	0	0	0
TOTAL	776	524	112	603	753	457	719	537	388	556	797	6,222
REPRESENTATIVE IN GENERAL COURT (2nd WORCESTER)												
BLANKS	20	18	8	18	35	15	38	15	10	22	31	230
Richard Bastien	309	190	37	199	314	127	236	186	129	202	292	2,221

**CITY OF GARDNER, MASSACHUSETTS
NOVEMBER 2, 2010 STATE ELECTION - OFFICIAL RESULTS**

Patrick M. Gerry	360	222	36	296	285	229	319	241	175	246	328	2,737
Carolyn A. Kamuda	47	54	20	40	53	44	59	56	39	47	72	531
Colleen O'Neil-Laperriere	36	40	11	50	66	42	67	39	35	39	73	498
WRITE-INS - ALL OTHERS	4	0	0	0	0	0	0	0	0	0	1	5
TOTAL	776	524	112	603	753	457	719	537	388	556	797	6,222
DISTRICT ATTORNEY (MIDDLE DISTRICT)												
BLANKS	261	172	26	182	224	108	198	138	91	155	235	1,790
Joseph D. Early, Jr.	509	349	86	418	523	345	521	395	292	399	558	4,395
WRITE-INS - ALL OTHERS	6	3	0	3	6	4	0	4	5	2	4	37
TOTAL	776	524	112	603	753	457	719	537	388	556	797	6,222
SHERIFF (WORCESTER COUNTY)												
BLANKS	38	25	8	25	48	15	44	24	23	25	47	322
Lewis G. Evangelidis	448	272	53	295	381	182	330	272	171	280	408	3,092
Thomas J. Foley	269	184	44	243	274	233	294	208	171	219	298	2,437
Keith E. Nicholas	21	41	7	39	50	27	51	33	23	31	44	367
WRITE-INS - ALL OTHERS	0	2	0	1	0	0	0	0	0	1	0	4
TOTAL	776	524	112	603	753	457	719	537	388	556	797	6,222
QUESTION 1 - Repeal Alcohol Sales Tax												
BLANKS	12	19	3	35	21	36	35	12	22	18	22	235
YES	453	314	63	333	460	238	400	290	203	320	437	3,511
NO	311	191	46	235	272	183	284	235	163	218	338	2,476
TOTAL	776	524	112	603	753	457	719	537	388	556	797	6,222
QUESTION 2 - Repeal 40B Comp. Permit Law												
BLANKS	38	26	6	41	37	37	59	26	20	30	47	367
YES	320	228	33	235	308	164	254	207	142	220	304	2,415
NO	418	270	73	327	408	256	406	304	226	306	446	3,440
TOTAL	776	524	112	603	753	457	719	537	388	556	797	6,222
QUESTION 3 - Reduce Sales Tax to 3%												
BLANKS	12	19	3	35	21	36	35	12	22	18	22	235
YES	453	314	63	333	460	238	400	290	203	320	437	3,511
NO	311	191	46	235	272	183	284	235	163	218	338	2,476
TOTAL	776	524	112	603	753	457	719	537	388	556	797	6,222

**CITY OF GARDNER, MASSACHUSETTS
NOVEMBER 2, 2010 STATE ELECTION - OFFICIAL RESULTS**

BLANKS	7	9	1	13	13	19	23	9	12	10	16	132
YES	338	255	60	270	351	196	331	226	170	250	345	2,792
NO	431	260	51	320	389	242	365	302	206	296	436	3,298
TOTAL	776	524	112	603	753	457	719	537	388	556	797	6,222
QUESTION 4 - Local Snow & Ice Removal	1A	1B	1C	2A	2B	3A	3B	4A	4B	5A	5B	TOTAL
BLANKS	20	22	8	16	22	25	39	15	21	23	35	246
YES	575	365	75	444	562	336	521	383	273	372	567	4,473
NO	181	137	29	143	169	96	159	139	94	161	195	1,503
TOTAL	776	524	112	603	753	457	719	537	388	556	797	6,222

MAYOR	1A	1B	1C	2A	2B	3A	3B	4A	4B	5A	5B	TOTAL
TOTAL BALLOTS CAST	384	180	19	299	327	218	352	280	171	200	346	2,776
MARK P. HAWKE	309	154	16	235	272	182	276	219	128	162	292	2,245
DEXTER LISON	0	0	0	0	6	1	1	1	4	0	1	14
CHARLES MANCA	0	0	0	0	0	3	2	0	0	0	0	5
WRITE-INS (All Others)	19	1	0	6	10	0	8	7	5	1	9	66
BLANKS	56	25	3	58	39	32	65	53	34	37	44	446

COUNCILLOR-AT-LARGE	1A	1B	1C	2A	2B	3A	3B	4A	4B	5A	5B	TOTAL
TOTAL BALLOTS CAST	384	180	19	299	327	218	352	280	171	200	346	2,776
PATRICK MICHAEL GERRY	179	91	12	147	131	113	173	124	89	127	187	1,373
PAUL G. TASSONE	150	69	6	115	178	57	122	94	45	69	119	1,024
JOSHUA L. CORMIER	260	128	13	205	220	149	240	185	110	140	218	1,868
RONALD F. CORMIER	218	98	10	189	158	144	201	153	85	103	177	1,536
DUSTIN P. ARSENAULT	37	20	3	35	49	24	50	31	27	32	56	364
HENRY P. ARES	191	105	10	164	139	144	185	147	100	111	167	1,463
SCOTT J. GRAVES	191	91	14	155	160	120	183	152	84	118	213	1,481
CHARLES M. LAHAYE	43	26	0	52	94	26	56	54	23	40	54	468
MARC MORGAN	174	80	9	141	126	96	137	116	83	85	154	1,201
EUGENE A. GEMBORYS	87	42	7	82	85	77	127	71	46	61	103	788
KIM M. DEMBROSKY	154	75	12	144	154	109	157	144	74	94	190	1,307
MELODY PHELPS (Write-In)	0	1	0	1	0	0	1	0	0	0	4	7
WRITE-INS (All Others)	6	1	0	1	0	0	4	1	0	0	6	19
BLANKS	614	253	18	363	468	249	476	408	260	220	428	3,757

WARD ONE COUNCILLOR	1A	1B	1C	2A	2B	3A	3B	4A	4B	5A	5B	TOTAL
TOTAL BALLOTS CAST	384	180	19									583
ALICE P. ANDERSON	304	136	17									457
WRITE-INS (All Others)	7	1	0									8
BLANKS	73	43	2									118

WARD TWO COUNCILLOR	1A	1B	1C	2A	2B	3A	3B	4A	4B	5A	5B	TOTAL
TOTAL BALLOTS CAST				299	327							626
DAVID T. BOUDREAU				94	115							209
CHRISTINE A. WILSON				180	200							380
WRITE-INS (All Others)				2	0							2
BLANKS				23	12							35

WARD THREE COUNCILLOR	1A	1B	1C	2A	2B	3A	3B	4A	4B	5A	5B	TOTAL
TOTAL BALLOTS CAST						218	352					570
EDWARD A. GRAVEL						170	270					440
WRITE-INS (All Others)						0	4					4
BLANKS						48	78					126


WARD FOUR COUNCILLOR	1A	1B	1C	2A	2B	3A	3B	4A	4B	5A	5B	TOTAL
TOTAL BALLOTS CAST								280	171			451
JAMES J. MINNS								103	64			167
KAREN G. HARDERN								163	101			264
WRITE-INS (All Others)								0	1			1
BLANKS								14	5			19

WARD FIVE COUNCILLOR	1A	1B	1C	2A	2B	3A	3B	4A	4B	5A	5B	TOTAL
TOTAL BALLOTS CAST										200	346	546
JAMES D. JOHNSON										158	281	439
WRITE-INS (All Others)										0	5	5
BLANKS										42	60	102

SCHOOL COMMITTEE	1A	1B	1C	2A	2B	3A	3B	4A	4B	5A	5B	TOTAL
TOTAL BALLOTS CAST	384	180	19	299	327	218	352	280	171	200	346	2,776
JOHN M. LAFRENIERE	195	116	13	168	212	138	223	152	102	133	219	1,671
CAROL J. BAILEY	200	107	14	167	191	138	209	161	92	121	208	1,608
IRENE DUBZINSKI (Write-in)	48	27	3	41	49	35	34	79	25	25	48	414
MELODY PHELPS (Write-in)	73	32	0	68	46	28	37	54	28	18	57	441
WRITE-INS (All Others)	0	1	0	3	7	1	9	0	1	5	0	27
BLANKS	636	257	27	450	476	314	544	394	265	298	506	4,167

QUESTION	1A	1B	1C	2A	2B	3A	3B	4A	4B	5A	5B	TOTAL
TOTAL BALLOTS CAST	384	180	19	299	327	218	352	280	171	200	346	2,776
YES	161	71	10	131	131	91	132	123	86	79	140	1,155
NO	176	90	9	153	161	122	175	123	75	115	186	1,385
BLANKS	47	19	0	15	35	5	45	34	10	6	20	236

REGISTERED VOTERS	1,205	959	278	1,085	1,290	888	1,203	1,049	890	1,062	1,228	11,137
% VOTERS CASTING BALLOTS	31.9%	18.8%	6.8%	27.6%	25.3%	24.5%	29.3%	26.7%	19.2%	18.8%	28.2%	24.93%



CITY OF GARDNER



OFFICE OF THE
BOARD OF LICENSE COMMISSION
ROOM 29, CITY HALL
GARDNER, MASSACHUSETTS 01440
(978) 630-4013
FAX (978) 632-4682

RENEWAL FEES COLLECTED 2011

To His Honor the Mayor and Members of the City Council

The Board of License Commission herewith issues their Annual Report for Calendar Year '11
Below are the licenses issued, and their respective fees collected.

<u>License Type</u>	<u>Total Amount</u>
Common Victualler	710.00
One Day Liquor Licenses	2,050.00
Automatic Amusement/ Poker Licenses	9,200.00
Annual All Alcohol Clubs	12,000.00
Annual All Alcohol Restaurant	8,000.00
Annual All Alcohol Package	6,000.00
Inn/Motel Annual All Alcohol	2,000.00
Annual Malt & Wine Package	3,000.00
Annual Malt & Wine Restaurant	2,800.00
Seasonal Alcohol	1,000.00
Urban Renewal	0.00
Notify Fee	25.00

TOTAL RENEWAL FEES COLLECTED CALENDAR '11

\$ 46,785.00

Thomas J. Carroll, Chairman

GARDNER PLANNING BOARD
ANNUAL REPORT
Fiscal Year 2011 – July 1, 2010 to June 30, 2011
Robert L. Hubbard, Director

The Planning Board's primary responsibility is municipal planning, regulating the subdivision of land and the laying out and construction of roadways in subdivisions under the provisions of MGL c. 41, sections 81A to 81Y. The Planning Board's Rules And Regulations Governing The Subdivision of Land, last revised on October 18, 2005, guide the review and approval of applications to subdivide land and install public infrastructure. The Planning Board is also responsible for preparing plans of the resources, possibilities and needs of the City and to make recommendations to the City Council.

In addition, the Planning Board enforces the Site Plan Review section of the City's Zoning Ordinance and serves as the Special Permit Granting Authority under the Zoning Ordinance for Infill Development, Planned Unit Developments, Groundwater and Surface Water Protection Districts, Open Space Residential Development and the Development Overlay District. The Planning Board has primary responsibility for keeping the Zoning Ordinance up to date subject to approval by the Mayor and City Council.

Rules And Regulations Governing The Subdivision of Land, the Zoning Ordinance and a Land Development Guidebook are available on the City's web site – http://www.gardner-ma.gov/Pages/GardnerMA_BComm/Planning/index, including all the relevant application forms and information on filing same.

The members of the Planning Board are appointed by the Mayor subject to confirmation by the City Council. They are:

- Allen L. Gross Chairman
- Robert J. Bettez, Sr. Vice Chairman
- Laura M. Casker
- Peter J. Sabettini
- Mark M. Schafron

Mr. Gross represents the Gardner Planning Board on the Montachusett Regional Planning Commission.

The Planning Board is assisted by Robert L. Hubbard, Director of Community Development and Planning; Robert Hankinson, City Engineer; and Terri Hillman, Administrative Assistant.

Mr. Hubbard and Mr. Hankinson represent the Gardner Planning Board on the Montachusett Joint Transportation Committee.

The Planning Board generally meets on the second Tuesday of each month at 7 PM on the second floor of City Hall's Manca Annex. Meetings are usually recorded for later broadcast over the City's cable television station – WGET.

Applications

The following applications were approved or recommended:

- Lisciotti Development Corp. – Site Plan Review. The Planning Board approved construction of a 12,626 SF commercial building at 354 Main Street on June 8, 2010. Modifications to the plan were approved on July 13, 2010.
- Black Point Realty LLC – Development Overlay District 1 – Main and Sherman Streets. The Planning Board recommended and the City Council approved the designation on November 15, 2010.
- Black Point Realty LLC - Site Plan Review. The Planning Board approved construction of a large retail development totaling approximately 120,000 SF at the intersection of Main & Sherman Streets on June 7, 2011. The project site consists of 16± acres and includes the development of three buildings and up to eight tenants.

Extension Requests

The following extensions were approved:

- Chapelwoods Subdivision – off Chapel Street. Mr. Virgil D'Onfro requested the extension of the subdivision plan approved on November 18, 2003 due to current economic conditions. This subdivision approval falls under the State's Permit Extension Act (PEA) enacted in 2010 which effectively grants approved subdivisions an automatic two-year extension. The Planning Board granted the extension to June 7, 2013.
- Cedar Hills Subdivision – Keyes Road. John Barrows, Marchionda & Associates, LP, requested an extension of the subdivision plan approved on September 7, 2004 due to current economic conditions. The Planning Board approved a two year extension in addition to the automatic two years under PEA for a total extension to September 7, 2015.

Brookside Drive

The Planning Board recommended and the City Council voted on December 6, 2010 to accept sections of Brookside Drive as a public way (from Century Way to Station 6+27 and from Station 6+27 to 24+64).

The Planning Board recommended and the City Council voted on December 20, 2010 to accept Lot 19 on Brookside Drive as a gift from Saint Paul's Trust.

Laitinen Drive Extension

The Planning Board recommended and the City Council voted on December 6, 2010 to accept Laitinen Drive Extension as a public way.

Zoning Ordinance Amendments

- Section 11 Administration, Subsection 1110 – Enforcement: The amendment directs the Building Commissioner’s requests for legal action to the Mayor rather than to the City Council. Recommended by the Planning Board and approved by vote of the City Council on March 22, 2011.
- Section 5 Overlay Districts and Planning Unit Developments, Subsection 520 – Groundwater Protection Overlay District and Subsection 560 – Surface Water Protection Overlay District replacing Subsection 520 Water Supply Protection Overlay District to better conform zoning provisions to State regulations. Recommended by Planning Board and approved by vote of City Council on March 22, 2011.
- Joint Public Hearing with the City Council held on February 28, 2011 regarding a voter petition seeking to amend Section 11 by adding a subsection 1180 to require a Special Permit from the City Council for providers of abortion referral services within Commercial 1 and 2 Zoning Districts. The Planning Board voted on March 15, 2011 to recommend that the City Council vote against adoption of the proposed zoning amendment.

Route 140 Corridor

Gardner, Westminster and Winchendon received a joint award from the District Local Technical Assistance (DLTA) program for technical assistance from the Montachusett Regional Planning Commission to perform a build-out analysis along the Route 140 Corridor on July 2, 2010. A steering committee chaired by Robert Hubbard met monthly and a report is expected in October or November.

Urban Renewal Plan

On June 7, 2011 the Planning Board, in accordance with the provisions of MGL Chapter 121B, Section 48, reviewed the Gardner Urban Renewal Plan dated May 2011 and determined that the Plan is based on a local survey of the area and conforms to the Community Development Plan of the City of Gardner. Approval by the Department of Housing and Community Development is expected in July or August.

Other

The City Council adopted an ordinance creating the Gardner Planning Board on December 15, 1952. The handwritten minute books covering the time period from the first meeting in 1953 to 1973 were donated to the Local History Collection at the Levi Heywood Memorial Library. The Library has catalogued the information so that this valuable record is accessible to anyone who is interested in the history of growth and change in the City of Gardner during this period.

Respectfully submitted,

Robert L. Hubbard, Director
Department of Community Development & Planning

GARDNER ZONING BOARD OF APPEALS

ANNUAL REPORT

TO: His Honor the Mayor and
Members of the City Council

Gentlemen:

The Gardner Zoning Board of Appeals herewith issues their annual report for the Fiscal Year July 1, 2010 through June 30, 2011:

The Board schedules regular meetings every third Tuesday of the month at 7:00 p.m. in the City Hall Annex, Meeting Room 103. A total of six (6) public hearings/meetings, five (5) decision meetings, and one (1) discussion meeting were conducted. A total of six (6) properties were viewed. The number of cases heard was twelve (12) and the decisions rendered were as follows:

7	Variances Granted
1	Variance Denied
1	Special Permit Granted
1	Special Permit Denied
1	Finding
1	Modification of Stipulations Special Permit
1	Application Withdrawn

Application forms for Variances/Special Permits, etc. may be obtained in the Building Department, City Hall Annex – Room 101, 115 Pleasant Street, Gardner, MA.

The application fees are Three-hundred Fifty-dollars (\$350.00) for a Variance, Special Permit, Finding or an Appeal of the Building Commissioner's Interpretation of a Zoning Ordinance. There is an additional fee of One-hundred Fifty-dollars (\$150.00) for each continuance requested by the Applicant. Fees must be paid upon submission of the application to the City Clerk's Office.

This report does not include the number of times a public hearing may be continued.

Respectfully Submitted,

Raymond F. LaFond, Chairman

Randall Heglin, Clerk

Michael Gerry, Third Member