



**CITY OF GARDNER - EXECUTIVE DEPARTMENT**  
**Mayor Michael J. Nicholson, J.D.**

---

May 24, 2021

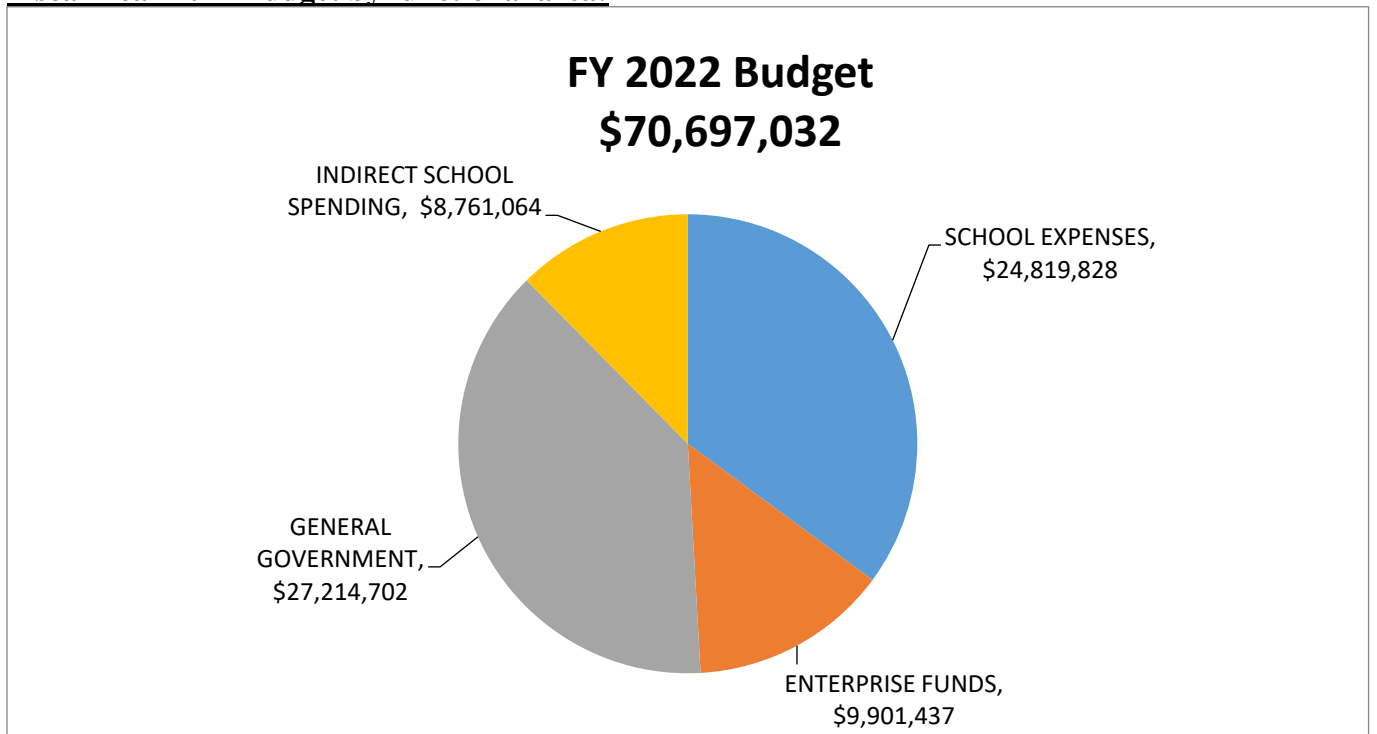
Hon. Elizabeth J. Kazinskas, Council President  
And City Councilors  
Gardner City Hall, Rm 121  
95 Pleasant St  
Gardner, MA 01440

RE: Fiscal Year 2022 Operating Budget

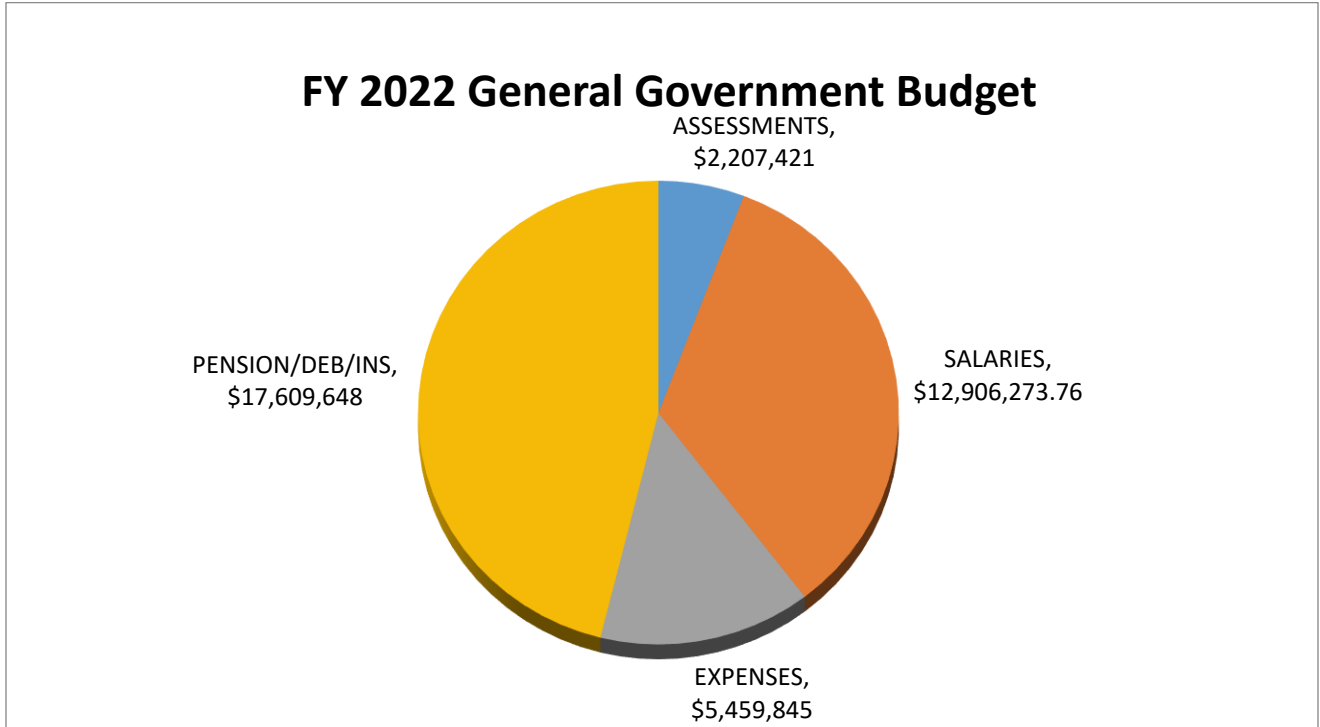
Dear Madam President and Councilors,

I hereby submit my Fiscal Year 2022 Operating Budget for the City of Gardner.

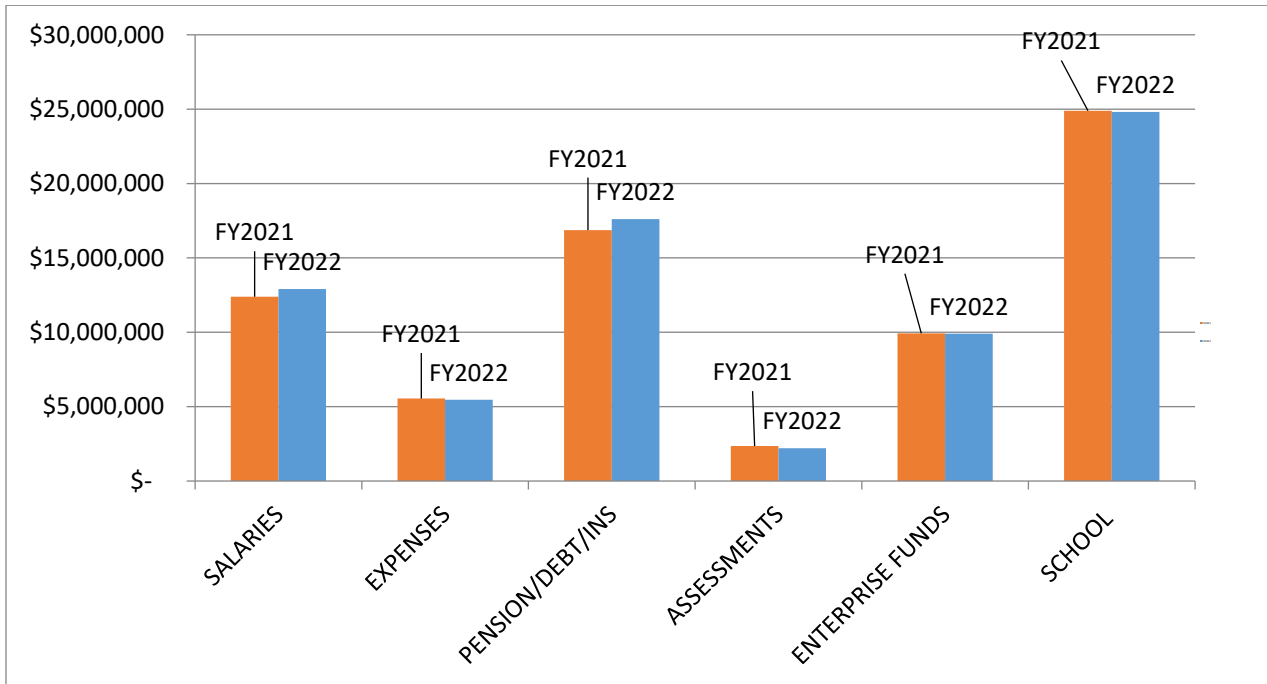
**Fiscal Year 2022 Budget by functional area:**




**FY 2022 General Government by Functional Area:**



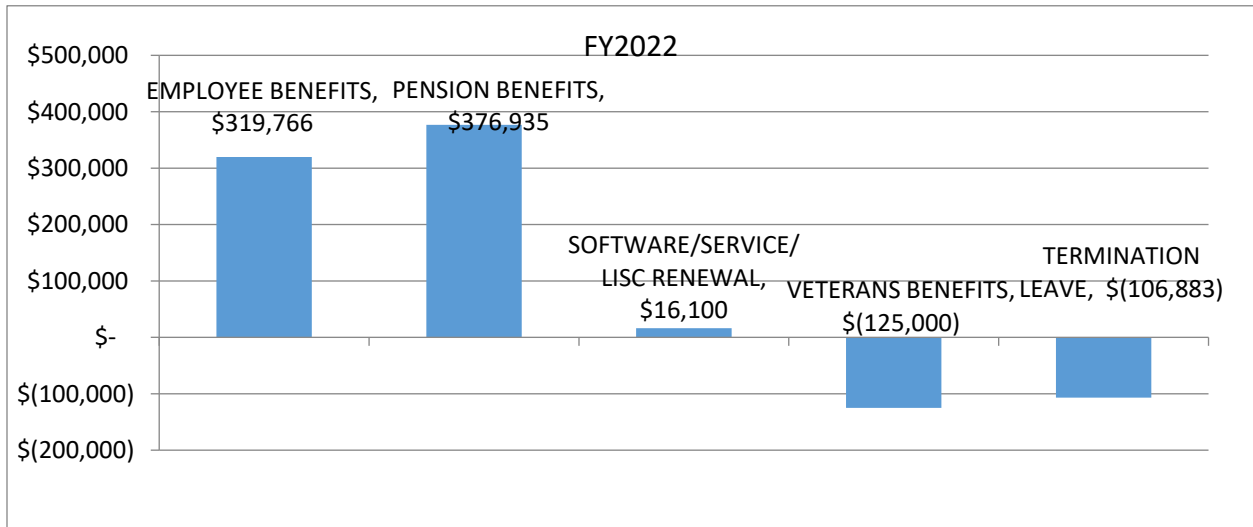
**FY 2022 Budget Compared to FY 2021 Budget:**



**FY 2022 Notable Revenue Changes:**



**FY 2022 Notable Operating Expense Changes:**



The FY 2022 Budget proposal contains the following position additions/changes:

1. A Cost of Living Adjustment (COLA) for all non-union positions. Please note that during the upcoming Fiscal Year, the City will be entering into negotiations with eight (8) of our collective bargaining units – Patrol Officers, Superior Police Officers, Dispatchers, Firefighters, Animal Control Officers, City Hall Staff, DPW Foremen, and DPW Laborers. This is because due to the financial uncertainty that came with the COVID-19 Pandemic last fiscal year, we only negotiated one (1) year contracts with Patrol Officers, Superior Police Officers, Dispatchers, and City Hall Staff. We will be negotiating two (2) year contracts this year to get us back onto our staggered schedules for these collective bargaining units.
2. The reinstatement of a full educational incentive for our police force. This was negotiated with our two (2) police unions to help ensure that we have an educated police force by providing an incentive for our officers to continue their collegiate education and be able to draw in more applicants from collegiate programs, such as the 4+1 Criminal Justice Masters Program at Fitchburg State University.
3. Adds an additional two (2) staff members to our water department in order to fully comply with the Federal Mandates related to monitoring as part of the MS4 Stormwater Management regulations.
4. The Information Technology Director Salary line item is now being fully funded on the City side rather than split between the City and the School Department. Due to the large number of increased computer devices and technological equipment that has occurred over the past few years – particularly during the pandemic – this helps ensure that both City offices and the School Department have a full time director to oversee any technological issues or programs that may now arise.

While the Governor has announced the full reopening of the Commonwealth's economy and our revenue did not decline as much as anticipated due to the COVID-19 pandemic, we are still cautious in our revenue projections and expenditure proposals as we move forward. This balanced budget reflects our conservative approach in ensuring that the City does not have to deal with a financial bubble in the future due to pandemic related issues.

This is the main reason why we are continuing with our practice of not appropriating free cash as a source of budgetary revenue. While allowed, it is inadvisable to use one-time revenue, such as free cash, to fund continuing operations. Doing so would create a structural deficit in the budget in which we fund operations with funding that we may not have the following year and would have to be dealt with later.

We are also funding our schools over Minimum Net School Spending ("MNSS") for the fifth (5<sup>th</sup>) year in a row. One change in this is that the Commonwealth has announced that they are supplanting Chapter 70 aid with funding from the Elementary and Secondary School Emergency Relief ("ESSER") grant funds. This resulted in an increase in Chapter 70 aid of just over \$68,000 rather than our usual \$1 million increase. The difference is to be made up with the ESSER Grant that the City has been awarded for the next three years. During that time period, the Commonwealth will look to bring Chapter 70 funding back up to where it was projected to be prior to the pandemic. In the meantime, we will also be monitoring our funding structure to

make sure that we have a contingency plan in place should there be any unforeseen circumstances that arise as part of the State's funding plan. This is why the amount over MNSS in this proposal is less than last year's amount, due to funding being reallocated from over net school spending to the regular required minimum spending line item.

Respectfully Submitted,

A handwritten signature in blue ink that reads "Michael J. Nicholson". The signature is written in a cursive style with a large initial "M".

Michael J. Nicholson, JD  
Mayor, City of Gardner

Line #				FY2019 ACTUALS	FY2020 ACTUALS	FY2021 ORIG BUD	FY2022 DEPARTMENT	FY2022 MAYOR
1	11111	CITY COUNCIL						
2	11111	51010	COUNCILORS SALARIES	\$ 83,967.00	\$ 79,693.50	\$ 83,967.00	\$ 83,967.00	\$ 83,967.00
3	11111	51012	CLERK/ASST SAL & WAGES	\$ 3,941.83	\$ 3,566.92	\$ 4,000.00	\$ 4,000.00	\$ 4,000.00
4	11111	52050	MINOR EQUIPMENT	\$ 500.00	\$ 500.00	\$ 500.00	\$ 500.00	\$ 500.00
5	11111	52150	COMMUNICATIONS	\$ 9,220.90	\$ 5,169.22	\$ 10,500.00	\$ 10,500.00	\$ 10,500.00
6	11111	52170	PROFESSIONAL DEV & TRAVEL	\$ 1,134.23	\$ 389.36	\$ 2,585.00	\$ 2,585.00	\$ 2,585.00
7	11111	52190	PROFESSIONAL SERVICES	\$ -	\$ 262.50	\$ 2,000.00	\$ 2,000.00	\$ 2,000.00
8	11111	52230	OFFICE SUPPLIES	\$ 2,765.88	\$ 625.84	\$ 1,000.00	\$ 1,000.00	\$ 1,000.00
9	11111	55010	GOVERNMENT PICTURE	\$ -	\$ -	\$ -	\$ 1,000.00	\$ 1,000.00
10	11111	62190	ENCUMB PROFESSIONAL SERV	\$ -	\$ 153.50	\$ -	\$ -	\$ -
11	11111	65010	ENCUMB GOV PICTURE	\$ 885.00	\$ -	\$ -	\$ -	\$ -
12	11111	68308	ENCUMB CC CHAMBER AUGMT EXP	\$ -	\$ -	\$ -	\$ -	\$ -
13								
14	<b>TOTAL</b>	<b>CITY COUNCIL</b>		<b>\$ 102,414.84</b>	<b>\$ 90,360.84</b>	<b>\$ 104,552.00</b>	<b>\$ 105,552.00</b>	<b>\$ 105,552.00</b>
15								
16	11121	MAYOR						
17	11121	51010	MAYOR SALARY & WAGES	\$ 92,196.00	\$ 52,183.70	\$ 93,082.50	\$ 93,297.03	\$ 93,297.04
18	11121	51011	EXECUTIVE AIDE SAL & WAGE	\$ 26,317.76	\$ -	\$ 52,669.48	\$ 54,268.61	\$ 54,534.63
19	11121	51012	EXECUTIVE ASST SALARY & WAGES	\$ 46,621.11	\$ 47,948.94	\$ 48,971.48	\$ 49,569.72	\$ 49,812.70
20	11121	51023	TEMP SALARY & WAGES	\$ -	\$ -	\$ 2,500.00	\$ 2,500.00	\$ 2,500.00
21	11121	51460	LONGEVITY	\$ -	\$ 150.00	\$ 180.00	\$ 210.00	\$ 210.00
22	11121	51551	TERMINATION LEAVE	\$ 2,769.73	\$ -	\$ -	\$ -	\$ -
23	11121	52030	REPAIRS & MAINTENANCE	\$ 337.50	\$ -	\$ 500.00	\$ 500.00	\$ 500.00
24	11121	52050	MINOR EQUIPMENT	\$ -	\$ 31.47	\$ 300.00	\$ 300.00	\$ 300.00
25	11121	52150	COMMUNICATIONS	\$ 2,347.69	\$ 1,039.76	\$ 1,200.00	\$ 1,200.00	\$ 1,200.00
26	11121	52151	TELECOMMUNICATIONS	\$ 1,730.20	\$ 1,138.59	\$ 3,650.00	\$ 3,650.00	\$ 3,650.00
27	11121	52170	PROFESSIONAL DEV & TRAVEL	\$ 2,938.70	\$ 603.00	\$ 2,000.00	\$ 3,000.00	\$ 3,000.00
28	11121	52190	PROFESSIONAL SERVICES	\$ 12,256.00	\$ 12,124.47	\$ 13,000.00	\$ 13,000.00	\$ 13,000.00
29	11121	52230	OFFICE SUPPLIES	\$ 1,778.40	\$ 1,192.13	\$ 1,500.00	\$ 1,500.00	\$ 1,500.00
30	11121	52240	VEHICLE SUPPLIES	\$ 128.13	\$ 35.00	\$ 100.00	\$ 100.00	\$ 100.00
31	11121	55010	MAYOR'S PORTRAIT	\$ -	\$ -	\$ 2,500.00	\$ 2,500.00	\$ 2,500.00
32								
33	<b>TOTAL</b>	<b>MAYOR</b>		<b>\$ 189,421.22</b>	<b>\$ 116,447.06</b>	<b>\$ 222,153.46</b>	<b>\$ 225,595.36</b>	<b>\$ 226,104.37</b>
34								
35	11135	CITY AUDITOR						
36	11135	51010	DEPT HEAD SALARY & WAGES	\$ 79,682.18	\$ 81,951.89	\$ 83,698.39	\$ 84,721.91	\$ 85,137.21
37	11135	51011	ASSISTANT SALARY & WAGES	\$ 44,495.46	\$ 46,657.00	\$ 49,078.04	\$ 55,080.00	\$ 51,098.08
38	11135	51460	LONGEVITY	\$ -	\$ -	\$ 150.00	\$ 180.00	\$ 180.00
40	11135	52030	REPAIRS & MAINTENANCE	\$ -	\$ -	\$ 200.00	\$ 200.00	\$ 200.00
41	11135	52050	MINOR EQUIPMENT	\$ 445.28	\$ 797.00	\$ 100.00	\$ 200.00	\$ 200.00
42	11135	52170	PROFESSIONAL DEV & TRAVEL	\$ 1,471.11	\$ 1,626.69	\$ 2,500.00	\$ 2,500.00	\$ 2,500.00
43	11135	52190	PROFESSIONAL SERVICES	\$ 47,500.00	\$ 55,002.10	\$ 59,500.00	\$ 66,300.00	\$ 66,300.00
44	11135	52230	OFFICE SUPPLIES	\$ 871.08	\$ 19.82	\$ 1,000.00	\$ 1,000.00	\$ 1,000.00
45	11135	62190	ENCUMB PROFESSIONAL SERV	\$ 5,000.00	\$ -	\$ -	\$ -	\$ -
46								
47	<b>TOTAL</b>	<b>CITY AUDITOR</b>		<b>\$ 179,465.11</b>	<b>\$ 186,054.50</b>	<b>\$ 196,226.43</b>	<b>\$ 210,181.91</b>	<b>\$ 206,615.29</b>
48								
49	11138	PURCHASING						
50	11138	51010	DEPT HEAD SALARY & WAGES	\$ 75,498.74	\$ 61,963.21	\$ 75,838.91	\$ 76,766.32	\$ 77,142.62

Line #				FY2019 ACTUALS	FY2020 ACTUALS	FY2021 ORIG BUD	FY2022 DEPARTMENT	FY2022 MAYOR
51	11138	51012	SENIOR ACCOUNT CLERK SAL & WAG	\$ 25,918.29	\$ 35,832.82	\$ 35,752.88	\$ 41,487.96	\$ 41,691.33
52	11138	51460	LONGEVITY	\$ 480.00	\$ 210.00	\$ 240.00	\$ 270.00	\$ 270.00
53	11138	51551	TERMINATION LEAVE	\$ 928.96	\$ -	\$ -	\$ -	\$ -
54	11138	52150	COMMUNICATIONS	\$ 513.83	\$ 484.75	\$ 700.00	\$ 700.00	\$ 700.00
55	11138	52151	TELECOMMUNICATIONS	\$ 574.87	\$ 767.73	\$ 740.00	\$ 740.00	\$ 740.00
56	11138	52170	PROFESSIONAL DEV & TRAVEL	\$ 125.00	\$ 1,346.03	\$ 2,000.00	\$ 2,000.00	\$ 2,000.00
57	11138	52190	PROFESSIONAL SERVICES	\$ -	\$ -	\$ -	\$ 500.00	\$ 500.00
58	11138	52230	OFFICE SUPPLIES	\$ 1,076.39	\$ 1,004.78	\$ 1,100.00	\$ 1,100.00	\$ 1,100.00

60	TOTAL	PURCHASING		\$ 105,116.08	\$ 101,609.32	\$ 116,371.79	\$ 123,564.28	\$ 124,143.95
----	-------	------------	--	---------------	---------------	---------------	---------------	---------------

Line #				FY2019 ACTUALS	FY2020 ACTUALS	FY2021 ORIG BUD	FY2022 DEPARTMENT	FY2022 MAYOR
61								
62	11141		ASSESSORS					
63	11141	51010	CHAIRMAN ASSESS SAL&WAGES	\$ 71,703.80	\$ 73,746.22	\$ 75,317.85	\$ 78,894.75	\$ 76,612.60
64	11141	51012	CLERK/ASST SAL & WAGES	\$ 13,259.40	\$ 11,852.01	\$ 36,195.64	\$ 38,005.43	\$ 37,640.75
65	11141	51014	BOARD & COMM SAL & WAGES	\$ 4,000.08	\$ 4,000.08	\$ 4,001.00	\$ 4,001.00	\$ 4,001.00
66	11141	51023	TEMP PROJ SALARY & WAGES	\$ 9,986.24	\$ 3,755.14	\$ 14,000.00	\$ -	\$ -
67	11141	51460	LONGEVITY	\$ 150.00	\$ 180.00	\$ 210.00	\$ -	\$ -
69	11141	52151	TELECOMMUNICATIONS	\$ -	\$ -	\$ -	\$ 1,000.00	\$ 1,000.00
70	11141	52170	PROFESSIONAL DEV & TRAVEL	\$ 2,160.25	\$ 1,020.90	\$ 2,500.00	\$ 2,500.00	\$ 2,500.00
71	11141	52190	PROFESSIONAL SERVICES	\$ 2,274.06	\$ 261.00	\$ 2,500.00	\$ 2,500.00	\$ 2,500.00
72	11141	52230	OFFICE SUPPLIES	\$ 1,088.51	\$ 1,244.49	\$ 1,200.00	\$ 1,200.00	\$ 1,200.00
73	11141	55050	VALUATION UPDATE	\$ 30,615.00	\$ 12,878.49	\$ 26,000.00	\$ 85,676.00	\$ 85,676.00
75	11141	62190	ENCUMB PROFESSIONAL SERV	\$ 3,436.94	\$ -	\$ -	\$ -	\$ -
76	11141	62230	ENCUMB OFFICE SUPPLIES	\$ 144.12	\$ -	\$ -	\$ -	\$ -
77	11141	65050	ENCUMB UPDATE PROGRAM	\$ 16,190.00	\$ 13,741.51	\$ -	\$ -	\$ -

79	TOTAL	ASSESSORS		\$ 155,008.40	\$ 122,679.84	\$ 161,924.49	\$ 213,777.18	\$ 211,130.35
----	-------	-----------	--	---------------	---------------	---------------	---------------	---------------

Line #				FY2019 ACTUALS	FY2020 ACTUALS	FY2021 ORIG BUD	FY2022 DEPARTMENT	FY2022 MAYOR
80								
81	11145		CITY TREASURER					
82	11145	51010	DEPT HEAD SALARY & WAGES	\$ 82,469.42	\$ 83,586.70	\$ 85,174.35	\$ 88,900.00	\$ 86,638.55
83	11145	51011	ASSISTANT SALARY & WAGES	\$ 52,324.46	\$ 53,814.55	\$ 54,961.70	\$ 54,961.70	\$ 55,906.54
84	11145	51012	SENIOR ACCT CLERK SAL & WAGES	\$ 36,376.55	\$ 37,904.87	\$ 40,994.14	\$ 40,994.13	\$ 41,691.33
85	11145	51015	COMP PROG/OP SAL & WAGES	\$ 62,558.13	\$ 64,339.84	\$ 65,711.38	\$ 65,711.38	\$ 66,840.99
86	11145	51018	PARKING METER CLERK	\$ 10,183.68	\$ 10,142.33	\$ 14,265.72	\$ 14,500.00	\$ 14,508.39
87	11145	51030	OVERTIME	\$ 1,073.51	\$ 503.62	\$ 1,000.00	\$ 1,000.00	\$ 1,000.00
88	11145	51460	LONGEVITY	\$ 1,830.00	\$ 2,400.00	\$ 1,560.00	\$ 1,770.00	\$ 1,770.00
90	11145	51551	TERMINATION LEAVE	\$ 287.16	\$ 101,654.33	\$ -	\$ -	\$ -
91	11145	52030	REPAIRS & MAINTENANCE	\$ -	\$ 26.99	\$ 500.00	\$ 500.00	\$ 500.00
92	11145	52033	PARKING METER MAINTENANCE	\$ 23,489.59	\$ 18,711.45	\$ 25,000.00	\$ 25,000.00	\$ 25,000.00
93	11145	52050	MINOR EQUIPMENT	\$ -	\$ 258.38	\$ 2,500.00	\$ 1,000.00	\$ 1,000.00
94	11145	52170	PROFESSIONAL DEV & TRAVEL	\$ 240.00	\$ 100.00	\$ 750.00	\$ 750.00	\$ 750.00
95	11145	52190	PROFESSIONAL SERVICES	\$ 33,112.43	\$ 27,290.44	\$ 35,000.00	\$ 35,000.00	\$ 35,000.00
96	11145	52230	OFFICE SUPPLIES	\$ 5,144.02	\$ 10,092.86	\$ 10,000.00	\$ 11,000.00	\$ 11,000.00
97	11145	52250	POSTAGE	\$ 44,544.20	\$ 38,913.71	\$ 55,000.00	\$ 55,000.00	\$ 55,000.00
98	11145	62190	ENCUMB PROFESSIONAL SERV	\$ 3,121.98	\$ -	\$ -	\$ -	\$ -

100	TOTAL	CITY TREASURER		\$ 356,755.13	\$ 449,740.07	\$ 392,417.29	\$ 396,087.21	\$ 396,605.80
-----	-------	----------------	--	---------------	---------------	---------------	---------------	---------------

Line #				FY2019 ACTUALS	FY2020 ACTUALS	FY2021 ORIG BUD	FY2022 DEPARTMENT	FY2022 MAYOR
101								
102	11151		LAW					
103	11151	51010	DEPT HEAD SALARY & WAGES	\$ 79,051.38	\$ 81,302.78	\$ 83,035.66	\$ 84,051.06	\$ 84,463.08

Line #				FY2019 ACTUALS	FY2020 ACTUALS	FY2021 ORIG BUD	FY2022 DEPARTMENT	FY2022 MAYOR
104	11151	51011	ASSISTANT SALARY & WAGES	\$ 43,695.14	\$ 44,569.20	\$ 45,897.72	\$ 46,458.98	\$ 46,686.71
105	11151	51460	LONGEVITY	\$ 330.00	\$ 360.00	\$ 390.00	\$ 420.00	\$ 420.00
106	11151	52170	PROFESSIONAL DEV & TRAVEL	\$ 6,732.46	\$ 610.26	\$ 1,500.00	\$ 1,500.00	\$ 1,500.00
107	11151	52172	LEGAL RESEARCH	\$ -	\$ 3,112.46	\$ 5,000.00	\$ 5,000.00	\$ 5,000.00
108	11151	52191	OUTSIDE COUNSEL	\$ 560.00	\$ 2,204.36	\$ 2,000.00	\$ 2,000.00	\$ 2,000.00
109	11151	52193	ARBITRATION	\$ 1,000.00	\$ -	\$ 100.00	\$ 100.00	\$ 100.00
110	11151	52230	OFFICE SUPPLIES	\$ 2,855.15	\$ 3,636.50	\$ 3,600.00	\$ 3,600.00	\$ 3,600.00
111	11151	55051	DEPOSITION & DISCOVERY	\$ 259.56	\$ 216.93	\$ 500.00	\$ 500.00	\$ 500.00
112	11151	55052	LEGAL FEES/CLOSING COST	\$ 3.00	\$ 670.32	\$ 2,000.00	\$ 2,000.00	\$ 2,000.00
113								
114	<b>TOTAL</b>	<b>LAW</b>		\$ 134,486.69	\$ 136,682.81	\$ 144,023.38	\$ 145,630.04	\$ 146,269.79
115								
116		11152	PERSONNEL					
117	11152	51010	DEPT HEAD SALARY & WAGES	\$ 85,175.92	\$ 89,319.17	\$ 91,223.22	\$ 95,000.00	\$ 92,791.40
118	11152	51012	CLERK/ASST SAL & WAGES	\$ 36,825.36	\$ 27,608.88	\$ 51,198.01	\$ 57,603.60	\$ 57,103.29
119	11152	51460	LONGEVITY	\$ 690.00	\$ 750.00	\$ 570.00	\$ -	\$ 600.00
121	11152	51551	TERMINATION LEAVE	\$ -	\$ 4,308.06	\$ -	\$ -	\$ -
122	11152	52050	MINOR EQUIPMENT	\$ -	\$ -	\$ -	\$ -	\$ 500.00
123	11152	52150	COMMUNICATIONS	\$ 1,839.16	\$ 1,107.40	\$ 500.00	\$ 500.00	\$ 3,000.00
124	11152	52170	PROFESSIONAL DEV & TRAVEL	\$ 1,073.88	\$ 725.72	\$ 3,000.00	\$ 3,000.00	\$ 2,000.00
125	11152	52190	PROFESSIONAL SERVICES	\$ -	\$ 550.00	\$ 2,000.00	\$ 2,000.00	\$ 400.00
126	11152	52191	V.I.P.S. PROGRAM	\$ 1,129.93	\$ 1,144.11	\$ 400.00	\$ 400.00	\$ 1,400.00
127	11152	52192	MEDICAL EXAMS	\$ 23,445.00	\$ 24,737.00	\$ 1,400.00	\$ 1,400.00	\$ 20,000.00
128	11152	52230	OFFICE SUPPLIES	\$ 1,766.75	\$ 800.60	\$ 20,000.00	\$ 20,000.00	\$ 1,200.00
129	11152	62192	ENCUMB MEDICAL EXAMS	\$ 7,745.00	\$ -	\$ 1,200.00	\$ 1,200.00	\$ -
130								
131	<b>TOTAL</b>	<b>PERSONNEL</b>		\$ 159,691.00	\$ 151,050.94	\$ 171,491.23	\$ 181,703.60	\$ 178,994.69
132								
133		11155	INFORMATION TECHNOLOGY					
134	11155	51010	DEPT HEAD SALARY & WAGES	\$ 47,016.31	\$ 48,355.29	\$ 49,385.77	\$ 50,373.48	\$ 100,469.47
135	11155	51460	LONGEVITY	\$ 210.00	\$ 240.00	\$ 270.00	\$ 300.00	\$ 300.00
137	11155	52040	INFORMATION TECHNOLOGY	\$ 45,665.79	\$ 28,857.30	\$ 42,500.00	\$ 35,000.00	\$ 35,000.00
138	11155	52041	SOFTWARE/SERVICE/LISC RENEWALS	\$ 102,995.92	\$ 143,240.77	\$ 166,500.00	\$ 177,000.00	\$ 182,600.00
139	11155	52151	TELECOMMUNICATIONS	\$ 7,699.60	\$ 7,691.38	\$ 8,100.00	\$ 11,575.00	\$ 11,575.00
140	11155	52170	PROFESSIONAL DEV & TRAVEL	\$ 1,390.20	\$ 1,370.36	\$ 1,500.00	\$ 1,500.00	\$ 1,500.00
141	11155	52230	OFFICE SUPPLIES	\$ 495.78	\$ 440.44	\$ 500.00	\$ 500.00	\$ 500.00
142	11155	52231	PRINTER/COPIER SUPPLIES	\$ 7,787.60	\$ 6,451.08	\$ 8,000.00	\$ 8,000.00	\$ 8,000.00
143	11155	62040	ENC INFORMATION TECH	\$ 14,415.26	\$ -	\$ -	\$ -	\$ -
144	11155	62041	ENCUB SOFTW/SERVICE/LISC RENEW	\$ -	\$ -	\$ -	\$ -	\$ -
145	11155	62230	ENCUMB OFFICE SUPPLIES	\$ 285.91	\$ -	\$ -	\$ -	\$ -
146	11155	62231	ENCUMB PRINTER/COPIER SUP	\$ 184.60	\$ -	\$ -	\$ -	\$ -
147								
148	<b>TOTAL</b>	<b>INFORMATION TECHNOLOGY</b>		\$ 228,146.97	\$ 236,646.62	\$ 276,755.77	\$ 284,248.48	\$ 339,944.47
149								
150		11161	CITY CLERK					
151	11161	51010	DEPT HEAD SALARY & WAGES	\$ 78,151.77	\$ 80,377.35	\$ 82,090.74	\$ 84,553.46	\$ 83,501.91
152	11161	51011	ASSISTANT SALARY & WAGES	\$ 83,854.16	\$ 86,252.40	\$ 89,406.63	\$ 92,088.83	\$ 91,404.79
155	11161	51460	LONGEVITY	\$ 480.00	\$ 690.00	\$ 780.00	\$ -	\$ 480.00
158	11161	52050	MINOR EQUIPMENT	\$ 310.21	\$ 888.32	\$ 750.00	\$ -	\$ 500.00
159	11161	52151	TELECOMMUNICATIONS	\$ -	\$ -	\$ -	\$ 700.00	\$ 700.00



Line #				FY2019 ACTUALS	FY2020 ACTUALS	FY2021 ORIG BUD	FY2022 DEPARTMENT	FY2022 MAYOR
160	11161	52170	PROFESSIONAL DEV & TRAVEL	\$ 325.00	\$ 275.00	\$ 300.00	\$ 500.00	\$ 500.00
161	11161	52190	PROFESSIONAL SERVICES	\$ 2,896.22	\$ 4,637.15	\$ 7,625.00	\$ 4,000.00	\$ 4,000.00
162	11161	52230	OFFICE SUPPLIES	\$ 1,221.59	\$ 1,343.48	\$ 1,000.00	\$ 1,500.00	\$ 1,500.00
163	11161	62190	ENCUMB PROFESSIONAL SERV	\$ 2,937.55	\$ 6,863.48	\$	\$ -	\$ -
165								
166	<b>TOTAL</b>	<b>CITY CLERK</b>		\$ 170,176.50	\$ 181,327.18	\$ 181,952.37	\$ 183,342.29	\$ 182,586.70
167								
168			11162 ELECTION & REGISTRATION					
169	11162	51010	BD OF REGISTRATION SAL&WA	\$ 2,614.50	\$ 3,050.00	\$ 3,050.00	\$ 3,050.00	\$ 3,050.00
170	11162	51013	ELECTION OFFICERS SAL&WGS	\$ 36,955.00	\$ 94,608.13	\$ 48,000.00	\$ 50,000.00	\$ 50,000.00
171	11162	52050	MINOR EQUIPMENT	\$ 307.95	\$ 765.02	\$ 750.00	\$ 750.00	\$ 750.00
172	11162	52150	COMMUNICATIONS	\$ 1,021.77	\$ 4,170.64	\$ 1,040.00	\$ 1,040.00	\$ 1,040.00
173	11162	52190	PROFESSIONAL SERVICES	\$ 19,437.02	\$ 40,791.73	\$ 20,300.00	\$ 15,000.00	\$ 15,000.00
174	11162	52230	OFFICE SUPPLIES	\$ 1,194.72	\$ 3,682.95	\$ 1,500.00	\$ 1,500.00	\$ 1,500.00
175	11162	55202	VOTING EQUIPMENT	\$ -	\$ 68,500.00	\$ -	\$ -	\$ -
178								
179	<b>TOTAL</b>	<b>ELECTION &amp; REGISTRATIO</b>		\$ 61,530.96	\$ 215,568.47	\$ 74,640.00	\$ 71,340.00	\$ 71,340.00
180								
181			11165 LICENSE COMMISSION					
182	11165	51014	LICENSE BD SALARY & WAGES	\$ 2,500.00	\$ 2,500.00	\$ 2,500.00	\$ 2,500.00	\$ 2,500.00
183	11165	51030	OVERTIME	\$ -	\$ -	\$ 500.00	\$ 500.00	\$ 500.00
184	11165	52150	COMMUNICATIONS	\$ 49.72	\$ 94.18	\$ 100.00	\$ 100.00	\$ 100.00
185	11165	52190	PROFESSIONAL SERVICES	\$ -	\$ -	\$ 200.00	\$ 200.00	\$ 200.00
186	11165	52230	OFFICE SUPPLIES	\$ 51.00	\$ 53.78	\$ 200.00	\$ 200.00	\$ 200.00
187								
188	<b>TOTAL</b>	<b>LICENSE COMMISSION</b>		\$ 2,600.72	\$ 2,647.96	\$ 3,500.00	\$ 3,500.00	\$ 3,500.00
189								
190			11171 CONSERVATION COMMISSION					
191	11171	51011	CONSERVATON AGENT SAL&WGS	\$ 28,927.61	\$ 27,481.54	\$ 30,385.34	\$ 30,385.34	\$ 30,908.03
192	11171	51014	BOARD & COMM SAL & WAGES	\$ 5,500.00	\$ 5,500.00	\$ 5,500.00	\$ 5,500.00	\$ 5,500.00
193	11171	51030	OVERTIME	\$ -	\$ 463.29	\$ -	\$ -	\$ -
194	11171	51460	LONGEVITY	\$ 150.00	\$ -	\$	\$ -	\$ -
195	11171	52170	PROFESSIONAL DEV & TRAVEL	\$ 301.49	\$ 322.23	\$ 750.00	\$ 750.00	\$ 750.00
196	11171	52230	OFFICE SUPPLIES	\$ 100.00	\$ 14.70	\$ 100.00	\$ 100.00	\$ 100.00
197	11171	62170	ENCUMB PROF DEVELOPMENT & TRAV	\$ 425.00	\$ -	\$	\$ -	\$ -
198								
199	<b>TOTAL</b>	<b>CONSERVATION COMMISSIO</b>		\$ 35,404.10	\$ 33,781.76	\$ 36,735.34	\$ 36,735.34	\$ 37,258.03
200								
201			11175 PLANNING BOARD					
202	11175	51011	PLANNING AGENT SALARY & WAGES	\$ 28,927.61	\$ 27,482.01	\$ 30,385.34	\$ 30,385.34	\$ 30,908.03
203	11175	51014	BOARD & COMM SAL & WAGES	\$ 3,979.18	\$ 3,812.50	\$ 4,000.00	\$ 4,000.00	\$ 4,000.00
204	11175	52030	REPAIRS & MAINTENANCE	\$ 145.94	\$ 102.87	\$ 200.00	\$ 200.00	\$ 200.00
205	11175	52150	COMMUNICATIONS	\$ 690.23	\$ 1,735.65	\$ 2,000.00	\$ 2,000.00	\$ 2,000.00
206	11175	52170	PROFESSIONAL DEV & TRAVEL	\$ 117.29	\$ 145.00	\$ 200.00	\$ 200.00	\$ 200.00
209								
210	<b>TOTAL</b>	<b>PLANNING BOARD</b>		\$ 33,860.25	\$ 33,278.03	\$ 36,785.34	\$ 36,785.34	\$ 37,308.03
211								
212			11176 ZONING BOARD OF APPEALS					
213	11176	51014	BOARD & COMM SAL & WAGES	\$ 2,850.00	\$ 2,900.00	\$ 2,900.00	\$ 2,900.00	\$ 2,900.00
214	11176	52150	COMMUNICATIONS	\$ 2,018.36	\$ 893.75	\$ 3,000.00	\$ 3,000.00	\$ 3,000.00

Line #				FY2019 ACTUALS	FY2020 ACTUALS	FY2021 ORIG BUD	FY2022 DEPARTMENT	FY2022 MAYOR
215	11176	52170	PROFESSIONAL DEV & TRAVEL	\$ -	\$ -	\$ 200.00	\$ 200.00	\$ 200.00
216	11176	52230	OFFICE SUPPLIES	\$ 68.98	\$ 734.98	\$ 300.00	\$ 300.00	\$ 300.00
218								
219	<b>TOTAL</b>	<b>ZONING BOARD OF APPEAL</b>		<b>\$ 4,937.34</b>	<b>\$ 4,528.73</b>	<b>\$ 6,400.00</b>	<b>\$ 6,400.00</b>	<b>\$ 6,400.00</b>
220								
221	11182		COMMUNITY DEVELOPMENT					
222	11182	51010	DEPT HEAD SALARY & WAGES	\$ 66,798.67	\$ 68,701.17	\$ 70,165.95	\$ 70,165.95	\$ 72,848.19
223	11182	51011	ASST DIR/GRANTS ADMINISTRATOR	\$ 3,272.66	\$ 2,984.68	\$ 3,442.45	\$ 3,442.45	\$ 3,501.62
224	11182	51012	CLERK/ASST SAL & WAGES	\$ 32,744.17	\$ 34,379.95	\$ 35,400.78	\$ 35,400.78	\$ 36,008.66
225	11182	51013	PROJ MNGR/FINANCIAL ADMIN	\$ 2,131.47	\$ 2,108.08	\$ 2,238.39	\$ 2,238.39	\$ 2,795.32
226	11182	51015	ECON DEV COORD SALARY	\$ 57,119.93	\$ 57,202.99	\$ 59,999.07	\$ 59,999.07	\$ 61,030.48
227	11182	51460	LONGEVITY	\$ 630.00	\$ 690.00	\$ 780.00	\$ 510.00	\$ 630.00
230	11182	52030	REPAIRS & MAINTENANCE	\$ 145.91	\$ 102.86	\$ 200.00	\$ 200.00	\$ 200.00
232	11182	52151	TELECOMMUNICATIONS	\$ 1,428.79	\$ 1,935.71	\$ 2,600.00	\$ 2,600.00	\$ 2,600.00
233	11182	52170	PROFESSIONAL DEV & TRAVEL	\$ 3,500.00	\$ 2,965.54	\$ 3,500.00	\$ 3,500.00	\$ 3,500.00
234	11182	52230	OFFICE SUPPLIES	\$ 360.00	\$ 400.00	\$ 400.00	\$ 400.00	\$ 400.00
235	11182	62190	ENCUMB PROFESSIONAL SERV	\$ 11,174.14	\$ -	\$ -	\$ -	\$ -
236								
237	<b>TOTAL</b>	<b>COMMUNITY DEVELOPMENT</b>		<b>\$ 179,305.74</b>	<b>\$ 171,470.98</b>	<b>\$ 178,726.64</b>	<b>\$ 178,456.64</b>	<b>\$ 183,514.27</b>
238								
239	11192		CITY HALL MAINTENANCE					
240	11192	51016	CUSTODIAN SALARY & WAGES	\$ 76,157.35	\$ 78,417.98	\$ 87,631.15	\$ 90,467.35	\$ 90,467.35
241	11192	51030	OVERTIME	\$ 5,876.36	\$ 2,606.09	\$ 4,000.00	\$ 4,000.00	\$ 4,000.00
242	11192	51090	CLOTH/UNIFORM ALLOWANCE	\$ 962.50	\$ 1,312.50	\$ 700.00	\$ 700.00	\$ 700.00
243	11192	51100	SHIFT DIFFERENTIAL	\$ 554.25	\$ 635.16	\$ 1,000.00	\$ 1,000.00	\$ 1,000.00
244	11192	51551	TERMINATION LEAVE	\$ 299.80	\$ -	\$ -	\$ -	\$ -
245	11192	52030	REPAIRS & MAINTENANCE	\$ 26,209.84	\$ 22,987.25	\$ 25,000.00	\$ 25,000.00	\$ 25,000.00
246	11192	52050	MINOR EQUIPMENT	\$ 849.05	\$ 402.40	\$ 3,000.00	\$ 3,000.00	\$ 3,000.00
247	11192	52110	ENERGY & UTILITIES	\$ 34,905.09	\$ 40,506.44	\$ 35,000.00	\$ 35,000.00	\$ 35,000.00
248	11192	52151	TELECOMMUNICATIONS	\$ 1,494.60	\$ 1,235.76	\$ 1,500.00	\$ 1,500.00	\$ 1,500.00
249								
250	<b>TOTAL</b>	<b>CITY HALL MAINTENANCE</b>		<b>\$ 147,308.84</b>	<b>\$ 148,103.58</b>	<b>\$ 157,831.15</b>	<b>\$ 160,667.35</b>	<b>\$ 160,667.35</b>
251								
252	11194		CABLE COMMISSION					
253	11194	51010	DEPT HEAD SALARY & WAGES	\$ 62,590.84	\$ 65,004.68	\$ 66,390.41	\$ 67,718.22	\$ 67,531.71
254	11194	51011	ASSISTANT SALARY & WAGES	\$ 41,050.84	\$ 48,788.38	\$ 49,828.69	\$ 50,825.24	\$ 50,684.22
255	11194	51013	PART TIME PRODUCTION ASST	\$ 11,563.85	\$ 8,758.62	\$ 15,818.67	\$ 15,818.00	\$ 16,095.51
256	11194	51460	LONGEVITY	\$ 1,050.00	\$ 600.00	\$ 630.00	\$ 660.00	\$ 660.00
257	11194	51551	TERMINATION LEAVE	\$ 11,868.23	\$ -	\$ -	\$ -	\$ -
258	11194	52030	REPAIRS & MAINTENANCE	\$ -	\$ -	\$ 1,500.00	\$ 1,500.00	\$ 1,500.00
259	11194	52040	INFORMATION TECHNOLOGY	\$ 2,700.00	\$ 2,700.00	\$ 3,500.00	\$ 3,500.00	\$ 3,500.00
260	11194	52050	MINOR EQUIPMENT	\$ 497.44	\$ -	\$ 1,000.00	\$ 1,000.00	\$ 1,000.00
261	11194	52151	TELECOMMUNICATIONS	\$ 1,886.82	\$ 2,563.27	\$ 2,500.00	\$ 2,500.00	\$ 2,500.00
262	11194	52170	PROFESSIONAL DEV & TRAVEL	\$ -	\$ -	\$ 200.00	\$ 200.00	\$ 200.00
263	11194	52190	PROFESSIONAL SERVICES	\$ -	\$ -	\$ 1,000.00	\$ 1,000.00	\$ 1,000.00
264	11194	52230	OFFICE SUPPLIES	\$ 165.71	\$ 359.98	\$ 1,000.00	\$ 1,000.00	\$ 1,000.00
265	11194	52380	INDIRECT COSTS REIMBURSE	\$ -	\$ -	\$ 12,000.00	\$ 12,000.00	\$ 12,000.00
266	11194	55123	NEW EQUIPMENT	\$ 513.36	\$ 1,773.03	\$ 25,000.00	\$ 25,000.00	\$ 25,000.00
268								
269	<b>TOTAL</b>	<b>CABLE COMMISSION</b>		<b>\$ 133,887.09</b>	<b>\$ 130,547.96</b>	<b>\$ 180,367.77</b>	<b>\$ 182,721.46</b>	<b>\$ 182,671.44</b>

Line #				FY2019 ACTUALS	FY2020 ACTUALS	FY2021 ORIG BUD	FY2022 DEPARTMENT	FY2022 MAYOR
270								
271	11199	MAYOR'S UNCLASSIFIED						
272	11199	51010	NEGOTIATION SALARY - RESERVE	\$ -	\$ -	\$ -	\$ 23,000.00	\$ 23,000.00
273	11199	51551	TERMINATION LEAVE - RESERVE	\$ -	\$ -	\$ 400,000.00	\$ 407,693.35	\$ 293,116.94
274	11199	52152	TELEPHONE	\$ 45,752.00	\$ 48,755.17	\$ 48,000.00	\$ 50,000.00	\$ 50,000.00
275	11199	52153	VIRUS PANDEMIC SERV/COVID-19	\$ -	\$ 61,638.49	\$ -	\$ -	\$ -
276	11199	52171	MASS MUNICIPAL DUES	\$ 2,804.00	\$ 2,874.00	\$ 3,000.00	\$ 3,000.00	\$ 3,000.00
277	11199	52193	ARBITRATION/LEGAL FEES	\$ -	\$ 7,102.50	\$ -	\$ -	\$ -
278	11199	52195	BUILDING DEMOLITION	\$ -	\$ -	\$ -	\$ 50,000.00	\$ 23,000.00
279	11199	56900	MONT REG PLANN COMMISSION	\$ 6,473.80	\$ 6,635.65	\$ 6,800.00	\$ 6,800.00	\$ 6,800.00
280	11199	56902	TAXES OTHER TOWNS	\$ 1,826.11	\$ 1,760.17	\$ 2,200.00	\$ 2,600.00	\$ 2,600.00
281	11199	57303	WATER	\$ 11,232.42	\$ 12,403.14	\$ 17,500.00	\$ 19,000.00	\$ 19,000.00
282	11199	57500	DAMAGES PERS & PROPERTY	\$ 1,778.87	\$ 500.00	\$ 3,000.00	\$ 3,000.00	\$ 3,000.00
283	11199	58000	CAPITAL IMPR PLAN/RESEARCH	\$ 43,615.00	\$ 27,379.81	\$ 50,000.00	\$ 52,500.00	\$ 52,500.00
284	11199	62152	ENCUMB TELEPHONE	\$ -	\$ 1,480.00	\$ -	\$ -	\$ -
286	11199	68000	ENCUMB CAPITAL PROJECTS	\$ 5,457.47	\$ 6,385.00	\$ -	\$ -	\$ -
287								
288	<b>TOTAL</b>	<b>MAYOR'S UNCLASSIFIED</b>		<b>\$ 118,939.67</b>	<b>\$ 176,913.93</b>	<b>\$ 530,500.00</b>	<b>\$ 640,593.35</b>	<b>\$ 476,016.94</b>
289								
290	12210	POLICE						
291	12210	51010	DEPT HEAD SALARY & WAGES	\$ 101,195.66	\$ 104,077.85	\$ 109,422.75	\$ 143,693.96	\$ 108,123.65
292	12210	51012	SENIOR CLERKS SAL & WGS	\$ 98,990.32	\$ 108,960.07	\$ 107,559.08	\$ 108,960.00	\$ 109,729.52
293	12210	51013	POLICE OFFICERS SAL & WGS	\$ 1,199,766.55	\$ 1,163,529.72	\$ 1,294,204.12	\$ 1,463,963.28	\$ 1,491,533.64
294	12210	51014	POLICE SERGEANTS SAL&WGS	\$ 334,758.01	\$ 329,234.20	\$ 338,263.62	\$ 397,202.35	\$ 375,175.91
295	12210	51015	PUB SAFETY COMM DIR SAL & WAGES	\$ 72,828.06	\$ 74,284.60	\$ 75,770.70	\$ 77,286.11	\$ 77,813.86
296	12210	51016	CUSTODIAN SALARY & WAGES	\$ 38,903.28	\$ 40,150.36	\$ 41,683.32	\$ 42,516.99	\$ 42,608.72
297	12210	51017	POL LIEUTENANTS SAL & WGS	\$ 144,870.80	\$ 148,471.87	\$ 150,191.94	\$ 197,127.21	\$ 178,810.99
298	12210	51021	DEPUTY CHIEF SAL & WGS	\$ 79,606.73	\$ 90,178.02	\$ 92,100.37	\$ 119,919.10	\$ 93,683.62
299	12210	51030	OVERTIME	\$ 333,621.65	\$ 240,996.11	\$ 330,000.00	\$ 336,600.00	\$ 330,000.00
300	12210	51032	COMPENSATORY TIME	\$ (23,303.26)	\$ 18,535.55	\$ -	\$ -	\$ -
301	12210	51050	HOLIDAY PAY	\$ 134,028.39	\$ 134,905.92	\$ 193,426.43	\$ 246,946.33	\$ 239,664.69
302	12210	51090	CLOTH/UNIFORM ALLOWANCE	\$ 38,945.00	\$ 34,490.00	\$ 50,000.00	\$ 28,500.00	\$ 50,000.00
303	12210	51100	SHIFT DIFFERENTIAL	\$ 155,076.65	\$ 139,776.87	\$ 167,283.24	\$ 178,983.47	\$ 176,892.32
304	12210	51101	COLLEGE CREDITS	\$ 99,072.76	\$ 90,371.41	\$ 95,030.04	\$ 64,605.72	\$ 25,225.91
305	12210	51102	WORKING OUT OF GRADE	\$ 1,233.53	\$ 1,056.96	\$ 2,000.00	\$ 2,000.00	\$ 2,000.00
306	12210	51460	LONGEVITY	\$ 4,020.00	\$ 2,070.00	\$ 2,070.00	\$ 2,150.00	\$ 1,500.00
308	12210	51551	TERMINATION LEAVE	\$ 202,346.29	\$ 106,979.59	\$ -	\$ -	\$ -
309	12210	52030	REPAIRS & MAINTENANCE	\$ 29,249.23	\$ 26,597.50	\$ 25,000.00	\$ 25,000.00	\$ 25,000.00
310	12210	52033	PARKING METER MAINTENANCE	\$ 2,747.04	\$ 4,592.75	\$ 21,500.00	\$ 21,500.00	\$ 21,500.00
311	12210	52040	INFORMATION TECHNOLOGY	\$ 40,403.45	\$ 37,943.98	\$ 45,000.00	\$ 45,000.00	\$ 45,000.00
312	12210	52050	MINOR EQUIPMENT	\$ 3,787.02	\$ 4,371.06	\$ 5,000.00	\$ 5,000.00	\$ 5,000.00
313	12210	52110	ENERGY & UTILITIES	\$ 36,684.61	\$ 27,202.97	\$ 36,000.00	\$ 36,000.00	\$ 36,000.00
314	12210	52150	COMMUNICATIONS	\$ 268.26	\$ 588.53	\$ 1,500.00	\$ 1,500.00	\$ 1,500.00
315	12210	52151	TELECOMMUNICATIONS	\$ 29,304.05	\$ 22,363.66	\$ 30,000.00	\$ 30,000.00	\$ 30,000.00
316	12210	52170	PROFESSIONAL DEV & TRAVEL	\$ 33,914.85	\$ 27,840.04	\$ 33,100.00	\$ 33,500.00	\$ 33,100.00
317	12210	52190	PROFESSIONAL SERVICES	\$ 80,122.60	\$ 23,317.58	\$ 36,100.00	\$ 36,100.00	\$ 36,100.00
318	12210	52230	OFFICE SUPPLIES	\$ 16,550.18	\$ 16,619.37	\$ 16,000.00	\$ 16,500.00	\$ 16,500.00
319	12210	52240	VEHICLE SUPPLIES	\$ 17,561.87	\$ 23,235.70	\$ 17,400.00	\$ 18,000.00	\$ 18,000.00
320	12210	55060	ARMORY EQUIPMENT	\$ 13,936.61	\$ 14,285.41	\$ 15,000.00	\$ 18,000.00	\$ 18,000.00
321	12210	55080	PORTABLE RADIOS	\$ 9,463.28	\$ 226.60	\$ 10,000.00	\$ 10,000.00	\$ 10,000.00

Line #				FY2019 ACTUALS	FY2020 ACTUALS	FY2021 ORIG BUD	FY2022 DEPARTMENT	FY2022 MAYOR
322	12210	55090	NEW POLICE VEHICLES	\$ 124,000.00	\$ 135,700.00	\$ -	\$ -	\$ -
323	12210	55145	RADIO SYSTEM UPGRADE	\$ 315.20	\$ 140.34	\$ 2,000.00	\$ 2,000.00	\$ 2,000.00
324	12210	57090	CLOTH/UNIFORM ALLOWANCE	\$ 8,676.00	\$ 7,311.34	\$ 6,000.00	\$ 6,000.00	\$ 6,000.00
325	12210	57800	BUILDING REPAIRS	\$ 4,676.55	\$ -	\$ 5,000.00	\$ 9,500.00	\$ 9,500.00
328	12210	62040	ENC INFORMATION TECH	\$ -	\$ 2,371.25	\$ -	\$ -	\$ -
331	12210	65090	ENC NEW VEHICLES	\$ 9,200.00	\$ 6,124.45	\$ -	\$ -	\$ -
332	12210	65145	ENCUMB RADIO SYSTEM UPGRADE	\$ 3,151.20	\$ -	\$ -	\$ -	\$ -
334								
335	<b>TOTAL</b>	<b>POLICE</b>		<b>\$ 3,479,972.42</b>	<b>\$ 3,208,901.63</b>	<b>\$ 3,353,605.61</b>	<b>\$ 3,724,054.52</b>	<b>\$ 3,615,962.83</b>
336								
337	12220		FIRE					
338	12220	51010	DEPT HEAD SALARY & WAGES	\$ 92,841.83	\$ 95,486.28	\$ 102,301.96	\$ 102,302.00	\$ 103,724.09
339	12220	51011	CAPTAINS SALARY & WAGES	\$ 78,750.89	\$ 82,737.33	\$ 87,436.13	\$ 86,604.00	\$ 84,947.00
340	12220	51012	SENIOR CLERK SAL & WAGES	\$ 45,816.36	\$ 49,866.95	\$ 50,544.24	\$ 50,063.00	\$ 51,161.93
341	12220	51013	PRIVATES SALARY & WAGES	\$ 1,084,858.08	\$ 1,221,804.68	\$ 1,344,911.35	\$ 1,302,768.00	\$ 1,317,571.94
342	12220	51016	LIEUTENANTS SALARY&WAGES	\$ 402,914.07	\$ 469,549.41	\$ 453,243.96	\$ 601,619.00	\$ 535,107.83
343	12220	51030	OVERTIME	\$ 374,918.08	\$ 432,136.51	\$ 280,500.00	\$ 400,000.00	\$ 300,000.00
344	12220	51050	HOLIDAY PAY	\$ 170,747.67	\$ 190,860.24	\$ 191,303.01	\$ 213,458.00	\$ 196,336.55
345	12220	51090	CLOTH/UNIFORM ALLOWANCE	\$ 39,050.00	\$ 36,800.00	\$ 37,925.00	\$ 39,295.00	\$ 39,050.00
346	12220	51101	COLLEGE CREDITS	\$ 34,000.00	\$ 32,000.00	\$ 35,000.00	\$ 33,000.00	\$ 36,000.00
347	12220	51102	COLLATERAL JOBS	\$ 62,545.27	\$ 61,474.45	\$ 50,000.00	\$ 60,000.00	\$ 55,000.00
348	12220	51103	EDUCATIONAL INCENTIVE	\$ 7,461.30	\$ 2,865.29	\$ 10,000.00	\$ 10,000.00	\$ 10,000.00
349	12220	51105	SICK LEAVE INCENTIVE	\$ 1,490.39	\$ 1,948.51	\$ 3,500.00	\$ 3,500.00	\$ 3,500.00
350	12220	51200	PHYSICAL FITNESS	\$ 12,400.00	\$ 12,200.00	\$ 12,800.00	\$ 13,200.00	\$ 12,800.00
351	12220	51460	LONGEVITY	\$ 1,350.00	\$ 1,380.00	\$ 1,410.00	\$ 960.00	\$ 1,410.00
353	12220	51551	TERMINATION LEAVE	\$ 335.01	\$ 1,206.24	\$ -	\$ 292,105.00	\$ -
354	12220	52030	REPAIRS & MAINTENANCE	\$ 64,213.47	\$ 104,442.88	\$ 70,000.00	\$ 80,000.00	\$ 80,000.00
356	12220	52040	INFORMATION TECHNOLOGY	\$ 8,728.44	\$ 4,161.38	\$ 5,000.00	\$ 10,000.00	\$ 10,000.00
357	12220	52050	MINOR EQUIPMENT	\$ 5,605.13	\$ 11,208.63	\$ 12,500.00	\$ 12,500.00	\$ 12,500.00
358	12220	52110	ENERGY & UTILITIES	\$ 38,714.69	\$ 29,594.49	\$ 30,600.00	\$ 30,600.00	\$ 30,600.00
359	12220	52150	COMMUNICATIONS	\$ 226.40	\$ 127.84	\$ 500.00	\$ 500.00	\$ 500.00
360	12220	52151	TELECOMMUNICATIONS	\$ 3,217.37	\$ 3,801.26	\$ 3,500.00	\$ 4,800.00	\$ 4,800.00
361	12220	52170	PROFESSIONAL DEV & TRAVEL	\$ 15,875.90	\$ 9,339.90	\$ 10,000.00	\$ 10,000.00	\$ 10,000.00
362	12220	52190	PROFESSIONAL SERVICES	\$ 1,380.00	\$ -	\$ 2,500.00	\$ 5,000.00	\$ 2,500.00
363	12220	52230	OFFICE SUPPLIES	\$ 3,411.99	\$ 3,650.35	\$ 5,000.00	\$ 5,000.00	\$ 5,000.00
364	12220	52238	FIRE PREVENT/TRAINING SUPPLIES	\$ 648.00	\$ 570.00	\$ 2,200.00	\$ 2,200.00	\$ 2,200.00
365	12220	52240	VEHICLE SUPPLIES	\$ 15,128.18	\$ 17,980.04	\$ 22,000.00	\$ 22,000.00	\$ 22,000.00
366	12220	52995	PHYSICAL FITNESS	\$ 1,991.54	\$ 2,052.35	\$ 2,000.00	\$ 2,000.00	\$ 2,000.00
367	12220	55090	NEW FIRE VEHICLES	\$ -	\$ 58,415.76	\$ -	\$ -	\$ -
368	12220	55114	PROTECTIVE FF CLOTHING	\$ 17,583.25	\$ 11,023.89	\$ 37,000.00	\$ 37,000.00	\$ 37,000.00
370	12220	55146	STUDENT AWARE OF FIRE EDU	\$ 73.66	\$ 1,476.94	\$ 2,000.00	\$ 2,000.00	\$ 2,000.00
372	12220	62030	ENCUMB REPAIRS & MAINTEN	\$ -	\$ 2,371.25	\$ -	\$ -	\$ -
374	12220	65114	ENC PROTECT FF CLOTHES	\$ -	\$ 10,291.22	\$ -	\$ -	\$ -
375								
376	<b>TOTAL</b>	<b>FIRE</b>		<b>\$ 2,586,276.97</b>	<b>\$ 2,962,824.07</b>	<b>\$ 2,865,675.65</b>	<b>\$ 3,432,474.00</b>	<b>\$ 2,967,709.34</b>
377								
378	12231		AMBULANCE					
379	12231	51013	PRIVATE AMBULANCE SAL&WAGES	\$ 330,153.15	\$ 353,284.97	\$ 410,355.92	\$ 398,409.00	\$ 416,378.85
380	12231	51030	OVERTIME	\$ 76,623.64	\$ 102,317.94	\$ 70,000.00	\$ 75,000.00	\$ 75,000.00
381	12231	51050	HOLIDAY PAY	\$ 29,173.38	\$ 33,761.52	\$ 41,651.13	\$ 38,557.00	\$ 42,262.45

Line #				FY2019 ACTUALS	FY2020 ACTUALS	FY2021 ORIG BUD	FY2022 DEPARTMENT	FY2022 MAYOR
382	12231	51090	CLOTH/UNIFORM ALLOWANCE	\$ 9,000.00	\$ 7,875.00	\$ 9,000.00	\$ 9,000.00	\$ 9,000.00
383	12231	51101	COLLEGE CREDITS	\$ 2,000.00	\$ -	\$ -	\$ -	\$ -
384	12231	51102	COLLATERAL JOBS	\$ 35,283.09	\$ 39,989.20	\$ 25,000.00	\$ 40,000.00	\$ 30,000.00
385	12231	51103	EDUCATIONAL INCENTIVE	\$ -	\$ 112.34	\$ 2,000.00	\$ 2,000.00	\$ 2,000.00
386	12231	51415	AMBULANCE SERV STIPEND	\$ 17,025.00	\$ 17,396.00	\$ 17,520.00	\$ 17,472.00	\$ 17,520.00
387	12231	52030	REPAIRS & MAINTENANCE	\$ 9,566.80	\$ 4,452.27	\$ 10,000.00	\$ 10,000.00	\$ 10,000.00
388	12231	52037	AMBULANCE SUPP/EXPENSES	\$ 19,293.89	\$ 14,975.81	\$ 20,000.00	\$ 20,000.00	\$ 20,000.00
389	12231	52040	INFORMATION TECHNOLOGY	\$ -	\$ 5,855.13	\$ 6,500.00	\$ 6,500.00	\$ 6,500.00
390	12231	52041	LISC RENEWALS/FEES/ INSPECTION	\$ 3,291.80	\$ 6,381.83	\$ 5,000.00	\$ 5,000.00	\$ 5,000.00
391	12231	52050	MINOR EQUIPMENT	\$ 3,303.00	\$ -	\$ 3,500.00	\$ 3,500.00	\$ 3,500.00
392	12231	52151	TELECOMMUNICATIONS	\$ 1,280.33	\$ 1,620.61	\$ 1,500.00	\$ 2,700.00	\$ 2,700.00
393	12231	52170	PROFESSIONAL DEV & TRAVEL	\$ 413.70	\$ 3,334.25	\$ 6,000.00	\$ 6,000.00	\$ 6,000.00
394	12231	52190	PROFESSIONAL SERVICES	\$ 203,764.45	\$ 308,788.81	\$ 320,000.00	\$ 320,000.00	\$ 320,000.00
395	12231	52230	OFFICE SUPPLIES	\$ -	\$ 368.46	\$ 500.00	\$ 500.00	\$ 500.00
396	12231	52240	VEHICLE SUPPLIES	\$ 2,512.60	\$ 2,709.10	\$ 4,000.00	\$ 4,000.00	\$ 4,000.00
398								
399	<b>TOTAL</b>	<b>AMBULANCE</b>		<b>\$ 742,684.83</b>	<b>\$ 903,223.24</b>	<b>\$ 952,527.05</b>	<b>\$ 958,638.00</b>	<b>\$ 970,361.30</b>
400								
401		12240	DISPATCHERS					
402	12240	51010	DISPATCH SUPERV SALARY & WAGES	\$ 157,211.65	\$ 153,216.85	\$ 167,436.68	\$ 161,500.00	\$ 163,797.50
403	12240	51013	FULL TIME DISPATCHERS SAL	\$ 247,197.98	\$ 310,441.70	\$ 319,703.90	\$ 328,648.00	\$ 333,522.19
404	12240	51022	PART TIME DISPATCHERS SAL	\$ 48,206.90	\$ 42,154.48	\$ 54,891.10	\$ 40,000.00	\$ 44,040.45
405	12240	51030	OVERTIME	\$ 190,749.16	\$ 170,317.39	\$ 120,000.00	\$ 145,000.00	\$ 120,000.00
406	12240	51032	COMPENSATORY TIME	\$ 6,307.34	\$ (2,862.33)	\$ -	\$ -	\$ -
407	12240	51050	HOLIDAY PAY	\$ 39,424.40	\$ 45,174.02	\$ 55,016.21	\$ 54,900.00	\$ 56,978.05
408	12240	51090	CLOTH/UNIFORM ALLOWANCE	\$ 7,237.50	\$ 7,600.00	\$ 9,800.00	\$ 9,800.00	\$ 9,800.00
409	12240	51100	SHIFT DIFFERENTIAL	\$ 22,587.51	\$ 36,235.47	\$ 30,000.00	\$ 33,500.00	\$ 30,000.00
410	12240	51200	PHYSICAL FITNESS	\$ -	\$ -	\$ 200.00	\$ 200.00	\$ 200.00
411	12240	51551	TERMINATION LEAVE	\$ 2,873.11	\$ -	\$ -	\$ -	\$ -
412	12240	52170	PROFESSIONAL DEV & TRAVEL	\$ 9,513.06	\$ 1,031.25	\$ 17,000.00	\$ 17,000.00	\$ 17,000.00
413								
414	<b>TOTAL</b>	<b>DISPATCHERS</b>		<b>\$ 731,308.61</b>	<b>\$ 763,308.83</b>	<b>\$ 774,047.89</b>	<b>\$ 790,548.00</b>	<b>\$ 775,338.19</b>
415								
416		12241	BUILDING INSPECTOR					
417	12241	51010	DEPT HEAD SALARY & WAGES	\$ 76,619.38	\$ 78,801.75	\$ 80,481.12	\$ 81,465.29	\$ 81,864.63
418	12241	51011	LOCAL BLDG INSP SAL & WGS	\$ 59,146.36	\$ 60,831.06	\$ 82,127.64	\$ 93,546.05	\$ 94,004.61
419	12241	51012	CLERK/ASST SAL & WAGES	\$ 38,569.54	\$ 39,944.60	\$ 40,796.00	\$ 41,291.33	\$ 41,291.33
420	12241	51013	P/T CLERK/ASST SAL & WGS	\$ 24,875.55	\$ 27,963.48	\$ 35,347.28	\$ 37,457.14	\$ 37,457.14
421	12241	51018	PLUMBING & GAS INSP SAL & WAGE	\$ 24,512.56	\$ 31,871.94	\$ 33,575.85	\$ 33,989.62	\$ 34,156.24
422	12241	51019	WIRE INSPECTOR SAL & WAGES	\$ 59,143.76	\$ 60,819.00	\$ 62,115.32	\$ 62,880.80	\$ 63,189.04
423	12241	51023	ALTERNATE INSPECTOR SALARY	\$ 10,223.64	\$ 3,577.82	\$ 9,590.54	\$ 9,726.49	\$ 9,726.49
424	12241	51030	OVERTIME	\$ 391.94	\$ 125.42	\$ 1,800.00	\$ 1,800.00	\$ 1,800.00
425	12241	51090	CLOTH/UNIFORM ALLOWANCE	\$ 1,350.00	\$ 1,350.00	\$ 2,050.00	\$ 2,050.00	\$ 2,050.00
426	12241	51460	LONGEVITY	\$ 240.00	\$ 750.00	\$ 690.00	\$ 780.00	\$ 780.00
428	12241	52020	ABANDONED BUILDING MAINT	\$ 259.26	\$ 1,031.37	\$ 1,100.00	\$ 1,100.00	\$ 1,100.00
429	12241	52030	REPAIRS & MAINTENANCE	\$ 1,131.15	\$ 377.60	\$ 2,500.00	\$ 2,500.00	\$ 2,500.00
430	12241	52031	REPAIRS TO POLES & LIGHTS	\$ 8,123.91	\$ 5,305.06	\$ 9,000.00	\$ 9,000.00	\$ 9,000.00
431	12241	52050	MINOR EQUIPMENT	\$ 299.99	\$ 541.68	\$ 3,350.00	\$ 3,350.00	\$ 3,350.00
432	12241	52110	ENERGY & UTILITIES	\$ 7,636.83	\$ 8,256.59	\$ 7,500.00	\$ 7,500.00	\$ 7,500.00
433	12241	52151	TELECOMMUNICATIONS	\$ 2,132.18	\$ 2,616.37	\$ 3,000.00	\$ 3,500.00	\$ 3,500.00

Line #				FY2019 ACTUALS	FY2020 ACTUALS	FY2021 ORIG BUD	FY2022 DEPARTMENT	FY2022 MAYOR
434	12241	52170	PROFESSIONAL DEV & TRAVEL	\$ 1,226.57	\$ 2,009.28	\$ 4,000.00	\$ 4,000.00	\$ 4,000.00
435	12241	52230	OFFICE SUPPLIES	\$ 1,760.14	\$ 1,176.92	\$ 2,000.00	\$ 2,000.00	\$ 2,000.00
436	12241	52240	VEHICLE SUPPLIES	\$ 3,284.32	\$ 7,011.46	\$ 3,000.00	\$ 3,000.00	\$ 3,000.00
437	12241	52280	COPIER EXPENSES	\$ 304.35	\$ 158.20	\$ 500.00	\$ 5,000.00	\$ 500.00
438	12241	55120	NEW VEHICLE ACCOUNT	\$ 24,820.00	\$ -	\$ -	\$ -	\$ -
439	12241	62030	ENCUMB REPAIRS & MAINTEN	\$ -	\$ 1,200.00	\$ -	\$ -	\$ -
440	12241	62031	ENC REPAIRS TO POLES & LIGHTS	\$ 1,456.59	\$ -	\$ -	\$ -	\$ -
442								
443	<b>TOTAL</b>	<b>BUILDING INSPECTOR</b>		<b>\$ 347,508.02</b>	<b>\$ 335,719.60</b>	<b>\$ 384,523.75</b>	<b>\$ 405,936.72</b>	<b>\$ 402,769.48</b>
444								
445	12244		WEIGHTS & MEASURES					
446	12244	51010	DEPT HEAD SALARY & WAGES	\$ 9,158.17	\$ 9,341.40	\$ 9,528.84	\$ 9,737.45	\$ 9,785.19
447	12244	52230	OFFICE SUPPLIES	\$ 358.82	\$ 64.08	\$ 200.00	\$ 200.00	\$ 200.00
448								
449	<b>TOTAL</b>	<b>WEIGHTS &amp; MEASURES</b>		<b>\$ 9,516.99</b>	<b>\$ 9,405.48</b>	<b>\$ 9,728.84</b>	<b>\$ 9,937.45</b>	<b>\$ 9,985.19</b>
450								
451	12290		ANIMAL CONTROL OFFICER					
452	12290	51010	SENIOR ANIMAL OFFICER SAL & WA	\$ 39,809.66	\$ 40,940.89	\$ 42,230.24	\$ 43,500.00	\$ 42,327.76
453	12290	51011	ANIMAL CONT OFF SAL & WAGES	\$ 51,320.81	\$ 61,115.79	\$ 70,493.28	\$ 71,500.00	\$ 70,655.92
454	12290	51030	OVERTIME	\$ 4,707.04	\$ 3,840.80	\$ 3,000.00	\$ 4,000.00	\$ 3,000.00
455	12290	51090	CLOTH/UNIFORM ALLOWANCE	\$ 1,341.67	\$ 1,166.67	\$ 1,050.00	\$ 1,500.00	\$ 1,500.00
456	12290	51460	LONGEVITY	\$ 180.00	\$ 210.00	\$ 240.00	\$ -	\$ 270.00
457	12290	51551	TERMINATION LEAVE	\$ 1,262.80	\$ 838.89	\$ -	\$ -	\$ -
458	12290	52030	REPAIRS & MAINTENANCE	\$ -	\$ -	\$ 4,000.00	\$ 4,000.00	\$ 4,000.00
459	12290	52151	TELECOMMUNICATIONS	\$ 3,365.89	\$ 1,524.87	\$ 2,800.00	\$ 3,000.00	\$ 3,000.00
460	12290	52170	PROFESSIONAL DEV & TRAVEL	\$ 286.00	\$ 725.00	\$ 2,000.00	\$ 2,500.00	\$ 2,500.00
461	12290	52240	VEHICLE SUPPLIES	\$ 927.66	\$ 1,693.20	\$ 2,600.00	\$ 2,600.00	\$ 2,600.00
464								
465	<b>TOTAL</b>	<b>ANIMAL CONTROL OFFICER</b>		<b>\$ 103,201.53</b>	<b>\$ 112,056.11</b>	<b>\$ 128,413.52</b>	<b>\$ 132,600.00</b>	<b>\$ 129,853.68</b>
466								
467	12291		CIVIL DEFENSE					
468	12291	51010	DEPT HEAD SALARY & WAGES	\$ 8,992.08	\$ 9,171.84	\$ 9,355.44	\$ 9,600.00	\$ 9,607.64
469	12291	52040	INFORMATION TECHNOLOGY	\$ -	\$ 1,357.94	\$ 1,500.00	\$ 1,500.00	\$ 1,500.00
470	12291	52050	MINOR EQUIPMENT	\$ 674.26	\$ 221.69	\$ 1,500.00	\$ 1,500.00	\$ 1,500.00
471	12291	52230	OFFICE SUPPLIES	\$ 260.69	\$ -	\$ 400.00	\$ 500.00	\$ 500.00
472	12291	52996	EMERGENCY FUND	\$ -	\$ -	\$ 400.00	\$ 500.00	\$ 500.00
473								
474	<b>TOTAL</b>	<b>CIVIL DEFENSE</b>		<b>\$ 9,927.03</b>	<b>\$ 10,751.47</b>	<b>\$ 13,155.44</b>	<b>\$ 13,600.00</b>	<b>\$ 13,607.64</b>
475								
476	12292		ANIMAL SHELTER					
477	12292	51023	ALT ANIMAL CONT OFF SAL&W	\$ 28,101.03	\$ 24,584.21	\$ 29,391.30	\$ 30,110.78	\$ 30,379.03
478	12292	51030	OVERTIME	\$ -	\$ -	\$ 2,000.00	\$ 2,000.00	\$ 1,500.00
479	12292	52030	REPAIRS & MAINTENANCE	\$ 1,982.52	\$ 6,700.00	\$ 4,200.00	\$ 4,200.00	\$ 4,200.00
480	12292	52040	INFORMATION TECHNOLOGY	\$ 931.76	\$ 477.96	\$ 1,250.00	\$ 1,300.00	\$ 1,300.00
481	12292	52050	MINOR EQUIPMENT	\$ -	\$ 1,051.48	\$ 2,000.00	\$ 2,200.00	\$ 2,200.00
482	12292	52110	ENERGY & UTILITIES	\$ 7,954.78	\$ 7,930.78	\$ 9,000.00	\$ 9,000.00	\$ 9,000.00
483	12292	52190	PROFESSIONAL SERVICES	\$ -	\$ -	\$ 1,200.00	\$ 1,200.00	\$ 1,200.00
484	12292	52230	OFFICE SUPPLIES	\$ 549.17	\$ 748.54	\$ 750.00	\$ 750.00	\$ 750.00
485	12292	52240	VEHICLE SUPPLIES	\$ -	\$ -	\$ 750.00	\$ 1,000.00	\$ 1,000.00
486	12292	52997	ANIMAL CARE & DISPOSAL	\$ 17,845.51	\$ 26,189.86	\$ 33,000.00	\$ 33,000.00	\$ 33,000.00

Line #				FY2019 ACTUALS	FY2020 ACTUALS	FY2021 ORIG BUD	FY2022 DEPARTMENT	FY2022 MAYOR
487	12292	62030	ENCUMB REPAIRS & MAINTEN	\$ 530.00	\$ -	\$ -	\$ -	\$ -
491	<b>TOTAL</b>	<b>ANIMAL SHELTER</b>		\$ 57,894.77	\$ 67,682.83	\$ 83,541.30	\$ 84,760.78	\$ 84,529.03
493	12293		CIVIL ENFORCEMENT					
494	12293	51010	DEPT HEAD SALARY & WAGES	\$ 2,500.00	\$ 2,083.30	\$ 2,500.00	\$ 2,500.00	\$ 2,500.00
495	12293	52190	PROFESSIONAL SERVICES	\$ 7,599.38	\$ 4,285.00	\$ 8,500.00	\$ 8,500.00	\$ 8,500.00
496	12293	62190	ENCUMB PROFESSIONAL SERV	\$ -	\$ -	\$ -	\$ -	\$ -
498	<b>TOTAL</b>	<b>CIVIL ENFORCEMENT</b>		\$ 10,099.38	\$ 6,368.30	\$ 11,000.00	\$ 11,000.00	\$ 11,000.00
502	13999		REGIONAL SCHOOL DISTRICTS					
503	13999	56500	MONT VOC TEC SCH ASSESS	\$ 1,047,452.00	\$ 1,155,223.00	\$ 1,184,428.00	\$ 1,187,518.00	\$ 1,187,518.00
505	<b>TOTAL</b>	<b>REGIONAL SCHOOL DISTRI</b>		\$ 1,047,452.00	\$ 1,155,223.00	\$ 1,184,428.00	\$ 1,187,518.00	\$ 1,187,518.00
507	14410		SURVEY					
508	14410	51010	DEPT HEAD SALARY & WAGES	\$ 41,752.31	\$ 42,941.64	\$ 43,856.91	\$ 44,393.47	\$ 44,611.08
509	14410	51013	GIS / AUTOCAD TECHNICIAN	\$ 50,034.54	\$ 51,307.78	\$ 52,577.00	\$ 48,507.41	\$ 48,745.19
511	14410	51460	LONGEVITY	\$ 360.00	\$ 420.00	\$ 480.00	\$ 510.00	\$ 270.00
513	14410	52030	REPAIRS & MAINTENANCE	\$ -	\$ 83.10	\$ 1,500.00	\$ 1,500.00	\$ 1,500.00
514	14410	52040	INFORMATION TECHNOLOGY	\$ 5,445.00	\$ 5,845.00	\$ 6,000.00	\$ 6,000.00	\$ 6,000.00
515	14410	52050	MINOR EQUIPMENT	\$ 623.99	\$ 113.09	\$ 1,500.00	\$ 1,500.00	\$ 1,500.00
516	14410	52150	COMMUNICATIONS	\$ 231.56	\$ 20.00	\$ 400.00	\$ 400.00	\$ 400.00
517	14410	52151	TELECOMMUNICATIONS	\$ 835.25	\$ 450.16	\$ 1,000.00	\$ 1,000.00	\$ 1,000.00
518	14410	52170	PROFESSIONAL DEV & TRAVEL	\$ 144.90	\$ 150.00	\$ 600.00	\$ 600.00	\$ 600.00
519	14410	52190	PROFESSIONAL SERVICES	\$ 10,126.98	\$ 15,568.01	\$ 18,000.00	\$ 63,000.00	\$ 18,000.00
520	14410	52230	OFFICE SUPPLIES	\$ 695.84	\$ 1,100.27	\$ 1,500.00	\$ 1,500.00	\$ 1,500.00
521	14410	52240	VEHICLE SUPPLIES	\$ -	\$ -	\$ 500.00	\$ 500.00	\$ 500.00
522	14410	58100	EPA NPDES	\$ -	\$ 2,500.00	\$ 20,000.00	\$ 40,000.00	\$ 40,000.00
523	14410	58605	HONEYWELL MV FEE	\$ 9,336.00	\$ -	\$ -	\$ -	\$ -
524	14410	62170	ENCUMB PROF DEVELOPMENT & TRAV	\$ 1,331.33	\$ -	\$ -	\$ -	\$ -
525	14410	62190	ENCUMB PROFESSIONAL SERV	\$ 4,493.90	\$ 33,341.75	\$ -	\$ -	\$ -
526	14410	68100	ENCUMB EPA NPDES	\$ -	\$ 7,500.00	\$ -	\$ -	\$ -
528	<b>TOTAL</b>	<b>SURVEY</b>		\$ 125,411.60	\$ 161,340.80	\$ 147,913.91	\$ 209,410.88	\$ 164,626.27
530	14421		PUBLIC WORKS					
531	14421	51010	DEPT HEAD SALARY & WAGES	\$ 49,065.64	\$ 50,462.55	\$ 51,538.13	\$ 52,320.00	\$ 52,424.40
532	14421	51012	CLERK/ASST SAL & WAGES	\$ 22,908.18	\$ 24,926.45	\$ 25,272.12	\$ 25,780.00	\$ 24,833.79
533	14421	51013	MAINTENANCE CREW SAL & WAGES	\$ 987,726.59	\$ 987,839.86	\$ 1,124,718.50	\$ 1,184,960.00	\$ 1,140,164.59
534	14421	51014	BOARD & COMM SAL & WAGES	\$ 2,600.00	\$ 2,062.50	\$ 3,100.00	\$ 3,100.00	\$ 3,100.00
536	14421	51030	OVERTIME	\$ 100,525.79	\$ 72,469.93	\$ 50,000.00	\$ 50,000.00	\$ 50,000.00
537	14421	51031	WEEK-END STANDBY	\$ 17,520.00	\$ 22,900.00	\$ 20,000.00	\$ 22,650.00	\$ 20,000.00
538	14421	51090	CLOTH/UNIFORM ALLOWANCE	\$ 15,380.00	\$ 26,360.00	\$ 22,230.00	\$ 22,260.00	\$ 21,730.00
539	14421	51100	SHIFT DIFFERENTIAL	\$ 232.00	\$ 315.50	\$ 1,000.00	\$ 1,000.00	\$ 1,000.00
540	14421	51102	WORKING OUT OF GRADE	\$ 16,524.82	\$ 8,175.51	\$ 12,000.00	\$ 10,000.00	\$ 12,000.00
541	14421	51105	SICK LEAVE INCENTIVE	\$ 3,834.08	\$ 3,956.55	\$ 3,500.00	\$ 4,200.00	\$ 3,500.00

Line #				FY2019 ACTUALS	FY2020 ACTUALS	FY2021 ORIG BUD	FY2022 DEPARTMENT	FY2022 MAYOR
542	14421	51460	LONGEVITY	\$ 540.00	\$ 570.00	\$ 600.00	\$ 630.00	\$ 630.00
543	14421	51551	TERMINATION LEAVE	\$ 3,045.08	\$ 31,169.77	\$ -	\$ -	\$ -
544	14421	52030	REPAIRS & MAINTENANCE	\$ 174,060.65	\$ 157,598.85	\$ 200,000.00	\$ 200,000.00	\$ 200,000.00
545	14421	52032	TRAFFIC MAINTENANCE	\$ 25,082.40	\$ 30,175.24	\$ 40,000.00	\$ 40,000.00	\$ 40,000.00
546	14421	52033	PARKING METER MAINTENANCE	\$ 431.28	\$ 6,858.78	\$ 20,000.00	\$ 20,000.00	\$ 20,000.00
547	14421	52034	CRUSHER MAINTENANCE	\$ 7,699.27	\$ 1,489.54	\$ 2,000.00	\$ 2,000.00	\$ 2,000.00
548	14421	52035	CEMETERY MAINTENANCE	\$ 8,349.40	\$ 9,000.00	\$ 9,000.00	\$ 9,000.00	\$ 9,000.00
549	14421	52038	UNACCEPTED ROAD MAINTENAN	\$ -	\$ 4,773.00	\$ 5,000.00	\$ 5,000.00	\$ 5,000.00
550	14421	52040	INFORMATION TECHNOLOGY	\$ 4,110.50	\$ 2,428.62	\$ 2,500.00	\$ 2,500.00	\$ 2,500.00
551	14421	52050	MINOR EQUIPMENT	\$ (2,760.52)	\$ 6,659.02	\$ 20,000.00	\$ 20,000.00	\$ 20,000.00
552	14421	52070	EQUIPMENT RENTAL	\$ -	\$ 3,507.25	\$ 1,000.00	\$ 1,000.00	\$ 1,000.00
553	14421	52110	ENERGY & UTILITIES	\$ 24,062.00	\$ 25,728.19	\$ 25,500.00	\$ 25,000.00	\$ 25,000.00
554	14421	52120	STREET LIGHTING	\$ 110,843.28	\$ 136,676.61	\$ 90,000.00	\$ 90,000.00	\$ 90,000.00
555	14421	52150	COMMUNICATIONS	\$ 1,569.75	\$ -	\$ 3,000.00	\$ 3,000.00	\$ 3,000.00
556	14421	52151	TELECOMMUNICATIONS	\$ 9,641.62	\$ 6,893.93	\$ 9,000.00	\$ 9,000.00	\$ 9,000.00
557	14421	52170	PROFESSIONAL DEV & TRAVEL	\$ 8,437.92	\$ 3,527.37	\$ 3,000.00	\$ 5,000.00	\$ 5,000.00
558	14421	52190	PROFESSIONAL SERVICES	\$ 15,272.99	\$ 14,106.62	\$ 12,000.00	\$ 15,000.00	\$ 15,000.00
559	14421	52192	TREE PLANTING	\$ 4,441.05	\$ -	\$ 10,000.00	\$ 10,000.00	\$ 10,000.00
560	14421	52210	SNOW & ICE	\$ 576,658.71	\$ 571,851.71	\$ 300,000.00	\$ 300,000.00	\$ 300,000.00
561	14421	52230	OFFICE SUPPLIES	\$ 3,260.40	\$ 3,766.82	\$ 4,000.00	\$ 4,500.00	\$ 4,500.00
562	14421	52243	VEHICLE FUEL	\$ 224,426.33	\$ 177,274.23	\$ 220,000.00	\$ 220,000.00	\$ 220,000.00
563	14421	52700	ROAD MAINTENANCE	\$ 103,220.00	\$ 120,279.72	\$ 120,000.00	\$ 120,000.00	\$ 120,000.00
564	14421	55090	NEW VEHICLES	\$ -	\$ 148,860.00	\$ -	\$ -	\$ -
565	14421	55123	NEW EQUIPMENT	\$ 35,000.00	\$ -	\$ -	\$ 1,245,000.00	\$ -
566	14421	55163	BUILDING REHAB	\$ 10,171.25	\$ 10,650.35	\$ 10,000.00	\$ 10,000.00	\$ 10,000.00
567	14421	58602	ROAD RESURFACING EXPENSES	\$ 248,882.45	\$ 142,311.99	\$ 150,000.00	\$ 150,000.00	\$ 150,000.00
568	14421	62030	ENCUMB REPAIRS & MAINTEN	\$ 14,431.56	\$ 161.08	\$ -	\$ -	\$ -
569	14421	62032	ENCUMB TRAFFIC MAINTENANCE	\$ 6,996.02	\$ 8,665.19	\$ -	\$ -	\$ -
570	14421	62033	ENC PARKING METER MAINTENANCE	\$ 16,574.15	\$ 7,196.58	\$ -	\$ -	\$ -
571	14421	62035	ENC CEMETERY MAINTENANCE	\$ 4,675.05	\$ 649.98	\$ -	\$ -	\$ -
572	14421	62050	ENCUMB MINOR EQUIPMENT	\$ -	\$ 7,396.84	\$ -	\$ -	\$ -
574	14421	62192	ENC TREE PLANTING	\$ 7,532.50	\$ 5,558.00	\$ -	\$ -	\$ -
575	14421	62230	ENCUMB OFFICE SUPPLIES	\$ 3,000.00	\$ -	\$ -	\$ -	\$ -
576	14421	62243	ENCUMB VEHICLE FUEL EXP	\$ -	\$ -	\$ -	\$ -	\$ -
577	14421	62700	ENCUMB ROAD MAINTENANCE	\$ 39,116.07	\$ 16,779.12	\$ -	\$ -	\$ -
579	14421	65123	ENCUMB NEW EQUIPMENT	\$ 9,319.47	\$ 27,367.00	\$ -	\$ -	\$ -
580	14421	68602	ENC ROAD RESURFACE EXP	\$ 316,490.19	\$ 73,329.53	\$ -	\$ -	\$ -
582	14421	68626	ENCUMB TIP - PEARSON BLVD	\$ 517.00	\$ -	\$ -	\$ -	\$ -

583								
584	<b>TOTAL</b>	<b>PUBLIC WORKS</b>		\$ 3,231,414.92	\$ 2,962,729.78	\$ 2,569,958.75	\$ 3,882,900.00	\$ 2,590,382.78

585								
586	14482	AIRPORT						
587	14482	52030	REPAIRS & MAINTENANCE	\$ 4,327.42	\$ 5,301.89	\$ 11,000.00	\$ 11,000.00	\$ 11,000.00
588	14482	52050	MINOR EQUIPMENT	\$ -	\$ -	\$ 100.00	\$ 100.00	\$ 100.00
589	14482	52110	ENERGY & UTILITIES	\$ 3,866.58	\$ 3,301.02	\$ 3,500.00	\$ 3,500.00	\$ 3,500.00
590	14482	52150	COMMUNICATIONS	\$ -	\$ -	\$ 100.00	\$ 100.00	\$ 100.00
591	14482	52151	TELECOMMUNICATIONS	\$ 545.36	\$ 596.46	\$ 600.00	\$ 600.00	\$ 600.00
592	14482	52190	PROFESSIONAL SERVICES	\$ 79.00	\$ -	\$ 100.00	\$ 100.00	\$ 100.00
594	14482	52230	OFFICE SUPPLIES	\$ 57.68	\$ -	\$ 100.00	\$ -	\$ 100.00
595	14482	52240	VEHICLE SUPPLIES	\$ 290.15	\$ 520.35	\$ 500.00	\$ 100.00	\$ 500.00



Line #				FY2019 ACTUALS	FY2020 ACTUALS	FY2021 ORIG BUD	FY2022 DEPARTMENT	FY2022 MAYOR
596	14482	62030	ENCUMB REPAIRS & MAINTEN	\$ 2,416.79	\$ 2,221.99	\$ -	\$ 500.00	\$ -
597	14482	62190	ENCUMB PROFESSIONAL SERV	\$ 11,407.52	\$ 730.53	\$ -	\$ -	\$ -
598							\$ -	
599	<b>TOTAL</b>	<b>AIRPORT</b>		\$ 22,990.50	\$ 12,672.24	\$ 16,000.00	\$ 36,000.00	\$ 16,000.00
600								
601	15512		HEALTH					
602	15512	51010	DEPT HEAD SALARY & WAGES	\$ 43,774.70	\$ 51,177.82	\$ 61,823.48	\$ 61,823.48	\$ 58,464.61
603	15512	51011	P/T AST SANI INSPE SAL&WG	\$ 39,243.32	\$ 31,893.44	\$ 41,221.18	\$ 42,000.00	\$ 41,929.89
604	15512	51012	CLERK/ASST SAL & WAGES	\$ 20,692.27	\$ 20,211.84	\$ 20,443.78	\$ 21,000.00	\$ 20,327.04
605	15512	51013	PREVENT COORD SALARY & WAGES	\$ -	\$ -	\$ 50,000.00	\$ 50,000.00	\$ 51,250.00
606	15512	51014	BOARD & COMM SAL & WAGES	\$ 4,000.00	\$ 2,916.68	\$ 4,000.00	\$ 4,000.00	\$ 4,000.00
607	15512	51030	OVERTIME	\$ -	\$ -	\$ 500.00	\$ 500.00	\$ 500.00
608	15512	51090	CLOTH/UNIFORM ALLOWANCE	\$ 700.00	\$ 350.00	\$ 700.00	\$ 700.00	\$ 700.00
609	15512	51460	LONGEVITY	\$ 315.00	\$ -	\$ 150.00	\$ 150.00	\$ 180.00
611	15512	51551	TERMINATION LEAVE	\$ 5,213.72	\$ -	\$ -	\$ -	\$ -
612	15512	52030	REPAIRS & MAINTENANCE	\$ 21.38	\$ -	\$ 500.00	\$ 500.00	\$ 500.00
613	15512	52040	INFORMATION TECHNOLOGY	\$ -	\$ -	\$ 300.00	\$ 600.00	\$ 600.00
615	15512	52050	MINOR EQUIPMENT	\$ -	\$ -	\$ 500.00	\$ 500.00	\$ 500.00
616	15512	52150	COMMUNICATIONS	\$ -	\$ 72.00	\$ 300.00	\$ 300.00	\$ 300.00
617	15512	52151	TELECOMMUNICATIONS	\$ 2,678.62	\$ 2,111.82	\$ 3,000.00	\$ 3,000.00	\$ 3,000.00
618	15512	52170	PROFESSIONAL DEV & TRAVEL	\$ 2,507.76	\$ 1,205.00	\$ 2,500.00	\$ 2,500.00	\$ 2,500.00
619	15512	52190	PROFESSIONAL SERVICES	\$ 5,226.92	\$ 3,143.65	\$ 6,500.00	\$ 6,500.00	\$ 6,500.00
620	15512	52230	OFFICE SUPPLIES	\$ 2,756.73	\$ 1,883.00	\$ 4,000.00	\$ 4,000.00	\$ 4,000.00
621	15512	52240	VEHICLE SUPPLIES	\$ 170.00	\$ 205.00	\$ 750.00	\$ 750.00	\$ 750.00
622	15512	54100	NURSING SERVICES	\$ 2,875.00	\$ 2,675.00	\$ 5,000.00	\$ 5,000.00	\$ 5,000.00
624	15512	55371	MUNICIPAL DUMPSTER COLLECTION	\$ 13,553.04	\$ 14,498.79	\$ 20,000.00	\$ 20,000.00	\$ 20,000.00
625	15512	62190	ENCUMB PROFESSIONAL SERV	\$ -	\$ 75.00	\$ -	\$ -	\$ -
626	15512	62230	ENCUMB OFFICE SUPPLIES	\$ -	\$ 121.34	\$ -	\$ -	\$ -
627								
628	<b>TOTAL</b>	<b>HEALTH</b>		\$ 143,728.46	\$ 132,540.38	\$ 222,188.44	\$ 223,823.48	\$ 221,001.54
629								
630	15541		COUNCIL ON AGING					
631	15541	51010	DEPT HEAD SALARY & WAGES	\$ 55,372.71	\$ 58,066.82	\$ 59,304.24	\$ 60,490.32	\$ 60,323.70
632	15541	51012	CLERKS/DISPATCHER SAL&WAG	\$ 36,287.00	\$ 37,361.72	\$ 44,917.20	\$ 45,815.55	\$ 38,853.18
633	15541	51016	CUSTODIAN SALARY & WAGES	\$ 38,143.00	\$ 40,002.80	\$ 40,855.44	\$ 41,672.55	\$ 41,369.98
634	15541	51030	OVERTIME	\$ 45.50	\$ 216.51	\$ 500.00	\$ 500.00	\$ 500.00
635	15541	51090	CLOTH/UNIFORM ALLOWANCE	\$ 350.00	\$ 350.00	\$ 350.00	\$ 350.00	\$ 350.00
636	15541	51328	COA MEAL SITE MGR	\$ 7,713.00	\$ 9,140.16	\$ 9,368.50	\$ 9,368.50	\$ 9,368.00
637	15541	51460	LONGEVITY	\$ -	\$ -	\$ 150.00	\$ 150.00	\$ -
640	15541	52030	REPAIRS & MAINTENANCE	\$ 13,373.22	\$ 9,040.56	\$ 13,500.00	\$ 13,500.00	\$ 13,500.00
641	15541	52040	INFORMATION TECHNOLOGY	\$ 2,458.76	\$ 3,080.86	\$ 2,500.00	\$ 3,000.00	\$ 3,000.00
642	15541	52050	MINOR EQUIPMENT	\$ 149.19	\$ 312.00	\$ 500.00	\$ 500.00	\$ 500.00
643	15541	52110	ENERGY & UTILITIES	\$ 12,607.86	\$ 13,853.51	\$ 15,000.00	\$ 15,000.00	\$ 15,000.00
644	15541	52151	TELECOMMUNICATIONS	\$ -	\$ -	\$ -	\$ 600.00	\$ 600.00
646	15541	52230	OFFICE SUPPLIES	\$ 1,838.69	\$ 1,321.03	\$ 2,000.00	\$ 2,000.00	\$ 2,000.00
647	15541	62030	ENCUMB REPAIRS & MAINTEN	\$ -	\$ 98.98	\$ -	\$ -	\$ -
648								
649	<b>TOTAL</b>	<b>COUNCIL ON AGING</b>		\$ 168,338.93	\$ 172,844.95	\$ 188,945.38	\$ 192,946.92	\$ 185,364.86
650								
651	15542		YOUTH COMMISSION					

Line #				FY2019 ACTUALS		FY2020 ACTUALS		FY2021 ORIG BUD		FY2022 DEPARTMENT		FY2022 MAYOR	
652	15542	52230	OFFICE SUPPLIES	\$	-	\$	-	\$	100.00	\$	100.00	\$	100.00
653	15542	52995	YOUTH ACTIVITIES	\$	-	\$	-	\$	900.00	\$	900.00	\$	900.00
654													
655	<b>TOTAL</b>	<b>YOUTH COMMISSION</b>		\$	-	\$	-	\$	1,000.00	\$	1,000.00	\$	1,000.00
656													
657	15543		VETERANS										
658	15543	51010	DEPT HEAD SALARY & WAGES	\$	56,871.31	\$	58,491.00	\$	59,737.70	\$	59,737.70	\$	60,764.64
659	15543	51460	LONGEVITY	\$	810.00	\$	840.00	\$	870.00	\$	900.00	\$	900.00
661	15543	52170	PROFESSIONAL DEV & TRAVEL	\$	35.00	\$	35.00	\$	35.00	\$	35.00	\$	35.00
662	15543	52230	OFFICE SUPPLIES	\$	1,262.83	\$	1,743.49	\$	1,500.00	\$	2,000.00	\$	2,000.00
663	15543	57100	VETERANS BENEFITS	\$	791,497.46	\$	710,027.57	\$	825,000.00	\$	700,000.00	\$	700,000.00
664	15543	67100	ENCUMB VETERANS BENEFITS	\$	4,867.00	\$	1,634.50	\$	-	\$	-	\$	-
665													
666	<b>TOTAL</b>	<b>VETERANS</b>		\$	855,343.60	\$	772,771.56	\$	887,142.70	\$	762,672.70	\$	763,699.64
667													
668	15549		DISABILITIES COMMISSION										
669	15549	52170	PROFESSIONAL DEV & TRAVEL	\$	-	\$	-	\$	250.00	\$	250.00	\$	250.00
670	15549	52230	OFFICE SUPPLIES	\$	-	\$	-	\$	250.00	\$	250.00	\$	250.00
671													
672	<b>TOTAL</b>	<b>DISABILITIES COMMISSIO</b>		\$	-	\$	-	\$	500.00	\$	500.00	\$	500.00
673													
674	16610		LIBRARY										
675	16610	51010	DEPT HEAD SALARY & WAGES	\$	73,932.54	\$	76,038.56	\$	77,659.06	\$	77,659.05	\$	78,994.05
676	16610	51011	ASST LIBRARY DIRECTOR SAL&WAG	\$	58,817.92	\$	60,165.11	\$	60,162.35	\$	60,162.35	\$	61,196.83
677	16610	51012	LIBRARY TECHNICIAN SAL&WAG	\$	118,201.94	\$	131,843.72	\$	134,148.77	\$	145,855.50	\$	147,522.68
678	16610	51013	SENIOR LIBRARY TECH SAL&WA	\$	76,128.00	\$	78,345.02	\$	79,202.51	\$	79,971.15	\$	81,345.89
679	16610	51014	STAFF LIBRARIAN SALARY & WAG	\$	137,393.24	\$	140,149.95	\$	148,922.52	\$	145,693.80	\$	146,275.75
680	16610	51015	LIBRARY CLERICAL STAFF SAL&WAG	\$	4,792.83	\$	4,442.10	\$	5,908.66	\$	5,775.00	\$	6,068.13
681	16610	51016	CUSTODIAN SALARY & WAGES	\$	55,410.22	\$	45,789.99	\$	58,310.10	\$	57,785.00	\$	58,715.39
682	16610	51030	OVERTIME	\$	2,769.00	\$	1,993.92	\$	500.00	\$	500.00	\$	500.00
683	16610	51460	LONGEVITY	\$	4,215.00	\$	3,660.00	\$	3,855.00	\$	4,395.00	\$	4,425.00
684	16610	51551	TERMINATION LEAVE	\$	19,194.30	\$	-	\$	-	\$	-	\$	-
685	16610	52030	REPAIRS & MAINTENANCE	\$	7,851.01	\$	12,261.24	\$	100.00	\$	100.00	\$	100.00
686	16610	52040	INFORMATION TECHNOLOGY	\$	10,803.83	\$	6,702.85	\$	5,000.00	\$	4,000.00	\$	4,000.00
687	16610	52110	ENERGY & UTILITIES	\$	40,586.57	\$	40,625.74	\$	41,500.00	\$	43,000.00	\$	43,000.00
688	16610	52150	COMMUNICATIONS	\$	820.00	\$	825.00	\$	900.00	\$	900.00	\$	900.00
689	16610	52151	TELECOMMUNICATIONS	\$	5,365.05	\$	5,591.05	\$	5,000.00	\$	6,000.00	\$	6,000.00
690	16610	52190	PROFESSIONAL SERVICES	\$	36,251.00	\$	37,465.00	\$	38,300.00	\$	37,366.00	\$	37,366.00
691	16610	52230	OFFICE SUPPLIES	\$	11,541.79	\$	11,030.05	\$	10,000.00	\$	10,000.00	\$	10,000.00
692	16610	52231	LIBRARY SUPPLIES	\$	4,134.42	\$	5,217.69	\$	5,000.00	\$	5,000.00	\$	5,000.00
693	16610	52270	BOOKS & PERIODICALS	\$	79,131.33	\$	89,005.78	\$	100,000.00	\$	95,000.00	\$	95,000.00
694	16610	53333	LIBRARY DRAW IN TRANSIT	\$	-	\$	-	\$	-	\$	-	\$	-
695	16610	57500	GENERAL LIABILITY	\$	11,935.00	\$	11,768.60	\$	11,500.00	\$	12,000.00	\$	12,000.00
696													
697	<b>TOTAL</b>	<b>LIBRARY</b>		\$	759,274.99	\$	762,921.37	\$	785,968.97	\$	791,162.85	\$	798,409.72
698													
699	16620		RECREATION										
700	16620	52112	HOLIDAY LIGHT & DECORAT	\$	12,600.00	\$	15,000.00	\$	17,500.00	\$	17,500.00	\$	17,500.00
702	16620	55057	CELEBRATIONS&SPEC EVENTS	\$	502.50	\$	125.00	\$	1,000.00	\$	1,000.00	\$	1,000.00
703	16620	58150	PLAYGROUND IMPROVEMENTS	\$	3,648.44	\$	19,414.44	\$	20,000.00	\$	20,000.00	\$	20,000.00

Line #				FY2019 ACTUALS	FY2020 ACTUALS	FY2021 ORIG BUD	FY2022 DEPARTMENT	FY2022 MAYOR
704	16620	68150	ENCUMB PLAYGROUND IMPROVMENTS \$	9,474.10	15,315.35	-	-	-
705								
706	<b>TOTAL</b>	<b>RECREATION</b>		<b>26,225.04</b>	<b>49,854.79</b>	<b>38,500.00</b>	<b>38,500.00</b>	<b>38,500.00</b>
707								
708	16621		GREENWOOD MEMORIAL POOL					
709	16621	51013	P/T LIFE GUARDS SAL&WGS	41,554.72	42,112.88	45,900.00	46,000.00	46,000.00
710	16621	51030	OVERTIME	163.44	66.33	600.00	600.00	600.00
711	16621	52030	REPAIRS & MAINTENANCE	-	2,297.86	4,000.00	4,000.00	4,000.00
712	16621	52050	MINOR EQUIPMENT	-	-	500.00	500.00	500.00
713	16621	52110	ENERGY & UTILITIES	11,855.94	9,709.16	9,000.00	9,000.00	9,000.00
714	16621	52151	TELECOMMUNICATIONS	-	-	500.00	500.00	500.00
715	16621	52230	OFFICE SUPPLIES	-	464.46	200.00	200.00	200.00
716	16621	52231	POOL SUPPLIES	12,073.67	11,269.86	15,000.00	15,000.00	15,000.00
718	16621	62110	ENCUMB ENERGY & UTILITIES	235.00	-	-	-	-
721								
722	<b>TOTAL</b>	<b>GREENWOOD MEMORIAL POO</b>		<b>65,882.77</b>	<b>65,920.55</b>	<b>75,700.00</b>	<b>75,800.00</b>	<b>75,800.00</b>
723								
724	16625		MUNICIPAL RECREATION					
725	16625	51010	DEPT HEAD SALARY & WAGES	30,000.00	30,000.00	30,000.00	30,000.00	30,000.00
726	16625	51011	SUPERVISOR SALARY & WAGES	-	4,024.17	4,000.00	4,000.00	4,000.00
727	16625	51014	BOARD & COMM SAL & WAGES	-	-	3,500.00	3,500.00	3,500.00
728	16625	51020	P/T PLAYGROUNDS SAL&WGS	8,986.50	19,570.00	26,400.00	26,400.00	26,400.00
729	16625	51090	CLOTH/UNIFORM ALLOWANCE	-	-	-	500.00	500.00
730	16625	52050	MINOR EQUIPMENT	-	-	1,500.00	1,000.00	1,000.00
731	16625	52230	OFFICE SUPPLIES	-	-	100.00	-	-
732								
733	<b>TOTAL</b>	<b>MUNICIPAL RECREATION</b>		<b>38,986.50</b>	<b>53,594.17</b>	<b>65,500.00</b>	<b>65,400.00</b>	<b>65,400.00</b>
734								
735	16650		HISTORICAL COMMISSION					
736	16650	52230	OFFICE SUPPLIES	-	-	100.00	100.00	100.00
737	16650	65141	ENCUMB CEMETERY RESTORATION	-	-	-	-	-
738								
739	<b>TOTAL</b>	<b>HISTORICAL COMMISSION</b>		<b>-</b>	<b>-</b>	<b>100.00</b>	<b>100.00</b>	<b>100.00</b>
740								
741	17710		DEBT SERVICE					
742	17710	57600	PRINCIPAL - INSIDE DEBT	903,333.32	1,672,013.32	1,680,340.02	1,690,000.00	1,690,000.00
743	17710	57601	PRINCIPAL - OUTSIDE DEBT	-	-	-	-	-
744	17710	57605	LEASE PURCH AGREEMENT	416,000.00	380,000.00	380,000.00	380,000.00	380,000.00
745	17710	57610	INTEREST - INSIDE DEBT	398,577.10	523,150.85	625,000.00	625,000.00	625,000.00
746	17710	57611	INTEREST - OUTSIDE DEBT	-	-	-	-	-
747	17710	57621	INTEREST TEMPORARY LOANS	49,999.46	-	50,000.00	50,000.00	50,000.00
748								
749	<b>TOTAL</b>	<b>DEBT SERVICE</b>		<b>1,767,909.88</b>	<b>2,575,164.17</b>	<b>2,735,340.02</b>	<b>2,745,000.00</b>	<b>2,745,000.00</b>
750								
751	18810		STATE & COUNTY ASSESSMENT					
752	18810	56100	COUNTY ASSESS-COUNTY TAX	59,917.00	65,463.00	67,104.00	67,437.00	67,437.00
753	18810	56202	RMV NON-RENEWAL SURCHARGE	39,620.00	39,620.00	41,260.00	41,260.00	41,260.00
754	18810	56204	AIR POLLUTION ASSESSMENT	4,671.00	4,747.00	4,877.00	5,005.00	5,005.00
755	18810	56205	MONT RTA ASSESSMENT	258,010.00	219,666.00	263,311.00	238,194.00	238,194.00
756	18810	56206	SPECIAL EDUCATION ASSESS	12,204.00	6,954.00	6,867.00	5,232.00	5,232.00

Line #				FY2019 ACTUALS	FY2020 ACTUALS	FY2021 ORIG BUD	FY2022 DEPARTMENT	FY2022 MAYOR
757	18810	56209	CHARTER SCHOOL TUITION ASSESSM	\$ 251,234.00	\$ 331,272.00	\$ 390,296.00	\$ 502,072.00	\$ 502,072.00
758	18810	56210	SCHOOL CHOICE ASSESSMENT	\$ 1,760,419.00	\$ 1,488,959.00	\$ 1,576,478.00	\$ 1,348,221.00	\$ 1,348,221.00
759								
760	<b>TOTAL</b>	<b>STATE &amp; COUNTY ASSESSM</b>		<b>\$ 2,386,075.00</b>	<b>\$ 2,156,681.00</b>	<b>\$ 2,350,193.00</b>	<b>\$ 2,207,421.00</b>	<b>\$ 2,207,421.00</b>
761								
762			19910 CONTRIBUTORY RETIREMENT					
763	19910	51011	BOARD ADMINISTR SAL & WAGES	\$ 58,303.16	\$ 63,019.59	\$ 65,625.00	\$ 67,600.00	\$ 67,600.00
764	19910	51014	BOARD & COMM SAL & WAGES	\$ 15,300.00	\$ 17,837.65	\$ 17,800.00	\$ 17,800.00	\$ 17,800.00
765	19910	51023	TEMP SALARY & WAGES	\$ 3,006.08	\$ 2,383.76	\$ 8,000.00	\$ 8,000.00	\$ 8,000.00
766	19910	51460	LONGEVITY	\$ 150.00	\$ 180.00	\$ 210.00	\$ 240.00	\$ 240.00
767	19910	51551	TERMINATION LEAVE	\$ -	\$ -	\$ -	\$ -	\$ -
768	19910	57070	CONTRIB RETIRE ASSESSMENT	\$ 3,900,753.00	\$ 4,074,610.00	\$ 4,424,510.00	\$ 4,799,440.00	\$ 4,799,440.00
769								
770	<b>TOTAL</b>	<b>CONTRIBUTORY RETIREMEN</b>		<b>\$ 3,977,512.24</b>	<b>\$ 4,158,031.00</b>	<b>\$ 4,516,145.00</b>	<b>\$ 4,893,080.00</b>	<b>\$ 4,893,080.00</b>
771								
772			19914 EMPLOYEE BENEFITS					
773	19914	52200	111F CLAIMS REVIEW	\$ 6,100.00	\$ 30,443.00	\$ 20,000.00	\$ 30,000.00	\$ 30,000.00
774	19914	57010	WORKER'S COMPENSATION	\$ 211,618.00	\$ 95,815.84	\$ 113,000.00	\$ 120,000.00	\$ 120,000.00
775	19914	57011	WORKER'S COMPENSATION-SCHOOL	\$ -	\$ 119,870.00	\$ 142,000.00	\$ 125,284.00	\$ 125,284.00
776	19914	57021	UNEMPLOYMENT COMPENSATION	\$ 63,676.11	\$ 53,757.76	\$ 77,400.00	\$ 79,000.00	\$ 79,000.00
777	19914	57022	UNEMPLOYMENT COMPENSATION-SCH	\$ 94,850.31	\$ 81,768.33	\$ 100,000.00	\$ 102,000.00	\$ 102,000.00
778	19914	57040	MEDICARE	\$ 183,993.39	\$ 180,187.49	\$ 205,000.00	\$ 210,000.00	\$ 210,000.00
779	19914	57041	MEDICARE-SCHOOL	\$ 256,749.21	\$ 279,569.20	\$ 285,000.00	\$ 295,000.00	\$ 295,000.00
780	19914	57051	LIFE INSURANCE	\$ 21,491.53	\$ 28,619.05	\$ 26,000.00	\$ 32,000.00	\$ 32,000.00
781	19914	57052	LIFE INSURANCE-SCHOOL	\$ 34,469.88	\$ 36,533.10	\$ 35,000.00	\$ 37,382.13	\$ 37,382.13
782	19914	57060	HEALTH INSURANCE	\$ 2,859,029.26	\$ 2,881,822.62	\$ 3,418,677.00	\$ 3,452,863.76	\$ 3,452,863.77
783	19914	57061	HEALTH INSURANCE-SCHOOL	\$ 4,278,924.27	\$ 4,455,883.27	\$ 4,414,725.00	\$ 4,677,435.95	\$ 4,668,038.13
784	19914	57062	CHAP 41 MEDICAL ALLOWANCE	\$ 73,144.21	\$ 54,566.03	\$ 50,000.00	\$ 55,000.00	\$ 55,000.00
785								
786	<b>TOTAL</b>	<b>EMPLOYEE BENEFITS</b>		<b>\$ 8,084,046.17</b>	<b>\$ 8,298,835.69</b>	<b>\$ 8,886,802.00</b>	<b>\$ 9,215,965.84</b>	<b>\$ 9,206,568.03</b>
787								
788			19945 PROPERTY INSURANCES					
789	19945	57501	PROP & GEN LIABILITY INS	\$ 405,571.66	\$ 402,841.59	\$ 550,000.00	\$ 575,000.00	\$ 575,000.00
790	19945	57503	PUBLIC OFFIC LIABILITY	\$ 76,324.31	\$ 87,148.38	\$ 95,000.00	\$ 95,000.00	\$ 95,000.00
791	19945	57504	MOTOR VEHICLE FLOATER	\$ 57,567.82	\$ 70,649.95	\$ 80,000.00	\$ 95,000.00	\$ 95,000.00
792								
793	<b>TOTAL</b>	<b>PROPERTY INSURANCES</b>		<b>\$ 539,463.79</b>	<b>\$ 560,639.92</b>	<b>\$ 725,000.00</b>	<b>\$ 765,000.00</b>	<b>\$ 765,000.00</b>
794								
795			<b>TOTAL GENERAL GOVERNMENT</b>	<b>\$ 31,430,828.59</b>	<b>\$ 32,964,766.51</b>	<b>\$ 34,796,706.67</b>	<b>\$ 38,037,211.97</b>	<b>\$ 35,975,690.99</b>
796								
797								
807								
808								
809			61440 SEWER EXPENSES					
810	61440	51010	DEPT HEAD SALARY & WAGES	\$ 24,532.56	\$ 25,231.54	\$ 25,524.48	\$ 26,160.00	\$ 26,212.20
811	61440	51011	CITY ENGINEER SALARY & WAGES	\$ 20,876.47	\$ 21,471.08	\$ 21,719.88	\$ 22,155.00	\$ 22,305.54
812	61440	51012	CLERK/ASST SAL & WAGES	\$ 58,642.92	\$ 61,185.83	\$ 64,565.59	\$ 53,437.00	\$ 59,380.87
813	61440	51013	PT/CLERK/GIS	\$ 43,366.90	\$ 31,857.24	\$ 49,242.54	\$ 40,403.00	\$ 50,132.24
814	61440	51014	MAINTENANCE CREW-SAL&WGS	\$ 24,280.79	\$ 215,825.46	\$ 291,046.65	\$ 336,961.00	\$ 348,460.00
815	61440	51015	DPW CLERK SALARY & WAGES	\$ 11,454.09	\$ 12,463.47	\$ 12,516.42	\$ 12,151.00	\$ 12,416.89

Line #				FY2019 ACTUALS	FY2020 ACTUALS	FY2021 ORIG BUD	FY2022 DEPARTMENT	FY2022 MAYOR
816	61440	51016	ASSISTANT DIR SALARY & WAGES	\$ 35,851.90	\$ 36,873.11	\$ 37,300.38	\$ 38,047.00	\$ 38,306.68
817	61440	51020	ENGINEERS SALARY & WAGES	\$ 11,318.85	\$ 5,330.99	\$ 13,720.02	\$ 9,690.00	\$ 13,510.82
818	61440	51030	OVERTIME	\$ 8,604.87	\$ 2,563.41	\$ 25,000.00	\$ 25,000.00	\$ 25,000.00
819	61440	51031	WEEK-END STANDBY	\$ -	\$ 14,041.11	\$ 20,000.00	\$ 20,000.00	\$ 20,000.00
820	61440	51090	CLOTH/UNIFORM ALLOWANCE	\$ -	\$ 2,760.00	\$ 5,200.00	\$ 5,200.00	\$ 5,200.00
821	61440	51102	WORKING OUT OF GRADE	\$ 337.76	\$ 141.96	\$ 5,000.00	\$ 5,000.00	\$ 5,000.00
822	61440	51105	SICK LEAVE INCENTIVE	\$ -	\$ -	\$ 6,400.00	\$ 2,500.00	\$ 2,500.00
823	61440	51551	TERMINATION LEAVE	\$ -	\$ 18,701.49	\$ -	\$ -	\$ -
824	61440	52030	REPAIRS & MAINTENANCE	\$ 36,070.15	\$ 26,558.85	\$ 20,000.00	\$ 20,000.00	\$ 20,000.00
825	61440	52031	REPAIRS TO MAINS	\$ 77,667.89	\$ 31,784.41	\$ 50,000.00	\$ 100,000.00	\$ 100,000.00
826	61440	52040	INFORMATION TECHNOLOGY	\$ 1,246.60	\$ 1,875.01	\$ 5,000.00	\$ 5,000.00	\$ 5,000.00
827	61440	52050	NEW EQUIPMENT	\$ 80,769.61	\$ 4,265.00	\$ 185,000.00	\$ 50,000.00	\$ 50,000.00
828	61440	52110	ENERGY & UTILITIES	\$ 34,112.26	\$ 188,959.93	\$ 210,000.00	\$ 216,300.00	\$ 216,300.00
829	61440	52150	COMMUNICATIONS	\$ -	\$ 1,374.50	\$ 4,000.00	\$ 4,000.00	\$ 4,000.00
830	61440	52151	TELECOMMUNICATIONS	\$ 1,232.25	\$ 2,920.92	\$ 10,000.00	\$ 10,000.00	\$ 10,000.00
831	61440	52170	PROFESSIONAL DEV & TRAVEL	\$ 50.00	\$ 75.00	\$ 5,000.00	\$ 10,000.00	\$ 10,000.00
832	61440	52190	PROFESSIONAL SERVICES	\$ 21,795.37	\$ 23,290.08	\$ 28,000.00	\$ 28,000.00	\$ 28,000.00
833	61440	52230	OFFICE SUPPLIES	\$ 17,241.74	\$ 19,370.05	\$ 20,000.00	\$ 20,000.00	\$ 20,000.00
834	61440	52231	CHEMICALS/LAB SUPPLIES	\$ -	\$ 34,919.59	\$ 212,000.00	\$ 217,485.00	\$ 217,485.00
835	61440	52240	VEHICLE SUPPLIES	\$ -	\$ 5,581.17	\$ 10,000.00	\$ 10,000.00	\$ 10,000.00
836	61440	52360	AWWTP CONTRACT OPERATIONS	\$ 1,441,961.93	\$ 667,239.38	\$ 755,572.00	\$ 778,240.00	\$ 778,240.00
837	61440	55030	SEWER SYSTEM MODEL SOFTWARE	\$ -	\$ 18,500.00	\$ 40,000.00	\$ -	\$ -
838	61440	55032	COPPER OPTIMIZATION STUDY	\$ -	\$ -	\$ 6,000.00	\$ -	\$ -
839	61440	55035	NPDES REPORT/WWTF STUDY	\$ 6,000.00	\$ 6,400.00	\$ 50,000.00	\$ 10,000.00	\$ 10,000.00
840	61440	55163	FACILITY MAINTENANCE	\$ -	\$ -	\$ 300.00	\$ 50,000.00	\$ 50,000.00
841	61440	56902	TAXES OTHER TOWNS	\$ -	\$ -	\$ 733,420.00	\$ 300.00	\$ 300.00
842	61440	57600	PRINCIPAL - INSIDE DEBT	\$ 66,850.00	\$ -	\$ 233,450.00	\$ -	\$ -
843	61440	57601	PRINCIPAL - OUTSIDE DEBT	\$ 233,017.32	\$ 239,117.80	\$ -	\$ 777,352.00	\$ 777,352.00
844	61440	57610	INTEREST - INSIDE DEBT	\$ 27,058.88	\$ -	\$ -	\$ -	\$ -
845	61440	57611	INTEREST - OUTSIDE DEBT	\$ 101,442.17	\$ 95,271.02	\$ -	\$ 189,461.00	\$ 189,461.00
847	61440	58616	SLUDGE LANDFILL	\$ -	\$ 139,640.97	\$ -	\$ -	\$ -
848	61440	62030	ENCUMB REPAIRS & MAINTEN	\$ -	\$ 975.00	\$ -	\$ -	\$ -
849	61440	62031	ENCUMB REPAIRS TO MAINS	\$ 2,479.12	\$ 27,139.06	\$ -	\$ -	\$ -
850	61440	62050	ENCUMB NEW EQUIPMENT	\$ 118,590.88	\$ 53,442.14	\$ -	\$ -	\$ -
852	61440	62190	ENCUMB PROFESSIONAL SERV	\$ -	\$ 360.67	\$ -	\$ -	\$ -
853	61440	62230	ENCUMB OFFICE SUPPLIES	\$ 5,179.23	\$ -	\$ -	\$ -	\$ -
857	61440	65123	ENCUMB COLD STORAGE BUILDING	\$ -	\$ 6,000.00	\$ -	\$ -	\$ -
858	61440	68203	ENCUMB WWTF-PLAN/HEADWORK DES	\$ 58,605.87	\$ 145,736.43	\$ -	\$ -	\$ -
859	61440	68610	ENC FACILITY PLANNING	\$ 214,359.51	\$ 17,608.45	\$ -	\$ -	\$ -
860	61440	68614	ENC PUMP STATIONS	\$ 47,633.09	\$ 35,165.80	\$ -	\$ -	\$ -
861	61440	68616	ENC SLUDGE LANDFILL	\$ 59,157.00	\$ 47,597.15	\$ -	\$ -	\$ -
862								
863	TOTAL	SEWER EXPENSES		\$ 2,891,787.98	\$ 2,289,615.07	\$ 3,154,977.96	\$ 3,092,842.00	\$ 3,124,563.24
864								
865	61999	SEWER OTHER EXPENDITURES				\$ -		
866	61999	59980	TRANSFER TO CAPITAL FUND	\$ -	\$ 95,500.00	\$ -	\$ -	\$ -
867	61999	59996	TRANSFER TO GENERAL FUND	\$ 216,318.00	\$ 246,762.00	\$ 325,000.00	\$ 340,000.00	\$ 340,000.00
868								
869	TOTAL	SEWER OTHER EXPENDITUR		\$ 216,318.00	\$ 342,262.00	\$ 325,000.00	\$ 340,000.00	\$ 340,000.00
870	TOTAL	SEWER FUND		\$ 3,108,105.98	\$ 2,631,877.07	\$ 3,479,977.96	\$ 3,432,842.00	\$ 3,464,563.24

Line #				FY2019 ACTUALS	FY2020 ACTUALS	FY2021 ORIG BUD	FY2022 DEPARTMENT	FY2022 MAYOR
871								
872	62450	WATER EXPENSES						
873	62450	51010	DEPT HEAD SALARY & WAGES	\$ 24,532.56	\$ 25,231.54	\$ 25,524.48	\$ 26,160.00	\$ 26,212.20
874	62450	51011	CITY ENGINEER SALARY & WAGES	\$ 20,876.47	\$ 21,471.08	\$ 21,719.88	\$ 22,155.00	\$ 22,305.54
875	62450	51012	CLERK/ASST SAL & WAGES	\$ 57,397.96	\$ 58,757.70	\$ 64,555.80	\$ 58,925.00	\$ 57,601.68
876	62450	51013	PT/CLERK/GIS	\$ 3,982.62	\$ 4,072.41	\$ 4,052.36	\$ 4,000.00	\$ 3,850.24
877	62450	51014	MAINTENANCE CREW SAL&WGS	\$ 83,082.40	\$ 275,988.47	\$ 291,009.43	\$ 336,961.00	\$ 386,670.42
878	62450	51015	DPW CLERK SALARY & WAGES	\$ 11,454.09	\$ 12,463.47	\$ 12,270.31	\$ 12,150.00	\$ 12,416.89
879	62450	51016	ASSISTANT DIR SALARY & WAGES	\$ 35,851.90	\$ 36,873.11	\$ 37,287.12	\$ 38,047.00	\$ 38,306.68
880	62450	51020	ENGINEERS SALARY & WAGES	\$ 11,318.90	\$ 5,331.20	\$ 11,660.48	\$ 9,690.00	\$ 13,510.82
881	62450	51030	OVERTIME	\$ 4,488.78	\$ 32,244.37	\$ 25,000.00	\$ 35,000.00	\$ 35,000.00
882	62450	51031	WEEK-END STANDBY	\$ -	\$ 14,134.77	\$ 20,000.00	\$ 20,000.00	\$ 20,000.00
883	62450	51090	CLOTH/UNIFORM ALLOWANCE	\$ 900.00	\$ 3,780.00	\$ 5,200.00	\$ 5,200.00	\$ 5,200.00
884	62450	51102	WORKING OUT OF GRADE	\$ -	\$ 331.73	\$ 5,000.00	\$ 5,000.00	\$ 5,000.00
885	62450	51105	SICK LEAVE INCENTIVE	\$ -	\$ -	\$ 2,500.00	\$ 2,500.00	\$ 2,500.00
886	62450	51551	TERMINATION LEAVE	\$ -	\$ 464.55	\$ -	\$ -	\$ -
887	62450	52030	REPAIRS & MAINTENANCE	\$ 1,648.94	\$ 31,954.29	\$ 25,000.00	\$ 25,000.00	\$ 25,000.00
888	62450	52031	REPAIRS TO MAINS	\$ 43,021.00	\$ 66,062.94	\$ 125,000.00	\$ 125,000.00	\$ 125,000.00
889	62450	52040	INFORMATION TECHNOLOGY	\$ 1,366.60	\$ 1,418.64	\$ 5,000.00	\$ 5,000.00	\$ 5,000.00
890	62450	52050	NEW EQUIPMENT	\$ 100,381.89	\$ 56,999.45	\$ 265,000.00	\$ 50,000.00	\$ 50,000.00
891	62450	52110	ENERGY & UTILITIES	\$ 41,712.95	\$ 252,140.26	\$ 310,000.00	\$ 319,300.00	\$ 319,300.00
892	62450	52150	COMMUNICATIONS	\$ -	\$ 4,374.50	\$ 10,000.00	\$ 10,000.00	\$ 10,000.00
893	62450	52151	TELECOMMUNICATIONS	\$ 1,311.26	\$ 5,946.05	\$ 15,000.00	\$ 15,000.00	\$ 15,000.00
894	62450	52170	PROFESSIONAL DEV & TRAVEL	\$ 1,356.52	\$ 2,381.38	\$ 8,000.00	\$ 8,000.00	\$ 8,000.00
895	62450	52190	PROFESSIONAL SERVICES	\$ 22,278.76	\$ 13,987.10	\$ 25,000.00	\$ 25,000.00	\$ 25,000.00
896	62450	52192	WPAT ADMINISTRATIVE FEES	\$ -	\$ 4,325.00	\$ 12,300.00	\$ 12,300.00	\$ 12,300.00
897	62450	52194	DAM INSPECTIONS	\$ -	\$ 33,798.72	\$ 12,000.00	\$ 12,000.00	\$ 12,000.00
898	62450	52230	OFFICE SUPPLIES	\$ 18,684.63	\$ 19,156.69	\$ 20,000.00	\$ 20,000.00	\$ 20,000.00
899	62450	52231	CHEMICALS/LAB SUPPLIES	\$ 868.80	\$ 20,312.86	\$ 108,150.00	\$ 112,000.00	\$ 112,000.00
900	62450	52240	VEHICLE SUPPLIES	\$ -	\$ 5,204.45	\$ 10,000.00	\$ 10,000.00	\$ 10,000.00
901	62450	52359	CONTRACT OPERATIONS	\$ 1,461,415.08	\$ 625,558.35	\$ 755,572.00	\$ 778,240.00	\$ 778,240.00
902	62450	55030	WATER SYSTEM SOFTWARE MODEL	\$ -	\$ 2,031.02	\$ 15,000.00	\$ 40,000.00	\$ 40,000.00
903	62450	55163	FACILITY MAINTENANCE	\$ -	\$ -	\$ 245,000.00	\$ 175,000.00	\$ 175,000.00
904	62450	56902	TAXES OTHER TOWNS	\$ -	\$ -	\$ 3,000.00	\$ 3,000.00	\$ 3,000.00
905	62450	57600	PRINCIPAL - INSIDE DEBT	\$ 66,850.00	\$ -	\$ -	\$ -	\$ -
906	62450	57601	PRINCIPAL - OUTSIDE DEBT	\$ 1,053,207.56	\$ 1,059,369.87	\$ 780,765.00	\$ 1,006,560.00	\$ 1,006,560.00
907	62450	57610	INTEREST - INSIDE DEBT	\$ 27,058.88	\$ -	\$ -	\$ -	\$ -
908	62450	57611	INTEREST - OUTSIDE DEBT	\$ 122,895.29	\$ 80,843.61	\$ 62,530.00	\$ 46,134.00	\$ 46,134.00
910	62450	62030	ENCUMB REPAIRS & MAINTEN	\$ -	\$ 975.00	\$ -	\$ -	\$ -
911	62450	62031	ENCUMB REPAIRS TO MAINS	\$ 296,743.19	\$ 153,090.14	\$ -	\$ -	\$ -
912	62450	62050	ENCUMB NEW EQUIPMENT	\$ 34,616.46	\$ 2,842.00	\$ -	\$ -	\$ -
916	62450	62190	ENCUMB PROFESSIONAL SERV	\$ 390.04	\$ 1,015.26	\$ -	\$ -	\$ -
918	62450	62230	ENCUMB OFFICE SUPPLIES	\$ 5,168.67	\$ -	\$ -	\$ -	\$ -
925	62450	68213	ENCUMB DESIGN & ENGINEERING	\$ 902.91	\$ -	\$ -	\$ -	\$ -
926	62450	68610	ENC FACILITY PLANNING	\$ 12,569.41	\$ -	\$ -	\$ -	\$ -
927								
928	<b>TOTAL</b>	<b>WATER EXPENSES</b>		<b>\$ 3,568,334.52</b>	<b>\$ 2,934,931.98</b>	<b>\$ 3,338,096.86</b>	<b>\$ 3,373,322.00</b>	<b>\$ 3,426,108.47</b>
929								
930	62999	WATER OTHER EXPENDITURES						
931	62999	59996	TRANSFER TO GENERAL FUND	\$ 286,318.00	\$ 286,318.00	\$ 330,000.00	\$ 350,000.00	\$ 350,000.00

Line #			FY2019 ACTUALS	FY2020 ACTUALS	FY2021 ORIG BUD	FY2022 DEPARTMENT	FY2022 MAYOR
932							
933	TOTAL	WATER OTHER EXPENDITUR	\$ 286,318.00	\$ 286,318.00	\$ 330,000.00	\$ 350,000.00	\$ 350,000.00
934	TOTAL	WATER FUND	\$ 3,854,652.52	\$ 3,221,249.98	\$ 3,668,096.86	\$ 3,723,322.00	\$ 3,776,108.47
935							
936	63640	GOLF COURSE EXPENSES					
937	63640	51010 DEPT HEAD SALARY & WAGES	\$ 75,070.36	\$ 77,208.85	\$ 78,103.44	\$ 79,818.68	\$ 80,209.95
938	63640	51011 GOLF PRO SALARY & WAGES	\$ 45,029.14	\$ 45,744.72	\$ 49,550.58	\$ 50,639.26	\$ 50,887.49
939	63640	51012 CLERK/ASST SAL & WAGES	\$ 11,621.70	\$ 11,852.00	\$ 18,552.78	\$ 19,190.64	\$ 19,190.64
940	63640	51013 LABORERS SALARY & WAGES	\$ 168,440.37	\$ 181,013.87	\$ 188,266.00	\$ 194,744.42	\$ 194,744.42
941	63640	51018 PRO SHOP STAFF SALARY & WAGES	\$ 5,802.01	\$ 2,400.07	\$ 30,000.00	\$ 30,000.00	\$ 30,000.00
942	63640	51030 OVERTIME	\$ 6,292.32	\$ 6,054.16	\$ 8,900.00	\$ 8,900.00	\$ 8,900.00
943	63640	51090 CLOTH/UNIFORM ALLOWANCE	\$ 2,150.00	\$ 2,150.00	\$ 2,150.00	\$ 2,150.00	\$ 2,150.00
944	63640	51460 LONGEVITY	\$ 2,670.00	\$ 2,760.00	\$ 3,945.00	\$ 2,880.00	\$ 2,880.00
945	63640	51551 TERMINATION LEAVE	\$ 17,326.25	\$ 2,981.01	\$ -	\$ -	\$ -
946	63640	52030 REPAIRS & MAINTENANCE	\$ 46,937.11	\$ 36,973.05	\$ 40,000.00	\$ 40,000.00	\$ 40,000.00
947	63640	52031 GOLF CART RENT & MAINTENANCE	\$ 43,894.45	\$ 50,306.24	\$ 50,000.00	\$ 50,000.00	\$ 50,000.00
948	63640	52050 EQUIPMENT	\$ 4,291.43	\$ -	\$ 6,000.00	\$ 6,000.00	\$ 6,000.00
949	63640	52110 ENERGY & UTILITIES	\$ 30,375.73	\$ 33,858.19	\$ 32,000.00	\$ 32,000.00	\$ 32,000.00
950	63640	52150 COMMUNICATIONS	\$ 325.00	\$ 325.00	\$ -	\$ -	\$ -
951	63640	52151 TELECOMMUNICATIONS	\$ 4,656.62	\$ 5,611.93	\$ 4,000.00	\$ 4,000.00	\$ 4,000.00
952	63640	52170 PROFESSIONAL DEV & TRAVEL	\$ 1,171.76	\$ 1,245.88	\$ 2,500.00	\$ 2,500.00	\$ 2,500.00
953	63640	52190 PROFESSIONAL SERVICES	\$ 11,862.49	\$ 15,181.60	\$ 13,200.00	\$ 13,200.00	\$ 13,200.00
954	63640	52230 OFFICE SUPPLIES	\$ 1,091.19	\$ 1,350.00	\$ 1,000.00	\$ 1,000.00	\$ 1,000.00
955	63640	52231 GOLF COURSE SUPPLIES	\$ 42,020.85	\$ 33,198.53	\$ 66,500.00	\$ 66,500.00	\$ 66,500.00
956	63640	52240 VEHICLE SUPPLIES	\$ 6,525.94	\$ 8,111.36	\$ 25,000.00	\$ 25,000.00	\$ 25,000.00
957	63640	57303 WATER	\$ 9,052.14	\$ 9,497.47	\$ 15,000.00	\$ 15,000.00	\$ 15,000.00
958	63640	62030 ENCUMB REPAIRS & MAINTEN	\$ 3,491.40	\$ -	\$ -	\$ -	\$ -
965							
966	TOTAL	GOLF COURSE EXPENSES	\$ 540,098.26	\$ 527,823.93	\$ 634,667.80	\$ 643,523.00	\$ 644,162.50
967							
968	63999	GOLF COURSE OTHER EXPENDITURES					
969	63999	59996 TRANSFER TO GENERAL FUND	\$ 170,000.00	\$ 180,000.00	\$ 190,000.00	\$ 195,000.00	\$ 195,000.00
970							
971	TOTAL	GOLF COURSE OTHER EXPE	\$ 170,000.00	\$ 180,000.00	\$ 190,000.00	\$ 195,000.00	\$ 195,000.00
972	TOTAL	GOLF COURSE FUND	\$ 710,098.26	\$ 707,823.93	\$ 824,667.80	\$ 838,523.00	\$ 839,162.50
973							
974	64433	LANDFILL CLOSURE EXPENSES					
975	64433	52031 REPAIRS TO PUMPS	\$ 10,000.00	\$ 10,000.00	\$ 11,000.00	\$ 11,600.00	\$ 11,600.00
976	64433	52110 ENERGY & UTILITIES	\$ 10,547.04	\$ 6,397.85	\$ 12,000.00	\$ 12,000.00	\$ 12,000.00
977	64433	52151 TELECOMMUNICATIONS	\$ 2,385.00	\$ 2,656.18	\$ 3,000.00	\$ 3,000.00	\$ 3,000.00
978	64433	52170 PROFESSIONAL DEV & TRAVEL	\$ -	\$ -	\$ -	\$ 17,200.00	\$ 17,200.00
979	64433	52190 PROFESSIONAL SERVICES	\$ 1,600.00	\$ 16,450.00	\$ 15,500.00	\$ -	\$ -
980	64433	52270 AIR POLLUTION CONTROL MAINTENA	\$ 9,000.00	\$ 10,000.00	\$ 21,700.00	\$ 22,800.00	\$ 22,800.00
981	64433	52271 GROUNDWATER MONITORING	\$ 11,525.00	\$ 9,828.24	\$ 12,600.00	\$ 12,600.00	\$ 12,600.00
982	64433	62110 ENCUMB ENERGY & UTILITIES	\$ -	\$ 555.82	\$ -	\$ -	\$ -
983	64433	62190 ENCUMB PROFESSIONAL SERV	\$ 25,900.00	\$ -	\$ -	\$ -	\$ -
984	64433	62270 ENC AIR POLLUTION CONTROL	\$ 550.00	\$ -	\$ -	\$ -	\$ -
985	64433	62271 ENCUMB GROUND WATER MONITRNG	\$ 8,925.00	\$ -	\$ -	\$ -	\$ -
986							
987	TOTAL	LANDFILL CLOSURE EXPEN	\$ 80,432.04	\$ 55,888.09	\$ 75,800.00	\$ 79,200.00	\$ 79,200.00

Line #			FY2019 ACTUALS	FY2020 ACTUALS	FY2021 ORIG BUD	FY2022 DEPARTMENT	FY2022 MAYOR
988							
989	64999	LANDFILL OTHER EXPENDITURES					
990	64999	59996 TRANSFER TO GENERAL FUND	\$ 1,300.00	\$ -		\$ -	\$ -
991							
992	TOTAL	LANDFILL OTHER EXPENDI	\$ 1,300.00	\$ -		\$ -	\$ -
993	TOTAL	LANDFILL CLOSURE FUND	\$ 81,732.04	\$ 55,888.09	\$ 75,800.00	\$ 79,200.00	\$ 79,200.00
994							
995	65430	SOLID WASTE EXPENSES					
996	65430	51010 DEPT HEAD SALARY & WAGES	\$ 14,591.75	\$ 17,059.27	\$ 20,541.31	\$ 21,000.00	\$ 19,488.21
997	65430	51011 TRANSFER STATN SUPER SALARY	\$ 58,300.34	\$ 51,885.47	\$ 47,035.87	\$ 50,000.00	\$ 48,297.22
998	65430	51012 ASST/STAFF SAL & WAGES	\$ -	\$ 5,242.76	\$ 13,609.53	\$ 14,000.00	\$ 13,976.63
999	65430	51013 ACCOUNT CLERK SALARY & WAGES	\$ 32,095.74	\$ 35,401.42	\$ 36,639.50	\$ 37,000.00	\$ 36,652.20
1000	65430	51018 TRANSFER STATN MONITOR SAL	\$ 16,284.00	\$ 17,384.15	\$ 17,238.00	\$ 18,000.00	\$ 20,826.98
1001	65430	51030 OVERTIME	\$ 197.48	\$ 671.67	\$ 1,000.00	\$ 1,000.00	\$ 1,000.00
1002	65430	51090 CLOTH/UNIFORM ALLOWANCE	\$ 700.00	\$ 962.50	\$ 1,050.00	\$ 1,050.00	\$ 1,050.00
1003	65430	51460 LONGEVITY	\$ 540.00	\$ 585.00	\$ 630.00	\$ 630.00	\$ 630.00
1004	65430	51551 TERMINATION LEAVE	\$ 1,737.91	\$ -	\$ -	\$ -	\$ -
1005	65430	52030 REPAIRS & MAINTENANCE	\$ 1,864.10	\$ 1,521.80	\$ 20,000.00	\$ 20,000.00	\$ 20,000.00
1006	65430	52050 MINOR EQUIPMENT	\$ 764.23	\$ 47.04	\$ 1,000.00	\$ 1,000.00	\$ 1,000.00
1007	65430	52110 ENERGY & UTILITIES	\$ 959.21	\$ 5,287.03	\$ 5,000.00	\$ 6,000.00	\$ 6,000.00
1008	65430	52150 COMMUNICATIONS	\$ -	\$ -	\$ 300.00	\$ 300.00	\$ 300.00
1009	65430	52170 PROFESSIONAL DEV & TRAVEL	\$ 497.31	\$ 699.49	\$ 700.00	\$ 700.00	\$ 700.00
1010	65430	52190 PROFESSIONAL SERVICES	\$ 3,812.62	\$ 6,825.75	\$ 15,000.00	\$ 15,000.00	\$ 10,000.00
1011	65430	52230 OFFICE SUPPLIES	\$ 2,595.09	\$ 226.87	\$ 2,000.00	\$ 2,000.00	\$ 2,000.00
1012	65430	52232 TRASH BAGS	\$ 2,800.00	\$ 12,220.00	\$ 15,000.00	\$ 15,000.00	\$ 15,000.00
1013	65430	52240 VEHICLE SUPPLIES	\$ 1,062.51	\$ 1,559.99	\$ 6,500.00	\$ 6,500.00	\$ 6,500.00
1014	65430	52361 TRASH DISPOSAL	\$ 354,136.81	\$ 433,363.50	\$ 564,500.00	\$ 470,000.00	\$ 450,000.00
1015	65430	52362 RECYCLING PROCESSING EXP	\$ 138,022.90	\$ 138,575.55	\$ 184,530.00	\$ 174,530.00	\$ 154,530.00
1018	65430	55126 CURBSIDE RECYCLING	\$ 169,666.75	\$ 208,537.70	\$ 219,437.00	\$ 219,437.00	\$ 219,437.00
1019	65430	55361 CURBSIDE RUBBISH COLLECT	\$ 399,246.54	\$ 424,060.08	\$ 508,815.00	\$ 508,815.00	\$ 508,815.00
1020	65430	55363 CURBSIDE YARD WASTE COLLECTION	\$ 61,953.50	\$ 64,556.70	\$ 68,000.00	\$ 68,000.00	\$ 68,000.00
1021	65430	55365 HOUSEHOLD HAZARDOUS WASTE	\$ 16,774.72	\$ 17,311.52	\$ 18,200.00	\$ 18,200.00	\$ 18,200.00
1023	65430	62150 ENCUMB COMMUNICATIONS	\$ 199.66	\$ -	\$ -	\$ -	\$ -
1024	65430	62240 ENCUMB VEHICLE SUPPLIES	\$ -	\$ -	\$ -	\$ -	\$ -
1025	65430	62361 ENCUMB TRASH DISPOSAL	\$ 60,000.00	\$ 27,294.46	\$ -	\$ -	\$ -
1026	65430	62362 ENCUMB RECYCLING PROCESSING	\$ -	\$ 9,521.10	\$ -	\$ -	\$ -
1027	65430	65126 ENCUMB CURBSIDE RECYCLING	\$ -	\$ 4,889.45	\$ -	\$ -	\$ -
1028	65430	65361 ENCUMB CURBSIDE RUBBISH C	\$ 42,291.87	\$ 34,129.63	\$ -	\$ -	\$ -
1029	65430	65363 ENC CURBSIDE YARD WASTE COLLEC	\$ -	\$ 6,212.86	\$ -	\$ -	\$ -
1030	65430	65365 ENCUMB HOUSEHOLD HAZARDOUS WA	\$ 150.00	\$ -	\$ -	\$ -	\$ -
1031							
1032	TOTAL	SOLID WASTE EXPENSES	\$ 1,381,245.04	\$ 1,526,032.76	\$ 1,766,726.21	\$ 1,668,162.00	\$ 1,622,403.24
1033							
1034	65999	SOLID WASTE OTHER EXPENDITURES					
1035	65999	59996 TRANSFER TO GENERAL FUND	\$ 100,000.00	\$ 105,000.00	\$ 115,000.00	\$ 120,000.00	\$ 120,000.00
1036							
1037	TOTAL	SOLID WASTE OTHER EXPE	\$ 100,000.00	\$ 105,000.00	\$ 115,000.00	\$ 120,000.00	\$ 120,000.00
1038	TOTAL	SOLID WASTE FUND	\$ 1,481,245.04	\$ 1,631,032.76	\$ 1,881,726.21	\$ 1,788,162.00	\$ 1,742,403.24
1039							
1040							



Line #			FY2019 ACTUALS	FY2020 ACTUALS	FY2021 ORIG BUD	FY2022 DEPARTMENT	FY2022 MAYOR	
1041	<b>ENTERPRISE ACCOUNTS TOTALS</b>		<b>\$ 9,235,833.84</b>	<b>\$ 8,247,871.83</b>	<b>\$ 9,930,268.83</b>	<b>\$ 9,862,049.00</b>	<b>\$ 9,901,437.45</b>	
1042								
1043								
1044	13960 SCHOOL EXPENSES							
1045	13960	50000	SCHOOL EXPENSES	\$ 20,961,858.27	\$ 22,266,720.31	\$ 22,093,779.38	\$ 22,640,438.00	\$ 22,584,828.00
1046	13960	51000	ADDITIONAL SCHOOL SPENDING	\$ 971,644.00	\$ 1,070,794.00	\$ 1,097,563.85	\$ 359,872.00	\$ 500,000.00
1047	13960	51207	5550-CROSSING GUARDS	\$ 60,361.50	\$ 59,384.29	\$ 166,550.00	\$ 62,600.00	\$ 61,000.00
1048	13960	51362	3300-SPED BUS MONITOR SALARY	\$ 48,799.69	\$ 43,778.56	\$ 85,000.00	\$ 110,000.00	\$ 49,000.00
1049	13960	52800	3300-REGULAR TRANSPORTATION	\$ 708,084.00	\$ 466,534.69	\$ 591,300.00	\$ 591,300.00	\$ 740,000.00
1050	13960	52801	3300-MCKINNEY-VENTO TRANSPORT	\$ 183,762.40	\$ 63,371.01	\$ 90,000.00	\$ 90,000.00	\$ 200,000.00
1051	13960	55804	3300-SPED TRANSPORTATION	\$ 637,139.25	\$ 503,382.61	\$ 768,745.00	\$ 825,490.00	\$ 685,000.00
1052								
1053	<b>TOTAL SCHOOL EXPENSES</b>		<b>\$ 23,571,649.11</b>	<b>\$ 24,473,965.47</b>	<b>\$ 24,892,938.23</b>	<b>\$ 24,679,700.00</b>	<b>\$ 24,819,828.00</b>	
1054								
1055	<b>TOTAL GENERAL GOVERNMENT</b>		<b>\$ 31,430,828.59</b>	<b>\$ 32,964,766.51</b>	<b>\$ 34,796,706.67</b>	<b>\$ 38,037,211.97</b>	<b>\$ 35,975,690.99</b>	
1056	<b>ENTERPRISE ACCOUNTS TOTALS</b>		<b>\$ 9,235,833.84</b>	<b>\$ 8,247,871.83</b>	<b>\$ 9,930,268.83</b>	<b>\$ 9,862,049.00</b>	<b>\$ 9,901,437.45</b>	
1057	<b>TOTAL SCHOOL EXPENSES</b>		<b>\$ 23,571,649.11</b>	<b>\$ 24,473,965.47</b>	<b>\$ 24,892,938.23</b>	<b>\$ 24,679,700.00</b>	<b>\$ 24,819,828.00</b>	
1058								
1059	<b>CITY OF GARDNER TOTAL</b>		<b>\$ 64,238,311.54</b>	<b>\$ 65,686,603.81</b>	<b>\$ 69,619,913.73</b>	<b>\$ 72,578,960.97</b>	<b>\$ 70,696,956.44</b>	