



CITY OF GARDNER - EXECUTIVE DEPARTMENT
Mark Hawke, Mayor

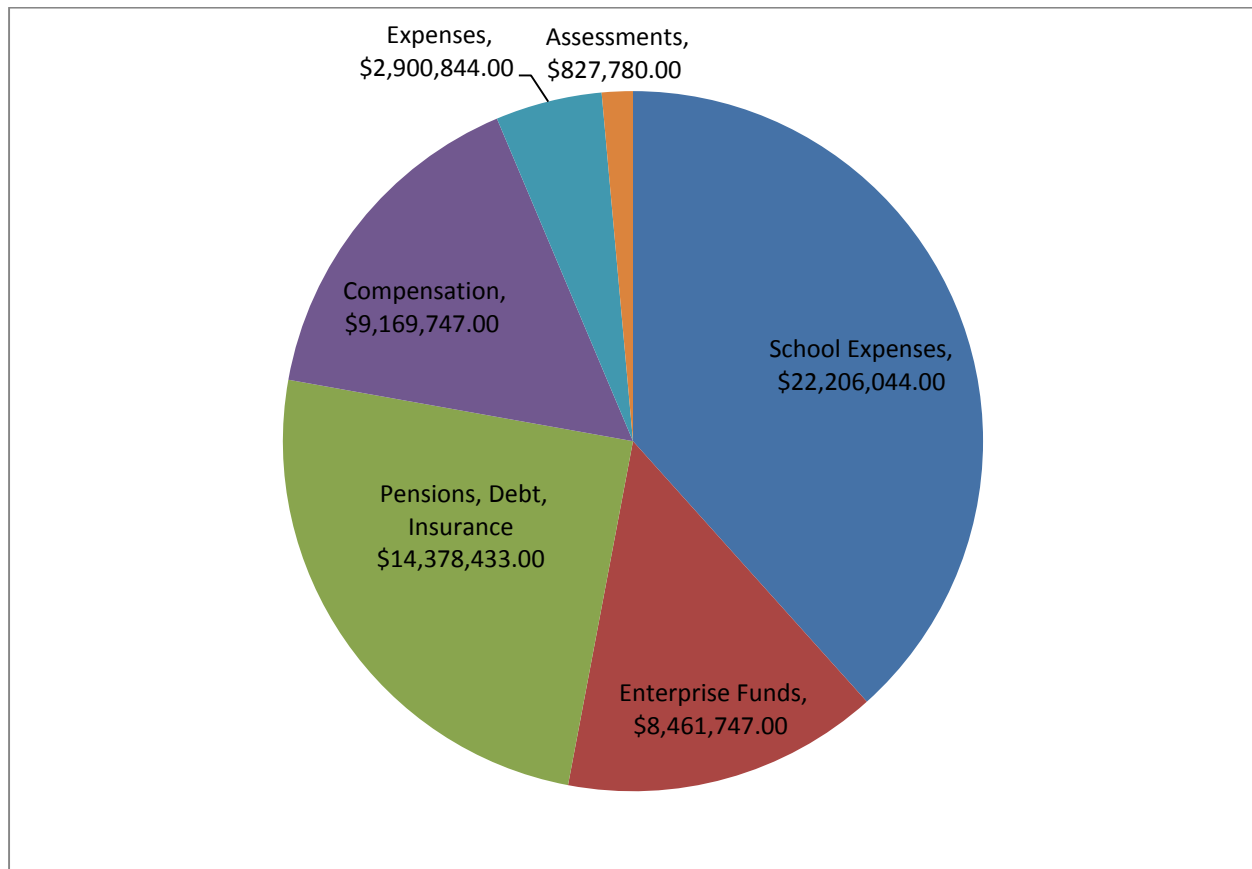
June 5, 2014

The Honorable James M. Walsh
Council President and
Gardner City Councilors
95 Pleasant Street
Gardner, MA 01440

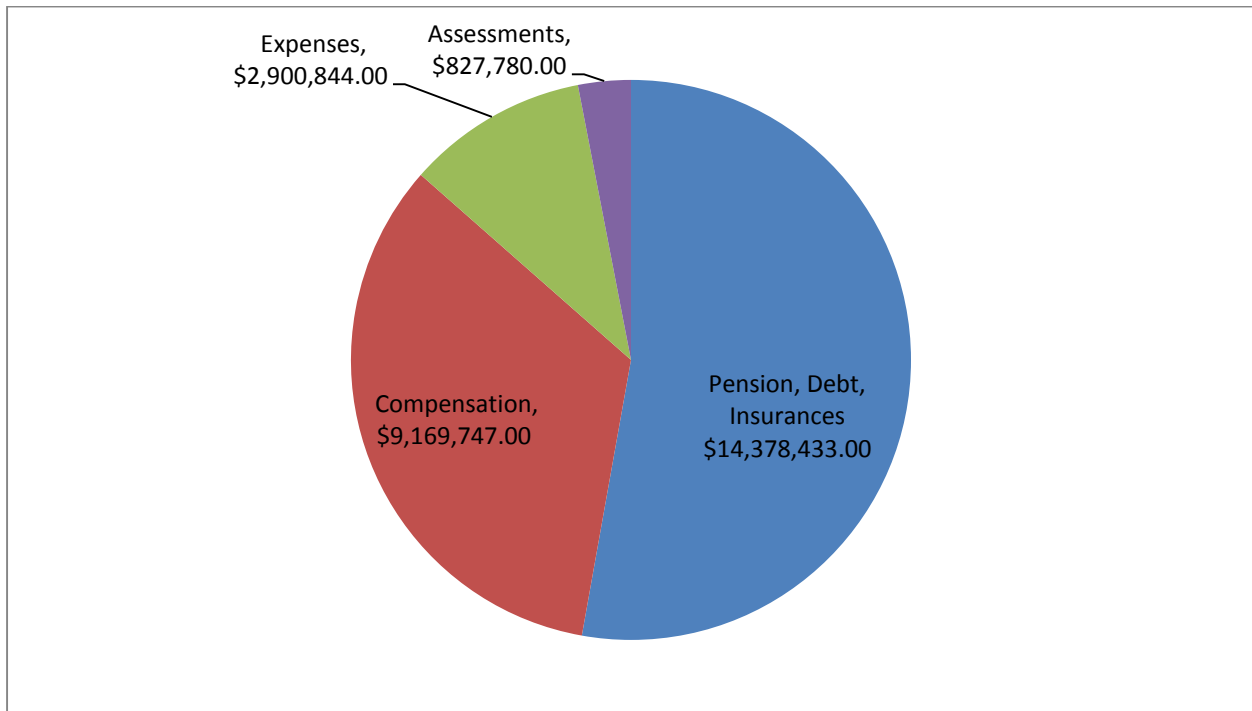
President Walsh,

I hereby submit my Fiscal Year 2015 Operating Budget for the City of Gardner.

Fiscal Year 2015 Budget by functional area: \$57,944,595

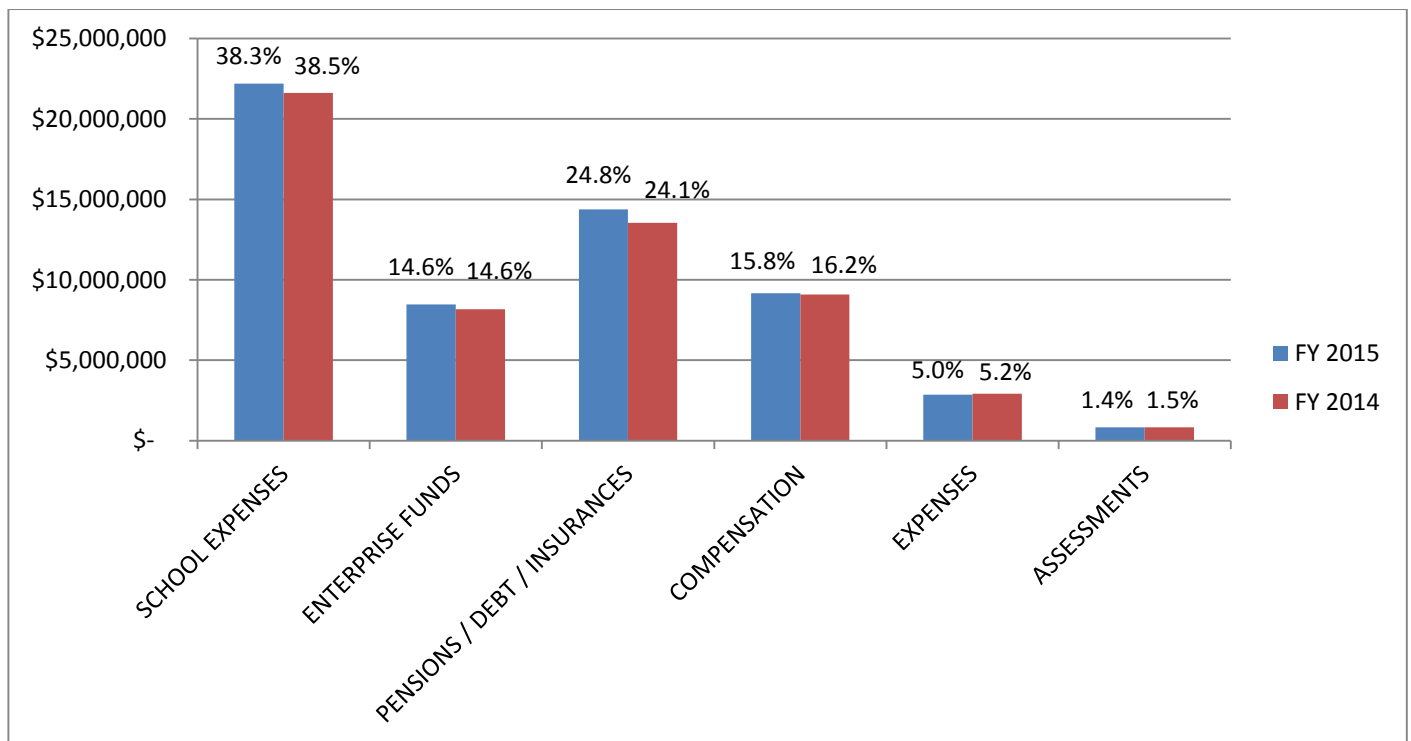


FY 2015 General Government by functional area: \$27,276,804



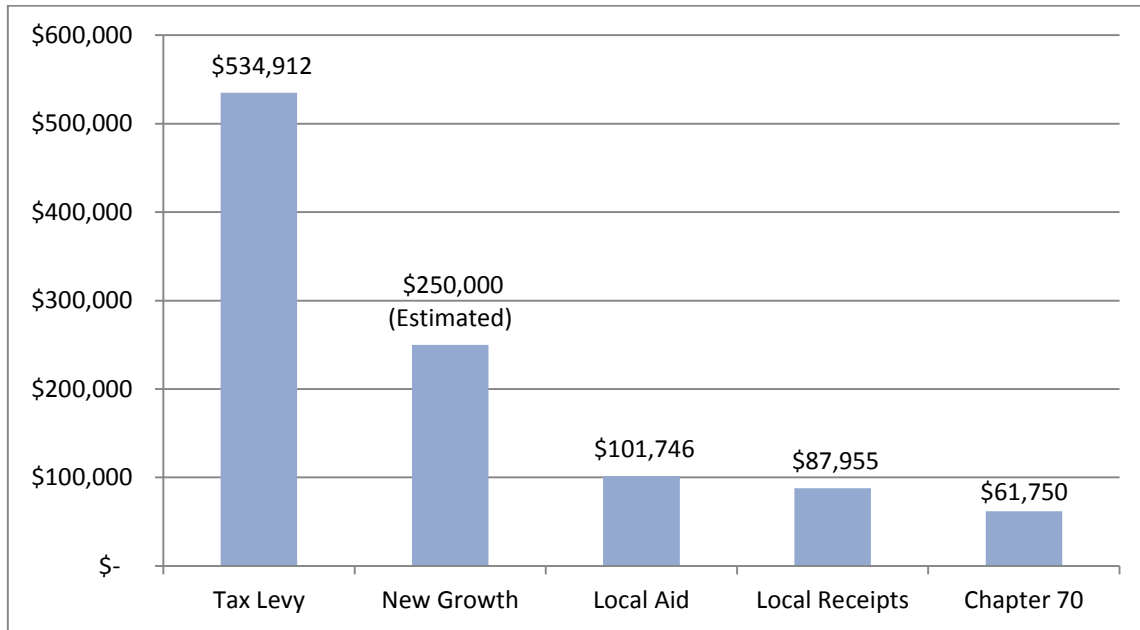
FY 2015 Comparison to FY 2014

The Fiscal Year 2015 General Government budget total of \$27,276,804 represents an increase of 3.41% over the Fiscal Year 2014 budget proposal of \$26,376,130. The total Fiscal Year 2015 budget of \$57,944,595 represents an increase of 3.17% over the total Fiscal Year 2014 budget of \$56,162,161.



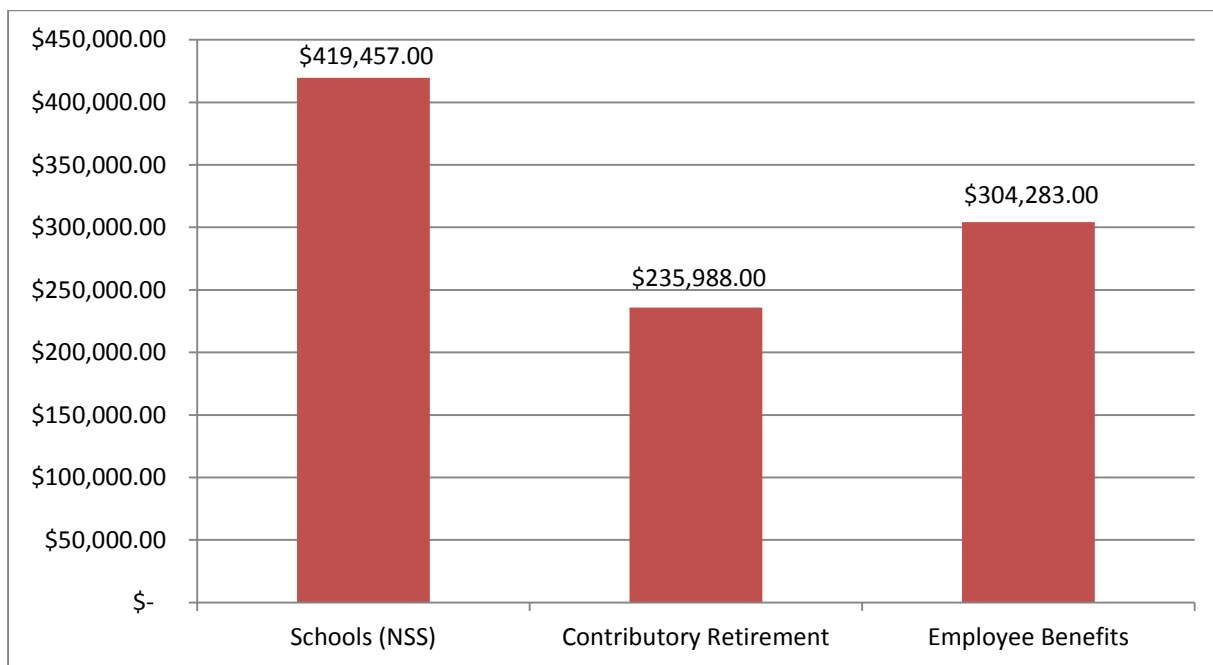
Fiscal Year 2015 Major Changes – Revenue

The major changes in revenue from FY14 to FY15 are the Real Estate Tax Levy increase of \$534,912; New Growth estimated at \$250,000; an increase in Local Aid of \$101,746; an increase of \$87,955 in Local Receipts; and an increase in Chapter 70 funding of \$61,750.



Fiscal Year 2015 Major Changes – Expenditures

Major changes in FY 2015 budget expenditures include an increase in Required Net Schools Spending (NSS) of \$419,457; a Contributory Retirement expense increase of \$235,988; Employee Benefits increase of \$304,283 (Health Insurance, Medicare, Workers and Unemployment Compensation).



The FY 2015 Budget proposal contains reductions to personnel of 1.5 FTE. These reductions are occurring due to efficiencies that have been realized over the past several fiscal years.

The cost of Employee Benefits, which includes Workers Compensation, Unemployment Compensation, Medicare and Health/Dental Insurance, is increasing by \$304,283. This increase follows a very active fiscal year in the City's self-insured health care pool.

The FY 2015 Budget also relies on approximately \$50,400 in Net Metering Credits which will be derived from the West Street Solar facility. This represents about 1/3 of the total expected savings over the course of a full year. Since this is the first year of operation, we felt it prudent to not rely on the full savings amount.

Cherry Sheet revenue, particularly Local Aid, should still be of particular concern to all. In FY 2009 the City received \$5,273,964 in combined Lottery Aid and Additional Assistance. In FY 2015 the City will receive \$3,770,660. This is a **\$1,503,304** reduction in local aid funding. During this same period Chapter 70 education funding is down only **\$134,689** while the City's required contribution has increased by \$1,323,235 for a net increase of \$1,188,546!

Respectfully Submitted,



Mark Hawke
Mayor, City of Gardner

ORG/ OBJ	DEPARTMENT	2012 EXPENDED	2013 EXPENDED	2014 MAYOR	2015 DEPARTMENT	2015 MAYOR	2015 CITY COUNCIL	
3	11111	CITY COUNCIL						
4	51010	\$ 74,413.05	\$ 74,500.44	\$ 74,501.00	\$ 74,500.00	\$ 74,501.00		
5	51012	\$ 3,584.34	\$ 3,500.00	\$ 4,000.00	\$ 4,000.00	\$ 4,000.00		
6	52050	\$ -	\$ 253.98	\$ 500.00	\$ 500.00	\$ 500.00		
7	52150	\$ 9,023.48	\$ 11,445.03	\$ 8,000.00	\$ 8,000.00	\$ 8,000.00		
8	52230	\$ 2,166.32	\$ 2,123.03	\$ 1,500.00	\$ 1,500.00	\$ 1,500.00		
9	55010	\$ 802.00	\$ -	\$ 1,000.00	\$ -	\$ -		
10	* TOTAL 11111	\$ 89,989.19	\$ 91,822.48	\$ 89,501.00	\$ 88,500.00	\$ 88,501.00		
11								
12	11121	MAYOR						
13	51010	\$ 78,952.50	\$ 78,650.00	\$ 78,953.00	\$ 78,953.00	\$ 78,953.00		
14	51011	\$ -	\$ -	\$ -	\$ 48,000.00	\$ -		
15	51012	\$ 40,153.81	\$ 40,800.24	\$ 41,777.00	\$ 42,613.00	\$ 42,195.00		
16	51023	\$ 527.94	\$ 370.22	\$ 1,000.00	\$ 4,313.00	\$ 4,313.00		
17	51460	\$ -	\$ 150.00	\$ 180.00	\$ 210.00	\$ 210.00		
18	51551	\$ -	\$ -	\$ -	\$ -	\$ -		
19	52030	\$ -	\$ -	\$ 500.00	\$ 500.00	\$ 500.00		
20	52040	\$ 54.98	\$ -	\$ 1,000.00	\$ -	\$ -		
21	52050	\$ 336.27	\$ -	\$ 500.00	\$ 500.00	\$ 500.00		
22	52150	\$ 741.13	\$ 151.03	\$ 1,000.00	\$ 1,000.00	\$ 1,000.00		
23	52151	\$ 1,156.01	\$ 1,065.13	\$ 1,500.00	\$ 1,500.00	\$ 1,500.00		
24	52170	\$ 734.02	\$ 1,855.07	\$ 2,200.00	\$ 2,500.00	\$ 2,500.00		
25	52190	\$ 4,558.00	\$ 6,774.25	\$ 6,500.00	\$ 6,200.00	\$ 6,200.00		
26	52230	\$ 1,915.22	\$ 1,337.29	\$ 1,500.00	\$ 1,500.00	\$ 1,500.00		
27	52240	\$ 79.41	\$ 402.52	\$ -	\$ -	\$ -		
28	55010	\$ -	\$ -	\$ -	\$ -	\$ -		
29	* TOTAL 11121	\$ 129,209.29	\$ 131,555.75	\$ 136,610.00	\$ 187,789.00	\$ 139,371.00		
30								
31	11135	CITY AUDITOR						
32	51010	\$ 70,269.03	\$ 71,400.16	\$ 73,109.00	\$ 74,571.18	\$ 73,841.00		
33	51011	\$ 35,297.64	\$ 35,865.44	\$ 37,662.00	\$ 38,415.24	\$ 38,039.00		
34	51460	\$ 635.00	\$ 700.00	\$ 765.00	\$ 825.00	\$ 200.00		
35	51551	\$ -	\$ -	\$ -	\$ -	\$ -		
36	52030	\$ -	\$ 18.60	\$ 100.00	\$ 100.00	\$ 100.00		
37	52040	\$ -	\$ -	\$ -	\$ -	\$ -		
38	52050	\$ 386.00	\$ -	\$ 200.00	\$ 100.00	\$ 100.00		
39	52150	\$ -	\$ 127.80	\$ -	\$ -	\$ -		
40	52151	\$ -	\$ -	\$ -	\$ -	\$ -		
41	52170	\$ 2,634.55	\$ 1,412.18	\$ 2,500.00	\$ 2,500.00	\$ 2,500.00		
42	52190	\$ 21,800.00	\$ 22,000.00	\$ 30,000.00	\$ 32,000.00	\$ 32,000.00		
43	52230	\$ 1,342.38	\$ 488.33	\$ 1,000.00	\$ 1,500.00	\$ 1,500.00		
44	* TOTAL 11135	\$ 132,364.60	\$ 132,012.51	\$ 145,336.00	\$ 150,011.42	\$ 148,280.00		

45
46

ORG/ OBJ	DEPARTMENT	2012 EXPENDED	2013 EXPENDED	2014 MAYOR	2015 DEPARTMENT	2015 MAYOR	2015 CITY COUNCIL
47							
48	11138 PURCHASING						
49	51010 DEPT HEAD SALARY & WAGES	\$ 65,250.00	\$ 66,300.00	\$ 67,887.00	\$ 67,887.00	\$ 68,566.00	
50	51012 SENIOR ACCOUNT CLERK SAL & WAG	\$ 28,619.17	\$ -	\$ -	\$ -	\$ -	
51	51013 ACCOUNT CLERK SALARY & WAGES	\$ -	\$ 9,914.19	\$ 14,366.00	\$ 16,575.00	\$ 16,742.00	
52	51023 TEMP SALARY & WAGES	\$ -	\$ -	\$ -	\$ -	\$ -	
53	51030 OVERTIME	\$ -	\$ -	\$ -	\$ -	\$ -	
54	51460 LONGEVITY	\$ 900.00	\$ 360.00	\$ 400.00	\$ 800.00	\$ 800.00	
55	52030 REPAIRS & MAINTENANCE	\$ -	\$ -	\$ -	\$ -	\$ -	
56	52040 INFORMATION TECHNOLOGY	\$ 1,496.82	\$ -	\$ -	\$ -	\$ -	
57	52050 MINOR EQUIPMENT	\$ 129.95	\$ -	\$ -	\$ -	\$ -	
58	52150 COMMUNICATIONS	\$ 798.18	\$ 682.56	\$ 1,250.00	\$ 1,250.00	\$ 1,250.00	
59	52151 TELECOMMUNICATIONS	\$ -	\$ -	\$ -	\$ -	\$ -	
60	52170 PROFESSIONAL DEV & TRAVEL	\$ 1,306.87	\$ 2,299.45	\$ 2,500.00	\$ 2,500.00	\$ 2,500.00	
61	52190 PROFESSIONAL SERVICES	\$ -	\$ -	\$ -	\$ -	\$ -	
62	52230 OFFICE SUPPLIES	\$ 1,480.34	\$ 1,778.38	\$ 1,500.00	\$ 1,500.00	\$ 1,500.00	
63	* TOTAL 11138	\$ 99,981.33	\$ 81,334.58	\$ 87,903.00	\$ 90,512.00	\$ 91,358.00	

64							
65	11141 ASSESSORS						
66	51010 CHAIRMAN ASSESS SAL&WAGES	\$ 60,230.97	\$ 61,199.84	\$ 60,669.00	\$ 56,100.00	\$ 55,550.00	
67	51012 CLERK/ASST SAL & WAGES	\$ 27,167.42	\$ 31,950.90	\$ 33,152.00	\$ 16,908.00	\$ 16,742.00	
68	51013 P/T CLERK/ASST SAL & WGS	\$ -	\$ 6,183.05	\$ 14,412.00	\$ -	\$ -	
69	51014 ASSESSORS PART TIME SAL&W	\$ 4,000.08	\$ 4,000.08	\$ 4,001.00	\$ 4,001.00	\$ 4,001.00	
70	51030 OVERTIME	\$ 768.56	\$ -	\$ -	\$ -	\$ -	
71	51460 LONGEVITY	\$ -	\$ -	\$ -	\$ -	\$ -	
72	52030 REPAIRS & MAINTENANCE	\$ -	\$ -	\$ -	\$ -	\$ -	
73	52040 INFORMATION TECHNOLOGY	\$ 26,849.26	\$ -	\$ -	\$ -	\$ -	
74	52050 MINOR EQUIPMENT	\$ -	\$ -	\$ -	\$ -	\$ -	
75	52150 COMMUNICATIONS	\$ 2,413.62	\$ 2,101.63	\$ 500.00	\$ 2,500.00	\$ 2,500.00	
76	52151 TELECOMMUNICATIONS	\$ -	\$ -	\$ -	\$ -	\$ -	
77	52170 PROFESSIONAL DEV & TRAVEL	\$ 3,135.16	\$ 2,587.85	\$ 2,500.00	\$ 500.00	\$ 500.00	
78	52190 PROFESSIONAL SERVICES	\$ 9,818.75	\$ 12,213.13	\$ 5,850.00	\$ 5,000.00	\$ 5,000.00	
79	52230 OFFICE SUPPLIES	\$ 2,385.60	\$ 2,505.70	\$ 2,500.00	\$ 2,500.00	\$ 2,500.00	
80	55030 COMPUTER SOFTWARE	\$ -	\$ -	\$ -	\$ -	\$ -	
81	55040 VALUATION MAINTENANCE	\$ 30,005.00	\$ 21,665.00	\$ 22,275.00	\$ 19,998.00	\$ -	
82	55050 VALUATION UPDATE	\$ 29,961.60	\$ 4,925.00	\$ 12,860.00	\$ 76,000.00	\$ 76,000.00	
83	* TOTAL 11141	\$ 196,736.02	\$ 149,332.18	\$ 158,719.00	\$ 183,507.00	\$ 162,793.00	

84

85

86

87

88

89

90

ORG/ OBJ	DEPARTMENT	2012 EXPENDED	2013 EXPENDED	2014 MAYOR	2015 DEPARTMENT	2015 MAYOR	2015 CITY COUNCIL	
93	11145	CITY TREASURER						
94	51010	\$ 72,778.81	\$ 73,950.24	\$ 75,720.00	\$ 77,235.00	\$ 76,478.00		
95	51011	\$ 36,198.61	\$ 36,781.16	\$ 37,662.00	\$ 38,416.00	\$ 38,039.00		
96	51012	\$ -	\$ 35,865.44	\$ 36,724.00	\$ 37,459.00	\$ 37,092.00		
97	51015	\$ 55,211.42	\$ 56,100.20	\$ 57,442.00	\$ 58,951.00	\$ 58,017.00		
98	51018	\$ 7,830.00	\$ 7,956.00	\$ 8,144.00	\$ 8,307.00	\$ 8,226.00		
99	51030	\$ 130.32	\$ -	\$ 1,000.00	\$ 1,000.00	\$ 1,000.00		
100	51460	\$ 1,555.00	\$ 2,920.00	\$ 3,050.00	\$ 2,840.00	\$ 2,840.00		
101	52030	\$ -	\$ -	\$ 800.00	\$ 800.00	\$ 800.00		
102	52033	\$ 8,144.10	\$ 3,358.09	\$ 12,000.00	\$ 20,000.00	\$ 20,000.00		
103	52040	\$ 116,399.29	\$ 4,711.68	\$ 20,000.00	\$ -	\$ -		
104	52050	\$ -	\$ 277.32	\$ 1,000.00	\$ 1,000.00	\$ 1,000.00		
105	52150	\$ -	\$ -	\$ 200.00	\$ 200.00	\$ 200.00		
107	52170	\$ 375.00	\$ 335.00	\$ 1,500.00	\$ 1,500.00	\$ 1,500.00		
108	52190	\$ 47,258.12	\$ 37,494.49	\$ 38,400.00	\$ 40,000.00	\$ 40,000.00		
109	52230	\$ 1,540.85	\$ 4,305.12	\$ 3,750.00	\$ 5,000.00	\$ 5,000.00		
110	52250	\$ 47,339.33	\$ 57,637.74	\$ 63,000.00	\$ 68,000.00	\$ 65,000.00		
111	52280	\$ 2,928.25	\$ 3,561.55	\$ -	\$ -	\$ -		
112	* TOTAL 11145	\$ 397,689.10	\$ 325,254.03	\$ 360,392.00	\$ 360,708.00	\$ 355,192.00		
113								
114	11146	TAX COLLECTOR						
115	51012	\$ 35,297.64	\$ -	\$ -	\$ -	\$ -		
116	51013	\$ -	\$ -	\$ -	\$ -	\$ -		
117	51014	\$ -	\$ -	\$ -	\$ -	\$ -		
118	51460	\$ 1,090.00	\$ -	\$ -	\$ -	\$ -		
119	51551	\$ -	\$ -	\$ -	\$ -	\$ -		
120	52030	\$ -	\$ -	\$ -	\$ -	\$ -		
122	52150	\$ 730.36	\$ -	\$ -	\$ -	\$ -		
123	52170	\$ 121.00	\$ -	\$ -	\$ -	\$ -		
124	52190	\$ 2,400.00	\$ -	\$ -	\$ -	\$ -		
125	52230	\$ 939.42	\$ -	\$ -	\$ -	\$ -		
126	52250	\$ 9,773.10	\$ -	\$ -	\$ -	\$ -		
127	* TOTAL 11146	\$ 50,351.52	\$ -	\$ -	\$ -	\$ -		
128								
129	11151	LAW						
130	51010	\$ 69,767.39	\$ 70,890.04	\$ 72,587.00	\$ 74,039.00	\$ 73,313.00		
131	51011	\$ 38,563.79	\$ 39,184.08	\$ 40,122.00	\$ 40,925.00	\$ 40,524.00		
132	52191	\$ -	\$ -	\$ 5,000.00	\$ -	\$ 2,500.00		
133	51460	\$ -	\$ 300.00	\$ 360.00	\$ 420.00	\$ 420.00		
134	52170	\$ 1,902.41	\$ 1,989.44	\$ 1,000.00	\$ 1,000.00	\$ 1,000.00		
135	52193	\$ -	\$ -	\$ 100.00	\$ 100.00	\$ 100.00		
136	52230	\$ 1,632.76	\$ 1,066.22	\$ 3,000.00	\$ 3,000.00	\$ 3,000.00		
137	55051	\$ 316.34	\$ 944.34	\$ 500.00	\$ 500.00	\$ 500.00		
138	* TOTAL 11151	\$ 112,182.69	\$ 114,374.12	\$ 122,669.00	\$ 119,984.00	\$ 121,357.00		

ORG/ OBJ	DEPARTMENT	2012 EXPENDED	2013 EXPENDED	2014 MAYOR	2015 DEPARTMENT	2015 MAYOR	2015 CITY COUNCIL
139							
140	11152 PERSONNEL						
141	51010 DEPT HEAD SALARY & WAGES	\$ 70,269.03	\$ 71,400.16	\$ 73,109.00	\$ 74,572.00	\$ 73,841.00	
142	51023 TEMP P/T CLERK/TYPIST	\$ 16,329.62	\$ 12,393.27	\$ 28,783.00	\$ 33,024.00	\$ 33,484.00	
143	51460 LONGEVITY	\$ 300.00	\$ 330.00	\$ 360.00	\$ 390.00	\$ 390.00	
144	51551 TERMINATION LEAVE	\$ -	\$ -	\$ -	\$ -	\$ -	
145	52030 REPAIRS & MAINTENANCE	\$ -	\$ -	\$ -	\$ -	\$ -	
146	52040 INFORMATION TECHNOLOGY	\$ -	\$ -	\$ -	\$ -	\$ -	
147	52050 MINOR EQUIPMENT	\$ -	\$ 111.78	\$ 1,000.00	\$ 1,000.00	\$ 1,000.00	
148	52150 COMMUNICATIONS	\$ 1,584.96	\$ 2,319.40	\$ 2,500.00	\$ 3,000.00	\$ 3,000.00	
149	52151 TELECOMMUNICATIONS	\$ -	\$ -				
150	52170 PROFESSIONAL DEV & TRAVEL	\$ 1,330.00	\$ 1,042.14	\$ 2,000.00	\$ 2,000.00	\$ 2,000.00	
151	52190 PROFESSIONAL SERVICES	\$ 1,252.50	\$ 1,839.00	\$ 7,000.00	\$ 7,000.00	\$ 7,000.00	
152	52191 V.I.P.S. PROGRAM	\$ 1,053.43	\$ 264.08	\$ 300.00	\$ 1,200.00	\$ 1,200.00	
153	52192 MEDICAL EXAMS	\$ 14,583.00	\$ -	\$ 10,000.00	\$ 12,000.00	\$ 12,000.00	
154	52230 OFFICE SUPPLIES	\$ 759.65	\$ 1,014.21	\$ 1,500.00	\$ 1,500.00	\$ 1,500.00	
155	57200 CLEANING CONTRACT	\$ -	\$ -	\$ -	\$ -	\$ -	
156	* TOTAL 11152	\$ 107,462.19	\$ 90,714.04	\$ 126,552.00	\$ 135,686.00	\$ 135,415.00	
157							
158	11155 INFORMATION TECHNOLOGY						
159	51010 DEPT HEAD SALARY & WAGES	\$ -	\$ 75,000.00	\$ 76,795.00	\$ 78,331.00	\$ 77,563.00	
160	52040 INFORMATION TECHNOLOGY	\$ -	\$ 72,350.15	\$ 63,925.00	\$ 37,500.00	\$ 37,500.00	
161	52041 SOFTWARE/SERVICE/LISC RENEWAL	\$ -	\$ 55,465.56	\$ 65,435.00	\$ 87,413.00	\$ 90,000.00	
162	52151 TELECOMMUNICATIONS	\$ -	\$ 2,294.33	\$ 2,700.00	\$ 2,700.00	\$ 2,700.00	
163	52170 PROFESSIONAL DEV & TRAVEL	\$ -	\$ 2,932.20	\$ 1,500.00	\$ 1,500.00	\$ 1,500.00	
164	52230 OFFICE SUPPLIES	\$ -	\$ 326.99	\$ 500.00	\$ 500.00	\$ 500.00	
165	52231 PRINTER/COPIER SUPPLIES	\$ -	\$ -	\$ 5,625.00	\$ 9,500.00	\$ 9,500.00	
166	52232 PREPRINTED FORMS	\$ -	\$ -	\$ -	\$ -	\$ -	
167	62230 ENCUMB OFFICE SUPPLIES	\$ -	\$ 275.00	\$ -	\$ -	\$ -	
168	* TOTAL 11152	\$ -	\$ 208,644.23	\$ 216,480.00	\$ 217,444.00	\$ 219,263.00	
169							
170	11161 CITY CLERK						
171	51010 DEPT HEAD SALARY & WAGES	\$ 60,230.97	\$ 61,199.84	\$ 62,665.00	\$ 63,919.00	\$ 63,292.00	
172	51011 ASSISTANT SALARY & WAGES	\$ 34,149.07	\$ 36,781.16	\$ 37,662.00	\$ 38,416.00	\$ 38,039.00	
173	51012 SENIOR CLERK SAL & WAGES	\$ 30,141.85	\$ 29,761.22	\$ 31,360.00	\$ 31,988.00	\$ 31,674.00	
174	51460 LONGEVITY	\$ 400.00	\$ 465.00	\$ 150.00	\$ 150.00	\$ 150.00	
176	52040 INFORMATION TECHNOLOGY	\$ -	\$ -				
177	52050 MINOR EQUIPMENT	\$ 4,290.00	\$ 307.00	\$ 500.00	\$ 500.00	\$ 500.00	
178	52150 COMMUNICATIONS	\$ -	\$ -				
179	52030 REPAIRS & MAINTENANCE	\$ -	\$ -	\$ 284.20			
180	52170 PROFESSIONAL DEV & TRAVEL	\$ 499.00	\$ 219.00	\$ 500.00	\$ 500.00	\$ 500.00	
181	52190 PROFESSIONAL SERVICES	\$ 6,048.79	\$ 3,436.09	\$ 6,015.80	\$ 11,335.00	\$ 10,195.00	
182	52230 OFFICE SUPPLIES	\$ 1,685.55	\$ 1,159.02	\$ 1,000.00	\$ 1,000.00	\$ 1,000.00	
183	* TOTAL 11161	\$ 137,445.23	\$ 133,328.33	\$ 140,137.00	\$ 147,808.00	\$ 145,350.00	

ORG/ OBJ	DEPARTMENT	2012 EXPENDED	2013 EXPENDED	2014 MAYOR	2015 DEPARTMENT	2015 MAYOR	2015 CITY COUNCIL
184							
186	11162 ELECTION & REGISTRATION						
187	51010 BD OF REGISTRATION SAL&WA	\$ 2,250.30	\$ 2,250.00	\$ 2,300.00	\$ 2,300.00	\$ 2,300.00	
188	51013 ELECTION OFFICERS SAL&WGS	\$ 16,140.34	\$ 31,432.77	\$ 17,700.00	\$ 17,500.00	\$ 17,500.00	
189	52050 MINOR EQUIPMENT	\$ -	\$ -	\$ -	\$ -	\$ -	
190	52150 COMMUNICATIONS	\$ 1,026.88	\$ 5,933.67	\$ 4,710.00	\$ 5,520.00	\$ 5,520.00	
191	52190 PROFESSIONAL SERVICES	\$ 20,565.63	\$ 15,775.53	\$ 17,890.00	\$ 12,850.00	\$ 12,850.00	
192	52230 OFFICE SUPPLIES	\$ 6,983.60	\$ 2,472.99	\$ 2,500.00	\$ 2,500.00	\$ 2,500.00	
193	55202 VOTING EQUIPMENT	\$ -	\$ -	\$ -	\$ -	\$ -	
194	* TOTAL 11162	\$ 46,966.75	\$ 57,864.96	\$ 45,100.00	\$ 40,670.00	\$ 40,670.00	
195							
196	11165 LICENSE COMMISSION						
197	51012 CLERK/ASST SAL & WAGES	\$ -	\$ -	\$ -	\$ -	\$ -	
198	51014 LICENSE BD SALARY & WAGES	\$ 1,700.00	\$ 1,700.00	\$ 1,700.00	\$ 1,700.00	\$ 1,700.00	
199	51030 OVERTIME	\$ 100.00	\$ 190.09	\$ 300.00	\$ 300.00	\$ 300.00	
200	52150 COMMUNICATIONS	\$ 62.00	\$ 68.00	\$ 240.00	\$ 150.00	\$ 150.00	
201	52170 PROFESSIONAL DEV & TRAVEL	\$ 136.09	\$ -	\$ 75.00	\$ 200.00	\$ 200.00	
202	52190 PROFESSIONAL SERVICES	\$ 90.68	\$ -	\$ 200.00	\$ 200.00	\$ 200.00	
203	52230 OFFICE SUPPLIES	\$ 284.56	\$ 519.04	\$ 185.00	\$ 400.00	\$ 400.00	
204	* TOTAL 11165	\$ 2,373.33	\$ 2,477.13	\$ 2,700.00	\$ 2,950.00	\$ 2,950.00	
205							
206	11171 CONSERVATION COMMISSION						
207	51011 CONSERVATON AGENT SAL&WGS	\$ 20,141.16	\$ 33,755.00	\$ 34,570.00	\$ 27,550.00	\$ 27,550.00	
208	51014 BOARD & COMM SAL & WAGES	\$ 3,600.00	\$ 3,700.00	\$ 3,700.00	\$ 3,700.00	\$ 3,700.00	
209	51030 OVERTIME	\$ 1,210.95	\$ -	\$ -	\$ -	\$ -	
210	51460 LONGEVITY	\$ -	\$ 285.00	\$ 300.00	\$ 315.00	\$ -	
211	52150 COMMUNICATIONS	\$ 44.34	\$ -	\$ -	\$ -	\$ -	
212	52170 PROFESSIONAL DEV & TRAVEL	\$ 274.00	\$ -	\$ 600.00	\$ 600.00	\$ 600.00	
213	52190 PROFESSIONAL SERVICES	\$ -	\$ -	\$ -	\$ -	\$ -	
214	52230 OFFICE SUPPLIES	\$ 25.95	\$ 24.39	\$ 100.00	\$ 100.00	\$ 100.00	
215	* TOTAL 11171	\$ 25,296.40	\$ 37,764.39	\$ 39,270.00	\$ 32,265.00	\$ 31,950.00	
216							
218	11175 PLANNING BOARD						
219	51011 PLANNING AGENT SALARY & WAGES	\$ -	\$ -	\$ -	\$ -	\$ -	
220	51014 BOARD & COMM SAL & WAGES	\$ 3,200.00	\$ 3,200.00	\$ 3,200.00	\$ 3,200.00	\$ 3,200.00	
221	51460 LONGEVITY	\$ -	\$ -	\$ -	\$ -	\$ -	
222	52030 REPAIRS & MAINTENANCE	\$ 205.68	\$ -	\$ 1.00	\$ 240.00	\$ 240.00	
223	52150 COMMUNICATIONS	\$ 15.00	\$ 391.72	\$ 349.00	\$ 160.00	\$ 160.00	
224	52170 PROFESSIONAL DEV & TRAVEL	\$ 206.00	\$ 187.20	\$ 250.00	\$ 300.00	\$ 300.00	
225	52190 PROFESSIONAL SERVICES	\$ -	\$ -	\$ -	\$ -	\$ -	
226	52198 OPEN SPACE PLAN	\$ -	\$ -	\$ -	\$ -	\$ -	
227	52230 OFFICE SUPPLIES	\$ -	\$ -	\$ -	\$ -	\$ -	
228	* TOTAL 11175	\$ 3,626.68	\$ 3,778.92	\$ 3,800.00	\$ 3,900.00	\$ 3,900.00	
229							

ORG/ OBJ	DEPARTMENT	2012 EXPENDED	2013 EXPENDED	2014 MAYOR	2015 DEPARTMENT	2015 MAYOR	2015 CITY COUNCIL	
231	11176	ZONING BOARD OF APPEALS						
232	51014	\$ 2,200.00	\$ 2,150.00	\$ 2,200.00	\$ 2,200.00	\$ 2,200.00		
233	52150	\$ 1,223.56	\$ 1,619.00	\$ 2,000.00	\$ 4,000.00	\$ 2,000.00		
234	52170	\$ 38.08	\$ -	\$ 200.00	\$ 200.00	\$ 200.00		
235	52230	\$ 174.51	\$ -	\$ 200.00	\$ 200.00	\$ 200.00		
236	* TOTAL 11176	\$ 3,636.15	\$ 3,769.00	\$ 4,600.00	\$ 6,600.00	\$ 4,600.00		
237								
238	11182	COMMUNITY DEVELOPMENT						
239	51010	\$ 65,250.00	\$ 65,453.77	\$ 55,512.00	\$ 57,926.00	\$ 58,288.00		
240	51011	\$ -	\$ 24,649.04	\$ 2,881.00	\$ 3,104.00	\$ 3,104.00		
241	51012	\$ 26,389.71	\$ 26,814.98	\$ 27,981.00	\$ 28,820.00	\$ 28,820.00		
242	51013	\$ -	\$ -	\$ 1,768.00	\$ 755.00	\$ 755.00		
243	51015	\$ 15,499.75	\$ -	\$ 39,150.00	\$ 44,950.00	\$ 44,950.00		
244	51460	\$ 1,005.00	\$ 1,065.00	\$ 650.00	\$ 710.00	\$ 710.00		
245	52030	\$ 245.00	\$ -	\$ 250.00	\$ 250.00	\$ 250.00		
246	52040	\$ 27.93	\$ -	\$ -	\$ -	\$ -		
248	52150	\$ 270.94	\$ -	\$ -	\$ -	\$ -		
249	52151	\$ 827.11	\$ 1,253.14	\$ 2,000.00	\$ 2,000.00	\$ 2,000.00		
250	52170	\$ 3,015.50	\$ 2,014.50	\$ 3,500.00	\$ 3,500.00	\$ 3,500.00		
251	52190	\$ 327.42	\$ 2,500.00	\$ -	\$ -	\$ -		
252	52230	\$ 379.05	\$ 253.58	\$ 350.00	\$ 360.00	\$ 360.00		
253	55204	\$ 3,600.00	\$ -	\$ -	\$ -	\$ -		
254	51551	\$ -	\$ 68,840.15	\$ -	\$ -	\$ -		
255	* TOTAL 11182	\$ 116,837.41	\$ 192,844.16	\$ 134,042.00	\$ 142,375.00	\$ 142,737.00		
256								
258	11192	CITY HALL MAINTENANCE						
259	51016	\$ 73,215.19	\$ 74,393.80	\$ 76,174.00	\$ 77,697.48	\$ 76,936.00		
260	51030	\$ 1,620.62	\$ 5,043.02	\$ 2,500.00	\$ 2,500.00	\$ 2,500.00		
261	51031	\$ -	\$ -	\$ -	\$ -	\$ -		
262	51090	\$ 700.00	\$ 700.00	\$ 700.00	\$ 700.00	\$ 700.00		
263	51100	\$ 713.21	\$ 694.27	\$ 1,000.00	\$ 1,000.00	\$ 1,000.00		
264	51460	\$ -	\$ 300.00	\$ 370.00	\$ 430.00	\$ 430.00		
265	51551	\$ -	\$ -	\$ -	\$ -	\$ -		
266	52030	\$ 23,020.66	\$ 17,992.42	\$ 25,000.00	\$ 30,000.00	\$ 25,000.00		
267	52040	\$ -	\$ -	\$ -	\$ -	\$ -		
268	52050	\$ 1,942.66	\$ -	\$ 3,000.00	\$ 5,800.00	\$ 3,000.00		
269	52110	\$ 57,023.35	\$ 61,865.45	\$ 50,000.00	\$ 50,000.00	\$ 45,000.00		
270	52150	\$ -	\$ -	\$ 1,400.00	\$ 1,400.00	\$ 1,400.00		
271	52151	\$ 817.47	\$ 752.05	\$ -	\$ -	\$ -		
272	52170	\$ -	\$ -	\$ -	\$ -	\$ -		
273	52190	\$ -	\$ -	\$ -	\$ -	\$ -		
274	52230	\$ -	\$ -	\$ -	\$ -	\$ -		
275	52240	\$ -	\$ -	\$ -	\$ -	\$ -		
276	* TOTAL 11192	\$ 159,053.16	\$ 161,741.01	\$ 160,144.00	\$ 169,527.48	\$ 155,966.00		

ORG/ OBJ	DEPARTMENT	2012 EXPENDED	2013 EXPENDED	2014 MAYOR	2015 DEPARTMENT	2015 MAYOR	2015 CITY COUNCIL	
277	11194	CABLE COMMISSION						
278	51010	\$ 51,598.66	\$ 52,942.76	\$ 55,273.00	\$ 56,163.00	\$ 56,379.00		
279	51011	\$ 39,105.63	\$ 40,124.24	\$ 41,891.00	\$ 42,565.00	\$ 42,729.00		
280	51013	\$ 10,340.40	\$ 10,965.50	\$ 11,067.00	\$ 11,067.00	\$ 11,289.00		
281	51023	\$ -	\$ -	\$ -	\$ -	\$ -		
282	51460	\$ 630.00	\$ 690.00	\$ 750.00	\$ 810.00	\$ 810.00		
283	52030	\$ 621.00	\$ 1,048.85	\$ 2,000.00	\$ 2,000.00	\$ 2,000.00		
284	52040	\$ 4,658.35	\$ 5,116.12	\$ 5,160.00	\$ 5,160.00	\$ 5,160.00		
285	52050	\$ 554.67	\$ 1,544.44	\$ 1,500.00	\$ 1,500.00	\$ 1,500.00		
286	52150	\$ -	\$ -	\$ -	\$ -	\$ -		
287	52151	\$ 1,758.43	\$ 1,810.19	\$ 2,760.00	\$ 2,760.00	\$ 2,760.00		
288	52170	\$ -	\$ -	\$ 200.00	\$ 200.00	\$ 200.00		
289	52190	\$ -	\$ -	\$ 1,000.00	\$ 1,000.00	\$ 1,000.00		
290	52230	\$ 794.22	\$ 604.95	\$ 1,000.00	\$ 1,000.00	\$ 1,000.00		
291	52380	\$ -	\$ -	\$ 18,622.00	\$ 18,622.00	\$ 18,622.00		
292	55123	\$ 25,448.81	\$ 17,269.03	\$ 55,000.00	\$ 26,000.00	\$ 26,000.00		
293	61460	\$ -	\$ -	\$ -	\$ -	\$ -		
294	* TOTAL 11194	\$ 135,510.17	\$ 132,116.08	\$ 196,223.00	\$ 168,847.00	\$ 169,449.00		

295								
296	11199	MAYOR'S UNCLASSIFIED						
297	51000	\$ -	\$ -	\$ -	\$ -	\$ -		
298	51010	\$ -	\$ -	\$ -	\$ -	\$ -		
300	51030	\$ -	\$ -	\$ -	\$ -	\$ -		
301	51551	\$ -	\$ -	\$ 193,650.00	\$ 250,000.00	\$ 200,000.00		
302	52110	\$ -	\$ -	\$ -	\$ -	\$ -		
303	52112	\$ -	\$ -	\$ -	\$ -	\$ -		
304	52191	\$ -	\$ 15,937.48	\$ -	\$ -	\$ -		
305	52152	\$ 45,373.31	\$ 44,875.98	\$ 50,000.00	\$ 50,000.00	\$ 50,000.00		
306	52153	\$ -	\$ -	\$ -	\$ -	\$ -		
307	52171	\$ 2,430.00	\$ 2,466.00	\$ 2,500.00	\$ 2,600.00	\$ 2,600.00		
308	52192	\$ -	\$ 3,394.89	\$ -	\$ -	\$ -		
309	52194	\$ -	\$ -	\$ -	\$ -	\$ -		
310	52195	\$ -	\$ -	\$ -	\$ -	\$ -		
312	55210	\$ 45,881.99	\$ -	\$ -	\$ -	\$ -		
313	56900	\$ 5,777.78	\$ 5,582.34	\$ 5,695.00	\$ 5,865.00	\$ 5,865.00		
314	56901	\$ -	\$ -	\$ -	\$ -	\$ -		
315	56902	\$ 2,070.01	\$ 3,257.46	\$ 2,100.00	\$ 3,300.00	\$ 3,300.00		
316	52196	\$ -	\$ -	\$ 20,000.00	\$ -	\$ -		
317	57043	\$ -	\$ -	\$ 449.00	\$ -	\$ -		
318	57303	\$ 19,661.58	\$ 25,022.90	\$ 20,000.00	\$ 25,000.00	\$ 25,000.00		
319	57500	\$ -	\$ -	\$ 3,000.00	\$ 3,000.00	\$ 2,500.00		
320	58000	\$ 77,285.90	\$ 54,869.50	\$ 50,000.00	\$ 75,000.00	\$ 50,000.00		
321	58100	\$ -	\$ 62,674.92	\$ -	\$ -	\$ -		
322	* TOTAL 11199	\$ 198,480.57	\$ 218,081.47	\$ 347,394.00	\$ 414,765.00	\$ 339,265.00		

ORG/ OBJ	DEPARTMENT	2012 EXPENDED	2013 EXPENDED	2014 MAYOR	2015 DEPARTMENT	2015 MAYOR	2015 CITY COUNCIL
323	12210 POLICE						
324	51010 DEPT HEAD SALARY & WAGES	\$ 83,319.03	\$ 84,660.16	\$ 86,686.00	\$ 88,419.72	\$ 87,553.00	
325	51012 SENIOR CLERKS SAL & WGS	\$ 66,103.45	\$ 78,794.54	\$ 82,415.00	\$ 85,689.00	\$ 83,240.00	
326	51013 POLICE OFFICERS SAL & WGS	\$ 872,412.28	\$ 908,533.10	\$ 943,952.00	\$ 962,832.00	\$ 953,392.00	
327	51014 POLICE SERGEANTS SAL&WGS	\$ 264,092.50	\$ 269,347.98	\$ 285,564.00	\$ 291,276.00	\$ 288,420.00	
328	51015 COMP PROG/OP SAL & WAGES	\$ 55,211.42	\$ 56,100.20	\$ 57,442.00	\$ 58,591.00	\$ 58,017.00	
329	51016 CUSTODIAN SALARY & WAGES	\$ -	\$ -	\$ -	\$ -	\$ -	
330	51017 POL LIEUTENANTS SAL & WGS	\$ 118,269.24	\$ 123,438.12	\$ 127,059.00	\$ 129,601.00	\$ 128,330.00	
331	51021 DEPUTY CHIEF SAL & WGS	\$ 70,269.03	\$ 71,400.16	\$ 73,109.00	\$ 74,572.00	\$ 73,841.00	
332	51023 TEMPORARY HELP SAL & WGS	\$ -	\$ -	\$ -	\$ -	\$ -	
333	51030 OVERTIME	\$ 205,168.85	\$ 223,275.97	\$ 291,312.00	\$ 297,138.24	\$ 280,000.00	
334	51031 MATCH - GRANT	\$ -	\$ -	\$ 5,000.00	\$ 5,000.00	\$ 5,000.00	
335	51032 COMPENSATORY TIME	\$ 10,320.31	\$ 18,356.43	\$ -	\$ -	\$ -	
336	51050 HOLIDAY PAY	\$ 133,852.45	\$ 140,441.41	\$ 144,942.00	\$ 157,986.00	\$ 146,392.00	
337	51090 CLOTH/UNIFORM ALLOWANCE	\$ 31,106.38	\$ 36,090.00	\$ 37,000.00	\$ 42,000.00	\$ 42,000.00	
338	51100 SHIFT DIFFERENTIAL	\$ 104,028.54	\$ 103,931.82	\$ 113,603.00	\$ 123,827.00	\$ 120,000.00	
339	51101 COLLEGE CREDITS	\$ 53,271.12	\$ 57,789.51	\$ 64,521.00	\$ 77,328.00	\$ 77,328.00	
340	51102 WORKING OUT OF GRADE	\$ 1,338.01	\$ 509.93	\$ 2,000.00	\$ 2,000.00	\$ 2,000.00	
341	51200 PHYSICAL FITNESS	\$ 1,726.75	\$ 2,250.00	\$ 2,250.00	\$ 2,250.00	\$ 2,250.00	
342	51460 LONGEVITY	\$ 3,380.00	\$ 3,110.00	\$ 3,800.00	\$ 4,000.00	\$ 4,000.00	
343	51540 VACATION BUYBACK	\$ 18,098.64	\$ 16,490.14	\$ 18,324.00	\$ 18,324.00	\$ 18,324.00	
344	51551 TERMINATION LEAVE	\$ 33,180.63	\$ 35,842.71	\$ 53,952.00	\$ -	\$ -	
345	52030 REPAIRS & MAINTENANCE	\$ 20,667.68	\$ 8,993.63	\$ 10,000.00	\$ 10,400.00	\$ 10,400.00	
346	52033 PARKING METER MAINTENANCE	\$ -	\$ 15,796.40	\$ -	\$ -	\$ -	
347	52040 INFORMATION TECHNOLOGY	\$ 39,607.25	\$ 38,691.70	\$ 45,000.00	\$ 100,445.00	\$ 75,445.00	
348	52050 MINOR EQUIPMENT	\$ 3,620.81	\$ 1,023.46	\$ 3,705.00	\$ 5,000.00	\$ 5,000.00	
349	52110 ENERGY & UTILITIES	\$ 24,403.85	\$ 23,228.45	\$ 30,000.00	\$ 30,000.00	\$ 26,000.00	
350	52150 COMMUNICATIONS	\$ 118.22	\$ -	\$ -	\$ 2,080.00	\$ 2,080.00	
351	52151 TELECOMMUNICATIONS	\$ 21,036.01	\$ 20,959.28	\$ 25,000.00	\$ 26,000.00	\$ 25,000.00	
352	52170 PROFESSIONAL DEV & TRAVEL	\$ 23,770.59	\$ 15,758.22	\$ 15,025.00	\$ 18,025.00	\$ 18,025.00	
353	52171 CRIMINAL JUSTICE POL TRAINING	\$ -	\$ -	\$ -	\$ -	\$ -	
354	52190 PROFESSIONAL SERVICES	\$ 1,080.56	\$ -	\$ 11,295.00	\$ 11,440.00	\$ 11,440.00	
355	52230 OFFICE SUPPLIES	\$ 16,457.32	\$ 19,055.36	\$ 15,427.00	\$ 12,480.00	\$ 12,480.00	
356	52240 VEHICLE SUPPLIES	\$ 22,268.98	\$ 25,933.41	\$ 21,000.00	\$ 20,800.00	\$ 20,800.00	
357	55012 DOMESTIC VIOLENCE SUPPORT	\$ -	\$ -	\$ -	\$ -	\$ -	
358	55060 ARMORY EQUIPMENT	\$ 6,347.40	\$ 8,360.24	\$ 8,029.00	\$ 12,000.00	\$ 12,000.00	
359	55070 CAMERA EQUIPMENT	\$ -	\$ -	\$ -	\$ -	\$ -	
360	55080 PORTABLE RADIOS	\$ 1,929.16	\$ 3,900.56	\$ 6,000.00	\$ 6,240.00	\$ 6,240.00	
361	55090 NEW POLICE VEHICLES	\$ 55,683.10	\$ 59,899.95	\$ 95,544.00	\$ 100,000.00	\$ 78,000.00	
363	57200 CLEANING CONTRACT	\$ 17,488.00	\$ 15,170.40	\$ 20,870.00	\$ 20,870.00	\$ 20,870.00	
364	55145 RADIO SYSTEM UPGRADE	\$ 2,239.79	\$ 7,097.47	\$ 7,800.00	\$ 8,112.00	\$ 8,112.00	
365	57090 CLOTH/UNIFORM ALLOWANCE	\$ 6,464.94	\$ 146.00	\$ -	\$ -	\$ -	
366	57800 BUILDING REPAIRS	\$ 3,863.57	\$ -	\$ 5,000.00	\$ 5,000.00	\$ 5,000.00	
367	* TOTAL 12210	\$ 2,392,195.86	\$ 2,494,376.71	\$ 2,712,626.00	\$ 2,809,725.96	\$ 2,706,979.00	

ORG/ OBJ	DEPARTMENT	2012 EXPENDED	2013 EXPENDED	2014 MAYOR	2015 DEPARTMENT	2015 MAYOR	2015 CITY COUNCIL
369	12220 FIRE						
370	51010 DEPT HEAD SALARY & WAGES	\$ 77,296.19	\$ 78,539.76	\$ 80,420.00	\$ 82,028.40	\$ 81,225.00	
371	51011 CAPTAINS SALARY & WAGES	\$ 65,332.48	\$ 66,998.36	\$ 68,602.00	\$ 69,974.04	\$ 69,289.00	
372	51012 SENIOR CLERK SAL & WAGES	\$ 31,864.45	\$ 32,377.28	\$ 33,152.00	\$ 33,815.04	\$ 33,484.00	
373	51013 PRIVATES SALARY & WAGES	\$ 1,003,636.00	\$ 1,035,655.17	\$ 1,088,427.00	\$ 1,110,196.00	\$ 1,099,312.00	
374	51014 SUPT FIRE ALARM SAL & WGS	\$ -	\$ -	\$ -	\$ -	\$ -	
375	51015 SIGNAL MAINTENANCE SAL&WG	\$ -	\$ -	\$ -	\$ -	\$ -	
376	51016 LIEUTENANTS SALARY&WAGES	\$ 351,889.76	\$ 361,606.08	\$ 372,214.00	\$ 379,659.00	\$ 375,937.00	
377	51020 CALL FIREFIGHTERS SAL&WGS	\$ -	\$ -	\$ -	\$ -	\$ -	
378	51024 MECHANIC SALARY & WAGES	\$ -	\$ -	\$ -	\$ -	\$ -	
379	51030 OVERTIME	\$ 217,933.66	\$ 212,888.55	\$ 245,000.00	\$ 250,000.00	\$ 170,000.00	
380	51050 HOLIDAY PAY	\$ 151,662.46	\$ 156,716.25	\$ 160,695.00	\$ 163,909.00	\$ 162,302.00	
381	51090 CLOTH/UNIFORM ALLOWANCE	\$ 26,600.00	\$ 25,600.00	\$ 25,600.00	\$ 27,200.00	\$ 27,200.00	
382	51101 COLLEGE CREDITS	\$ 24,340.00	\$ 24,740.00	\$ 26,300.00	\$ 29,060.00	\$ 29,060.00	
383	51102 COLLATERAL JOBS	\$ 40,567.09	\$ 29,024.64	\$ 45,000.00	\$ 45,000.00	\$ 45,000.00	
384	51103 EDUCATIONAL INCENTIVE	\$ 6,991.37	\$ 1,102.52	\$ 3,000.00	\$ 3,000.00	\$ 3,000.00	
385	51104 EMT RATING	\$ -	\$ -	\$ -	\$ -	\$ -	
386	51105 SICK LEAVE INCENTIVE	\$ 1,356.89	\$ -	\$ 2,500.00	\$ 2,500.00	\$ 2,500.00	
387	51200 PHYSICAL FITNESS	\$ 7,600.00	\$ 7,800.00	\$ 9,200.00	\$ 10,000.00	\$ 10,000.00	
388	51460 LONGEVITY	\$ 1,870.00	\$ 2,020.00	\$ 2,085.00	\$ 2,150.00	\$ 2,150.00	
389	51551 TERMINATION LEAVE	\$ 60,822.51	\$ -	\$ -	\$ -	\$ -	
390	52030 REPAIRS & MAINTENANCE	\$ 58,313.26	\$ 55,117.12	\$ 60,000.00	\$ 60,000.00	\$ 60,000.00	
391	52040 INFORMATION TECHNOLOGY	\$ 6,466.45	\$ 7,636.66	\$ 8,000.00	\$ 8,000.00	\$ 8,000.00	
392	52050 MINOR EQUIPMENT	\$ 11,313.74	\$ 8,548.58	\$ 12,000.00	\$ 18,000.00	\$ 12,000.00	
393	52110 ENERGY & UTILITIES	\$ 36,667.73	\$ 42,254.38	\$ 35,000.00	\$ 50,000.00	\$ 43,000.00	
394	52150 COMMUNICATIONS	\$ 173.64	\$ 135.00	\$ 600.00	\$ 600.00	\$ 600.00	
395	52151 TELECOMMUNICATIONS	\$ 2,584.64	\$ 2,453.91	\$ 3,500.00	\$ 3,500.00	\$ 3,500.00	
396	52170 PROFESSIONAL DEV & TRAVEL	\$ 6,871.57	\$ 9,410.90	\$ 6,500.00	\$ 10,000.00	\$ 10,000.00	
397	52190 PROFESSIONAL SERVICES	\$ -	\$ -	\$ 2,500.00	\$ 4,000.00	\$ 4,000.00	
398	52230 OFFICE SUPPLIES	\$ 4,131.81	\$ 4,013.76	\$ 5,000.00	\$ 6,000.00	\$ 6,000.00	
399	52238 FIRE PREVENT/TRAINING SUPPLIES	\$ 1,189.74	\$ 701.85	\$ 2,200.00	\$ 2,200.00	\$ 2,200.00	
400	52240 VEHICLE SUPPLIES	\$ 10,797.30	\$ 9,943.67	\$ 16,000.00	\$ 16,000.00	\$ 16,000.00	
401	52995 PHYSICAL FITNESS	\$ -	\$ 1,010.41	\$ 2,000.00	\$ 2,000.00	\$ 2,000.00	
402	55107 STATION 1 OVERHEAD DOORS	\$ -	\$ -	\$ -	\$ -	\$ -	
403	55108 STATION 1 RETAINING WALL	\$ -	\$ -	\$ -	\$ -	\$ -	
404	55109 STATION 1 ROOF REPAIRS	\$ -	\$ -	\$ -	\$ -	\$ -	
405	55114 PROTECTIVE FF CLOTHING	\$ 25,903.90	\$ 17,386.10	\$ 18,000.00	\$ 10,000.00	\$ 10,000.00	
406	55115 UPGRADE COMPUTER SYSTEM	\$ -	\$ -	\$ -	\$ -	\$ -	
407	55135 COMPUTER LIC & SUPPORT	\$ -	\$ -	\$ -	\$ -	\$ -	
408	55146 STUDENT AWARE OF FIRE EDU	\$ -	\$ -	\$ -	\$ -	\$ -	
409	55193 LIFE PACK 500 DEFIBRILLATOR	\$ -	\$ -	\$ -	\$ -	\$ -	
410	55204 REPLACE SCBA SYSTEM	\$ -	\$ -	\$ -	\$ -	\$ -	
411	57800 BUILDING REPAIRS	\$ 10,000.00	\$ -	\$ -	\$ -	\$ -	
412	* TOTAL 12220	\$ 2,244,176.64	\$ 2,193,680.95	\$ 2,333,495.00	\$ 2,398,791.48	\$ 2,287,759.00	

ORG/ OBJ	DEPARTMENT	2012 EXPENDED	2013 EXPENDED	2014 MAYOR	2015 DEPARTMENT	2015 MAYOR	2015 CITY COUNCIL	
415	12240	DISPATCHERS						
416	51013	\$ 177,473.36	\$ 215,458.40	\$ 237,260.00	\$ 271,154.00	\$ 239,633.00		
417	51022	\$ 34,688.85	\$ 22,919.61	\$ 26,000.00	\$ 26,250.00	\$ 26,250.00		
418	51030	\$ 30,802.89	\$ 14,914.26	\$ 47,000.00	\$ 50,000.00	\$ 50,000.00		
419	51032	\$ (618.42)	\$ 3,650.94	\$ -	\$ -	\$ -		
420	51050	\$ 13,144.26	\$ 16,264.70	\$ 20,227.00	\$ 23,084.00	\$ 20,430.00		
421	51100	\$ 13,099.75	\$ 16,781.01	\$ 18,320.00	\$ 18,651.00	\$ 18,651.00		
422	51200	\$ -	\$ -	\$ 200.00	\$ 200.00	\$ 200.00		
423	51460	\$ 330.00	\$ 390.00	\$ 615.00	\$ 615.00	\$ 615.00		
424	51551	\$ 1,791.60	\$ 5,275.59	\$ -	\$ -	\$ -		
425	51540	\$ 358.32	\$ 253.28	\$ -	\$ -	\$ -		
426	52170	\$ -	\$ -	\$ -	\$ -	\$ -		
427	52230	\$ -	\$ -	\$ -	\$ -	\$ -		
428	51090	\$ 3,568.75	\$ 4,381.25	\$ 3,850.00	\$ 4,235.00	\$ 4,235.00		
429	* TOTAL 12240	\$ 274,639.36	\$ 300,289.04	\$ 353,472.00	\$ 394,189.00	\$ 360,014.00		
430	12241	BUILDING INSPECTOR						
431	51010	\$ 62,288.43	\$ 66,900.08	\$ 69,115.00	\$ 70,498.00	\$ 69,807.00		
432	51011	\$ 52,200.00	\$ 48,951.72	\$ 54,309.00	\$ 55,396.00	\$ 54,853.00		
433	51012	\$ 35,130.60	\$ 35,695.40	\$ 36,550.00	\$ 37,281.00	\$ 36,916.00		
434	51013	\$ 17,767.27	\$ 17,501.12	\$ 17,920.00	\$ 18,279.00	\$ 18,100.00		
435	51018	\$ -	\$ 19,010.70	\$ 19,995.00	\$ 20,395.00	\$ 20,195.00		
436	51019	\$ -	\$ 48,427.08	\$ 49,580.00	\$ 50,572.00	\$ 50,076.00		
437	51023	\$ 2,255.66	\$ 8,811.48	\$ 5,600.00	\$ 5,600.00	\$ 5,600.00		
438	51030	\$ -	\$ 312.00	\$ 1,800.00	\$ 1,800.00	\$ 1,800.00		
439	51090	\$ 962.00	\$ 1,400.00	\$ 1,400.00	\$ 1,700.00	\$ 1,700.00		
440	51460	\$ 1,000.00	\$ 615.00	\$ 670.00	\$ 730.00	\$ 730.00		
441	51551	\$ 19,191.71	\$ -	\$ -	\$ -	\$ -		
442	52020	\$ -	\$ 7,227.44	\$ 1,100.00	\$ 1,100.00	\$ 1,100.00		
443	52030	\$ 307.23	\$ 663.29	\$ 2,500.00	\$ 2,500.00	\$ 2,500.00		
444	52031	\$ -	\$ 2,159.33	\$ 7,000.00	\$ 40,500.00	\$ 40,500.00		
445	52040	\$ 989.00	\$ -	\$ 1,500.00	\$ -	\$ -		
446	52050	\$ 261.44	\$ -	\$ 1,350.00	\$ 3,700.00	\$ 3,700.00		
447	52110	\$ -	\$ 4,509.39	\$ 6,000.00	\$ 6,000.00	\$ 6,000.00		
448	52150	\$ 75.68	\$ -	\$ 500.00	\$ 500.00	\$ 500.00		
449	52151	\$ 973.00	\$ 906.19	\$ 2,000.00	\$ 2,000.00	\$ 2,000.00		
450	52170	\$ 1,985.87	\$ 1,432.26	\$ 3,000.00	\$ 3,300.00	\$ 3,300.00		
451	52190	\$ -	\$ -	\$ 100.00	\$ 100.00	\$ 100.00		
452	52230	\$ 1,252.44	\$ 1,439.85	\$ 1,500.00	\$ 1,500.00	\$ 1,500.00		
453	52240	\$ 1,287.09	\$ 1,719.22	\$ 1,000.00	\$ 2,000.00	\$ 2,000.00		
454	52280	\$ -	\$ -	\$ 150.00	\$ 150.00	\$ 150.00		
455	55102	\$ -	\$ -	\$ -	\$ -	\$ -		
456	57043	\$ -	\$ -	\$ -	\$ -	\$ -		
457	* TOTAL 12241	\$ 197,927.42	\$ 267,681.55	\$ 284,639.00	\$ 325,601.00	\$ 323,127.00		

458

ORG/ OBJ	DEPARTMENT	2012 EXPENDED	2013 EXPENDED	2014 MAYOR	2015 DEPARTMENT	2015 MAYOR	2015 CITY COUNCIL	
461	12243	PLUMBING & GAS INSPECTOR						
462	51010	\$ 17,742.16	\$ -	\$ -	\$ -	\$ -		
463	51023	\$ 1,478.14	\$ -	\$ -	\$ -	\$ -		
464	51460	\$ -	\$ -	\$ -	\$ -	\$ -		
466	52030	\$ -	\$ -	\$ -	\$ -	\$ -		
467	52050	\$ -	\$ -	\$ -	\$ -	\$ -		
468	52170	\$ 480.81	\$ -	\$ -	\$ -	\$ -		
469	52230	\$ -	\$ -	\$ -	\$ -	\$ -		
471	51090	\$ 350.00	\$ -	\$ -	\$ -	\$ -		
472	* TOTAL 12243	\$ 20,051.11	\$ -	\$ -	\$ -	\$ -		
473	12244	WEIGHTS & MEASURES						
474	51010	\$ 8,051.52	\$ 8,212.56	\$ 8,377.00	\$ 8,545.00	\$ 8,461.00		
475	52050	\$ -	\$ 48.83	\$ -	\$ -	\$ -		
476	52170	\$ -	\$ -	\$ -	\$ -	\$ -		
477	52230	\$ -	\$ 405.37	\$ 200.00	\$ 200.00	\$ 200.00		
478	* TOTAL 12244	\$ 8,051.52	\$ 8,666.76	\$ 8,577.00	\$ 8,745.00	\$ 8,661.00		
479	12245	WIRE INSPECTOR/FIRE ALARM						
480	51010	\$ 47,787.22	\$ -	\$ -	\$ -	\$ -		
481	51023	\$ 1,090.00	\$ -	\$ -	\$ -	\$ -		
482	51030	\$ 166.58	\$ -	\$ -	\$ -	\$ -		
483	52030	\$ 7,403.01	\$ -	\$ -	\$ -	\$ -		
484	52032	\$ -	\$ -	\$ -	\$ -	\$ -		
485	52050	\$ 507.58	\$ -	\$ -	\$ -	\$ -		
486	52110	\$ 4,753.82	\$ -	\$ -	\$ -	\$ -		
487	52150	\$ -	\$ -	\$ -	\$ -	\$ -		
488	52170	\$ 686.52	\$ -	\$ -	\$ -	\$ -		
489	52230	\$ -	\$ -	\$ -	\$ -	\$ -		
490	52240	\$ -	\$ -	\$ -	\$ -	\$ -		
491	55120	\$ -	\$ -	\$ -	\$ -	\$ -		
492	55147	\$ -	\$ -	\$ -	\$ -	\$ -		
493	51090	\$ 350.00	\$ -	\$ -	\$ -	\$ -		
494	* TOTAL 12245	\$ 62,744.73	\$ -	\$ -	\$ -	\$ -		
495	12290	ANIMAL CONTROL OFFICER						
496	51010	\$ 35,134.78	\$ 36,884.36	\$ 36,555.00	\$ 37,287.00	\$ 36,921.00		
497	51011	\$ -	\$ 18,625.00	\$ 26,622.00	\$ 27,155.00	\$ 26,889.00		
498	51023	\$ 1,608.57	\$ -	\$ 3,249.00	\$ 3,249.00	\$ 3,282.00		
499	51030	\$ -	\$ 192.12	\$ 1,000.00	\$ 1,000.00	\$ 1,000.00		
500	51090	\$ 350.00	\$ 671.00	\$ 700.00	\$ 700.00	\$ 700.00		
501	51460	\$ 330.00	\$ 360.00	\$ 395.00	\$ -	\$ -		
502	52030	\$ -	\$ -	\$ 3,000.00	\$ 3,000.00	\$ 3,000.00		
503	51551	\$ -	\$ 4,754.29	\$ -	\$ -	\$ -		
504	52151	\$ -	\$ 1,557.59	\$ 1,258.00	\$ 1,300.00	\$ 1,300.00		
505	52240	\$ 491.37	\$ 385.93	\$ 3,400.00	\$ 3,400.00	\$ 3,400.00		
506	* TOTAL 12290	\$ 37,914.72	\$ 63,430.29	\$ 76,179.00	\$ 77,091.00	\$ 76,492.00		

ORG/ OBJ	DEPARTMENT	2012 EXPENDED	2013 EXPENDED	2014 MAYOR	2015 DEPARTMENT	2015 MAYOR	2015 CITY COUNCIL
507	12291 CIVIL DEFENSE						
508	51010 DEPT HEAD SALARY & WAGES	\$ 7,905.36	\$ 8,063.52	\$ 8,226.00	\$ 8,391.00	\$ 8,309.00	
509	52040 INFORMATION TECHNOLOGY	\$ 1,221.38	\$ 1,166.35	\$ 1,200.00			
510	52050 MINOR EQUIPMENT	\$ -	\$ -	\$ -	\$ 2,000.00	\$ 2,000.00	
511	52170 PROFESSIONAL DEV & TRAVEL	\$ -	\$ -	\$ 200.00	\$ 400.00	\$ 400.00	
512	52230 OFFICE SUPPLIES	\$ 139.18	\$ 603.19	\$ 100.00	\$ 100.00	\$ 100.00	
513	52996 EMERGENCY FUND	\$ 116.76	\$ -	\$ 400.00	\$ 400.00	\$ 400.00	
514	55148 EMERGENCY PLAN	\$ -	\$ -	\$ -	\$ -	\$ -	
515	* TOTAL 12291	\$ 9,382.68	\$ 9,833.06	\$ 10,126.00	\$ 11,291.00	\$ 11,209.00	
516							
517	12292 ANIMAL SHELTER						
518	51023 SHELTER ATTENDANTS	\$ 18,525.04	\$ 16,843.70	\$ 19,836.00	\$ 21,000.00	\$ 20,035.00	
519	52030 REPAIRS & MAINTENANCE	\$ 765.38	\$ 3,342.60	\$ 3,791.00	\$ 3,000.00	\$ 3,000.00	
520	52040 INFORMATION TECHNOLOGY	\$ 641.25	\$ 619.19	\$ 620.00	\$ 600.00	\$ 600.00	
521	52050 MINOR EQUIPMENT	\$ 1,463.20	\$ 678.47	\$ 1,046.00	\$ 1,000.00	\$ 1,000.00	
522	52110 ENERGY & UTILITIES	\$ 6,879.11	\$ 7,349.18	\$ 7,000.00	\$ 6,000.00	\$ 6,000.00	
523	52150 COMMUNICATIONS	\$ -	\$ -	\$ -	\$ -	\$ -	
524	52151 TELECOMMUNICATIONS	\$ 58.68	\$ 14.67	\$ -	\$ -	\$ -	
526	52190 PROFESSIONAL SERVICES	\$ 252.00	\$ 265.00	\$ 144.00	\$ 500.00	\$ 500.00	
527	52230 OFFICE SUPPLIES	\$ 38.18	\$ 171.98	\$ 199.00	\$ 400.00	\$ 400.00	
528	52240 VEHICLE SUPPLIES	\$ -	\$ 29.00	\$ -	\$ 500.00	\$ 500.00	
529	52997 ANIMAL CARE & DISPOSAL	\$ 9,496.00	\$ 19,202.16	\$ 35,000.00	\$ 35,000.00	\$ 20,000.00	
530	57090 CLOTH/UNIFORM ALLOWANCE	\$ -	\$ -	\$ -	\$ -	\$ -	
531	55207 NEW ANIMAL SHELTER	\$ -	\$ -	\$ -	\$ -	\$ -	
532	* TOTAL 12292	\$ 38,118.84	\$ 48,515.95	\$ 67,636.00	\$ 68,000.00	\$ 52,035.00	
533							
534	12293 CIVIL ENFORCEMENT						
535	51010 DEPT HEAD SALARY & WAGES	\$ 2,499.96	\$ 2,499.96	\$ 2,500.00	\$ 2,500.00	\$ 2,500.00	
536	51012 CLERK/ASST SAL & WAGES	\$ -	\$ -	\$ -	\$ -	\$ -	
537	51030 OVERTIME	\$ -	\$ -	\$ -	\$ -	\$ -	
538	51460 LONGEVITY	\$ -	\$ -	\$ -	\$ -	\$ -	
539	52170 PROFESSIONAL DEV & TRAVEL	\$ -	\$ -	\$ -	\$ -	\$ -	
540	52190 PROFESSIONAL SERVICES	\$ 9,437.50	\$ 7,902.50	\$ 12,000.00	\$ 12,000.00	\$ 12,000.00	
541	52230 OFFICE SUPPLIES	\$ 218.90	\$ 700.00	\$ 100.00	\$ 100.00	\$ 100.00	
542	* TOTAL 12293	\$ 12,156.36	\$ 11,102.46	\$ 14,600.00	\$ 14,600.00	\$ 14,600.00	
543							
544	12294 FORESTRY						
545	52030 REPAIRS & MAINTENANCE	\$ 2,284.59	\$ -	\$ -	\$ -	\$ -	
546	52050 MINOR EQUIPMENT	\$ 173.85	\$ -	\$ -	\$ -	\$ -	
548	52170 PROFESSIONAL DEV & TRAVEL	\$ -	\$ -	\$ -	\$ -	\$ -	
549	52190 PROFESSIONAL SERVICES	\$ -	\$ -	\$ -	\$ -	\$ -	
550	52230 SUPPLIES	\$ -	\$ -	\$ -	\$ -	\$ -	
551	57090 CLOTH/UNIFORM ALLOWANCE	\$ -	\$ -	\$ -	\$ -	\$ -	
552	* TOTAL 12294	\$ 2,458.44	\$ -	\$ -	\$ -	\$ -	

ORG/ OBJ	DEPARTMENT	2012 EXPENDED	2013 EXPENDED	2014 MAYOR	2015 DEPARTMENT	2015 MAYOR	2015 CITY COUNCIL
553							
554	13999	REGIONAL SCHOOL ASSESSMENTS					
555	56500	\$ 766,225.00	\$ 868,080.00	\$ 814,778.00	\$ 818,615.00	\$ 818,615.00	
556	* TOTAL 13999	\$ 766,225.00	\$ 868,080.00	\$ 814,778.00	\$ 818,615.00	\$ 818,615.00	
557							
558	14410	SURVEY					
559	51010	\$ 43,667.39	\$ 44,369.56	\$ 45,432.00	\$ 46,341.00	\$ 45,887.00	
560	51011	\$ -	\$ 10,096.20	\$ 52,703.00	\$ 56,610.00	\$ 56,055.00	
561	51012	\$ 31,848.42	\$ 31,115.15	\$ 33,152.00	\$ 33,816.00	\$ 16,742.00	
562	51013	\$ 45,172.84	\$ 37,162.26	\$ 46,999.00	\$ 50,000.00	\$ 47,469.00	
563	51551	\$ 61.04	\$ 2,674.31	\$ -	\$ -	\$ -	
564	51030	\$ -	\$ -	\$ 500.00	\$ 500.00	\$ 500.00	
565	51460	\$ 330.00	\$ 435.00	\$ 575.00	\$ 650.00	\$ 650.00	
566	52030	\$ 332.50	\$ 783.37	\$ 750.00	\$ 1,500.00	\$ 1,500.00	
567	52040	\$ 4,861.00	\$ 10,198.84	\$ 9,000.00	\$ 6,000.00	\$ 6,000.00	
568	52050	\$ -	\$ 599.99	\$ 500.00	\$ 500.00	\$ 500.00	
569	52150	\$ -	\$ 115.02	\$ 400.00	\$ 400.00	\$ 400.00	
570	52151	\$ 1,075.21	\$ 1,866.72	\$ 2,000.00	\$ 1,500.00	\$ 1,500.00	
571	52170	\$ 1,129.17	\$ 77.00	\$ 1,250.00	\$ 1,000.00	\$ 1,000.00	
572	52190	\$ 8,450.00	\$ 7,833.66	\$ 23,000.00	\$ 43,000.00	\$ 28,000.00	
573	52230	\$ 1,462.93	\$ 2,219.61	\$ 3,500.00	\$ 3,500.00	\$ 3,500.00	
574	52240	\$ 736.19	\$ 619.71	\$ 500.00	\$ 24,000.00	\$ 500.00	
575	57090	\$ -	\$ -	\$ 350.00	\$ 350.00	\$ 350.00	
576	58100	\$ -	\$ -	\$ -	\$ -	\$ -	
577	* TOTAL 14410	\$ 139,126.69	\$ 150,166.40	\$ 220,611.00	\$ 269,667.00	\$ 210,553.00	

578
579
580
581
582
583
584
585
586
587
588
589
590
591
592
593
594
595
596

ORG/ OBJ	DEPARTMENT	2012 EXPENDED	2013 EXPENDED	2014 MAYOR	2015 DEPARTMENT	2015 MAYOR	2015 CITY COUNCIL
597							
599	14421 DPW/MUNICIPAL GROUNDS						
600	51010 DEPT HEAD SALARY & WAGES	\$ 40,153.28	\$ 43,999.78	\$ 45,053.00	\$ 45,955.00	\$ 45,504.00	
601	51012 CLERK/ASST SAL & WAGES	\$ 17,902.00	\$ 39,976.04	\$ 40,943.00	\$ 41,762.00	\$ 41,354.00	
602	51013 MAINTENANCE CREW SAL&WGS	\$ 617,346.25	\$ 877,068.64	\$ 945,861.00	\$ 964,779.00	\$ 955,320.00	
603	51014 BOARD & COMM SAL & WAGES	\$ 2,700.00	\$ 2,200.00	\$ 2,700.00	\$ 2,700.00	\$ 2,700.00	
604	51030 OVERTIME	\$ 29,694.20	\$ 52,128.70	\$ 50,000.00	\$ 50,000.00	\$ 50,000.00	
605	51031 WEEK-END STANDBY	\$ 17,380.00	\$ 17,050.00	\$ 17,080.00	\$ 18,000.00	\$ 18,000.00	
606	51090 CLOTH/UNIFORM ALLOWANCE	\$ 11,580.00	\$ 15,130.00	\$ 15,630.00	\$ 15,430.00	\$ 15,430.00	
607	51100 SHIFT DIFFERENTIAL	\$ 157.27	\$ 654.83	\$ 1,000.00	\$ 1,000.00	\$ 1,000.00	
608	51102 WORKING OUT OF GRADE	\$ 2,106.50	\$ 8,892.88	\$ 7,000.00	\$ 10,000.00	\$ 10,000.00	
609	51104 MECHANIC / WELDER RATING	\$ -	\$ -	\$ -	\$ -	\$ -	
610	51105 SICK LEAVE INCENTIVE	\$ 1,106.62	\$ 1,757.12	\$ 2,500.00	\$ 2,500.00	\$ 2,500.00	
611	51460 LONGEVITY	\$ 8,830.00	\$ 9,205.00	\$ 9,710.00	\$ 9,175.00	\$ 9,175.00	
612	51551 TERMINATION LEAVE	\$ 18,885.76	\$ 1,214.01	\$ 2,398.00	\$ -	\$ -	
613	52030 REPAIRS & MAINTENANCE	\$ -	\$ 64,891.88	\$ 60,000.00	\$ 225,000.00	\$ 160,000.00	
614	52032 TRAFFIC MAINTENANCE	\$ -	\$ 38,183.59	\$ 40,000.00	\$ 40,000.00	\$ 40,000.00	
615	52033 PARKING MAINTENANCE	\$ -	\$ 19,123.94	\$ 20,000.00	\$ 30,000.00	\$ 30,000.00	
616	52034 CRUSHER MAINTENANCE	\$ -	\$ -	\$ 2,000.00	\$ 2,000.00	\$ 2,000.00	
617	52035 CEMETARY MAINTENANCE	\$ -	\$ 87.77				
618	52036 PARKS & PLAYGROUNDS MAINTENANC	\$ -	\$ 3,307.50				
619	52038 UNACCEPTED ROAD MAINTENAN	\$ -	\$ -	\$ -	\$ -	\$ -	
620	52040 INFORMATION TECHNOLOGY	\$ 3,034.24	\$ 1,877.44	\$ 2,000.00	\$ 2,000.00	\$ 2,000.00	
621	52050 MINOR EQUIPMENT	\$ -	\$ 17,718.84	\$ 20,000.00	\$ 20,000.00	\$ 20,000.00	
622	52070 EQUIPMENT RENTAL	\$ -	\$ -	\$ 1,000.00	\$ 1,000.00	\$ 1,000.00	
623	52110 ENERGY & UTILITIES	\$ -	\$ 37,851.35	\$ 35,000.00	\$ 35,000.00	\$ 35,000.00	
624	52120 STREET LIGHTING	\$ -	\$ 143,704.24	\$ 150,000.00	\$ 157,500.00	\$ 120,000.00	
625	52150 COMMUNICATIONS	\$ -	\$ 65.00	\$ 3,000.00	\$ 3,000.00	\$ 3,000.00	
626	52151 TELECOMMUNICATIONS	\$ 482.82	\$ 8,550.81	\$ 7,000.00	\$ 9,000.00	\$ 9,000.00	
627	52170 PROFESSIONAL DEV & TRAVEL	\$ 442.25	\$ 5,439.25	\$ 2,250.00	\$ 2,250.00	\$ 2,250.00	
628	52190 PROFESSIONAL SERVICES	\$ 136.00	\$ 6,854.52	\$ 13,000.00	\$ 13,000.00	\$ 13,000.00	
629	52192 TREE PLANTING	\$ -	\$ -	\$ 2,000.00	\$ 10,000.00	\$ 10,000.00	
630	52210 SNOW & ICE	\$ -	\$ 397,620.65	\$ 300,000.00	\$ 325,000.00	\$ 300,000.00	
631	52230 OFFICE SUPPLIES	\$ 398.62	\$ 997.48	\$ 4,000.00	\$ 4,000.00	\$ 4,000.00	
632	52240 VEHICLE SUPPLIES	\$ -	\$ 108,943.85	\$ 100,000.00	\$ -	\$ -	
633	52242 COLD PATCH	\$ -	\$ -	\$ -	\$ -	\$ -	
634	52243 VEHICLE FUEL	\$ -	\$ 284,189.32	\$ 200,000.00	\$ 280,000.00	\$ 220,000.00	
635	52700 ROAD MAINTENANCE	\$ -	\$ 54,063.03	\$ 60,000.00	\$ 60,000.00	\$ 60,000.00	
636	58602 ROAD RESURFACING EXPENSE	\$ -	\$ -	\$ 90,000.00	\$ 100,000.00	\$ 90,000.00	
637	55163 BUILDING REHAB	\$ -	\$ 73.47	\$ 10,000.00	\$ 10,000.00	\$ 10,000.00	
638	* TOTAL 14421	\$ 772,335.81	\$ 2,262,820.93	\$ 2,261,125.00	\$ 2,490,051.00	\$ 2,282,233.00	

639
640
641

ORG/ OBJ	DEPARTMENT	2012 EXPENDED	2013 EXPENDED	2014 MAYOR	2015 DEPARTMENT	2015 MAYOR	2015 CITY COUNCIL
645	14420 HIGHWAY						
646	52030 REPAIRS & MAINTENANCE	\$ 68,605.21	\$ -	\$ -	\$ -	\$ -	
647	52032 TRAFFIC MAINTENANCE	\$ 52,422.65	\$ -	\$ -	\$ -	\$ -	
648	52033 PARKING MAINTENANCE	\$ 13,545.16	\$ -	\$ -	\$ -	\$ -	
649	52034 CRUSHER MAINTENANCE	\$ 9,309.88	\$ -	\$ -	\$ -	\$ -	
650	52038 UNACCEPTED ROAD MAINTENAN	\$ -	\$ -	\$ -	\$ -	\$ -	
651	52040 INFORMATION TECHNOLOGY	\$ 2,817.34	\$ -	\$ -	\$ -	\$ -	
652	52050 MINOR EQUIPMENT	\$ 4,530.73	\$ -	\$ -	\$ -	\$ -	
653	52070 EQUIPMENT RENTAL	\$ -	\$ -	\$ -	\$ -	\$ -	
654	52110 ENERGY & UTILITIES	\$ 48.02	\$ -	\$ -	\$ -	\$ -	
655	52120 STREET LIGHTING	\$ 146,145.16	\$ -	\$ -	\$ -	\$ -	
656	52150 COMMUNICATIONS	\$ 270.94	\$ -	\$ -	\$ -	\$ -	
657	52151 TELECOMMUNICATIONS	\$ 3,628.08	\$ -	\$ -	\$ -	\$ -	
658	52170 PROFESSIONAL DEV & TRAVEL	\$ 921.00	\$ -	\$ -	\$ -	\$ -	
659	52190 PROFESSIONAL SERVICES	\$ 799.80	\$ -	\$ -	\$ -	\$ -	
660	52210 SNOW & ICE	\$ 251,268.40	\$ -	\$ -	\$ -	\$ -	
661	52230 OFFICE SUPPLIES	\$ 445.71	\$ -	\$ -	\$ -	\$ -	
662	52240 VEHICLE SUPPLIES	\$ 87,433.12	\$ -	\$ -	\$ -	\$ -	
663	52241 CRACK SEALING STREETS	\$ -	\$ -	\$ -	\$ -	\$ -	
664	52242 COLD PATCH	\$ -	\$ -	\$ -	\$ -	\$ -	
665	52700 ROAD MAINTENANCE	\$ 34,791.53	\$ -	\$ -	\$ -	\$ -	
666	58603 UPGRADE UNACCEPTED STREETS	\$ -	\$ -	\$ -	\$ -	\$ -	
667	* TOTAL 14420	\$ 676,982.73	\$ -	\$ -	\$ -	\$ -	
668	14421 PUBLIC WORKS						
669	51010 DEPT HEAD SALARY & WAGES	\$ 40,153.28		\$ -	\$ -	\$ -	
670	51012 CLERK/ASST SAL & WAGES	\$ 17,902.00		\$ -	\$ -	\$ -	
672	51014 MAINTENANCE CREW SAL&WGS	\$ 617,346.25		\$ -	\$ -	\$ -	
673	51030 OVERTIME	\$ 29,694.20		\$ -	\$ -	\$ -	
674	51031 WEEK-END STANDBY	\$ 17,380.00		\$ -	\$ -	\$ -	
675	51102 WORKING OUT OF GRADE	\$ 2,106.50		\$ -	\$ -	\$ -	
677	51105 SICK LEAVE INCENTIVE	\$ 1,106.62		\$ -	\$ -	\$ -	
678	51460 LONGEVITY	\$ 8,830.00		\$ -	\$ -	\$ -	
679	51551 TERMINATION LEAVE	\$ 18,885.76		\$ -	\$ -	\$ -	
680	52030 REPAIRS & MAINTENANCE	\$ -		\$ -	\$ -	\$ -	
681	52040 INFORMATION TECHNOLOGY	\$ 3,034.24		\$ -	\$ -	\$ -	
682	51100 SHIFT DIFFERENTIAL	\$ 157.27		\$ -	\$ -	\$ -	
683	52150 COMMUNICATIONS	\$ -		\$ -	\$ -	\$ -	
684	52151 TELECOMMUNICATIONS	\$ 482.82		\$ -	\$ -	\$ -	
685	52170 PROFESSIONAL DEV & TRAVEL	\$ 442.25		\$ -	\$ -	\$ -	
686	52190 PROFESSIONAL SERVICES	\$ 136.00		\$ -	\$ -	\$ -	
687	52230 OFFICE SUPPLIES	\$ 398.62		\$ -	\$ -	\$ -	
688	52240 VEHICLE SUPPLIES	\$ -		\$ -	\$ -	\$ -	
689	51090 CLOTH/UNIFORM ALLOWANCE	\$ 11,580.00		\$ -	\$ -	\$ -	
690	* TOTAL 14421	\$ 769,635.81	\$ -	\$ -	\$ -	\$ -	

ORG/ OBJ	DEPARTMENT	2012 EXPENDED	2013 EXPENDED	2014 MAYOR	2015 DEPARTMENT	2015 MAYOR	2015 CITY COUNCIL	
691	14429	MUNICIPAL GARAGE						
692	52030	\$ 30,895.81	\$ -	\$ -	\$ -	\$ -		
693	52040	\$ 153.00	\$ -	\$ -	\$ -	\$ -		
694	52050	\$ 9,600.86	\$ -	\$ -	\$ -	\$ -		
695	52110	\$ 27,893.20	\$ -	\$ -	\$ -	\$ -		
696	52150	\$ -	\$ -	\$ -	\$ -	\$ -		
697	52151	\$ 959.29	\$ -	\$ -	\$ -	\$ -		
698	52170	\$ 1,993.00	\$ -	\$ -	\$ -	\$ -		
699	52190	\$ 3,302.61	\$ -	\$ -	\$ -	\$ -		
700	52240	\$ 194,987.72	\$ -	\$ -	\$ -	\$ -		
701	55011	\$ -	\$ -	\$ -	\$ -	\$ -		
702	55107	\$ -	\$ -	\$ -	\$ -	\$ -		
703	55123	\$ -	\$ -	\$ -	\$ -	\$ -		
704	55163	\$ 13,086.29	\$ -	\$ -	\$ -	\$ -		
705	57090	\$ -	\$ -	\$ -	\$ -	\$ -		
706	57800	\$ -	\$ -	\$ -	\$ -	\$ -		
707	58152	\$ -	\$ -	\$ -	\$ -	\$ -		
708	* TOTAL 14429	\$ 282,871.78	\$ -	\$ -	\$ -	\$ -		
709								
710	14482	AIRPORT						
711	52030	\$ (782.18)	\$ 2,273.81	\$ 3,750.00	\$ 3,750.00	\$ 3,500.00		
712	52050	\$ 69.96	\$ -	\$ 50.00	\$ 50.00	\$ 50.00		
713	52110	\$ 6,652.93	\$ 7,356.85	\$ 6,000.00	\$ 6,000.00	\$ 6,000.00		
714	52150	\$ 294.50	\$ 0.97	\$ 100.00	\$ 100.00	\$ 100.00		
715	52151	\$ 506.56	\$ 558.90	\$ 550.00	\$ 550.00	\$ 550.00		
716	52190	\$ 252.00	\$ 265.00	\$ -	\$ -	\$ -		
717	52191	\$ -	\$ -	\$ 500.00	\$ 500.00	\$ 250.00		
718	52210	\$ 386.70	\$ -	\$ -	\$ -	\$ -		
719	52230	\$ 74.70	\$ -	\$ 50.00	\$ 50.00	\$ 50.00		
720	52240	\$ 462.82	\$ 1,181.13	\$ 1,000.00	\$ 1,000.00	\$ 1,000.00		
721	* TOTAL 14482	\$ 7,917.99	\$ 11,636.66	\$ 12,000.00	\$ 12,000.00	\$ 11,500.00		
722								
723	14490	CEMETERY						
724	51024	\$ -	\$ -	\$ -	\$ -	\$ -		
725	52030	\$ 3,976.16	\$ -	\$ -	\$ -	\$ -		
726	52050	\$ -	\$ -	\$ -	\$ -	\$ -		
727	52110	\$ 1,842.10	\$ -	\$ -	\$ -	\$ -		
728	52150	\$ -	\$ -	\$ -	\$ -	\$ -		
729	52230	\$ 25.98	\$ -	\$ -	\$ -	\$ -		
730	52240	\$ 162.80	\$ -	\$ -	\$ -	\$ -		
731	57090	\$ -	\$ -	\$ -	\$ -	\$ -		
732	* TOTAL 14490	\$ 6,007.04	\$ -	\$ -	\$ -	\$ -		

733
734

ORG/ OBJ	DEPARTMENT	2012 EXPENDED	2013 EXPENDED	2014 MAYOR	2015 DEPARTMENT	2015 MAYOR	2015 CITY COUNCIL
737	15512 HEALTH						
738	51010 DEPT HEAD SALARY & WAGES	\$ 35,134.25	\$ 35,700.06	\$ 54,832.00	\$ 54,534.00	\$ 55,381.00	
739	51011 P/T AST SANI INSPE SAL&WG	\$ 41,153.19	\$ 46,995.88	\$ 48,045.00	\$ 49,006.00	\$ 48,526.00	
740	51012 CLERK/ASST SAL & WAGES	\$ 35,176.07	\$ 35,695.40	\$ 36,550.00	\$ 37,281.00	\$ 18,458.00	
741	51013 P/T CLERK/ASST SALARY & WAGES	\$ -	\$ -	\$ -	\$ -	\$ -	
742	51014 BOARD & COMM SAL & WAGES	\$ 3,499.96	\$ 3,499.96	\$ 3,500.00	\$ 3,500.00	\$ 3,500.00	
743	51030 OVERTIME	\$ 65.12	\$ 168.57	\$ 1,000.00	\$ 1,000.00	\$ 1,000.00	
744	51090 CLOTH/UNIFORM ALLOWANCE	\$ 700.00	\$ 700.00	\$ 700.00	\$ 700.00	\$ 700.00	
745	51460 LONGEVITY	\$ 790.00	\$ 920.00	\$ 1,015.00	\$ 1,145.00	\$ 1,145.00	
746	51551 TERMINATION LEAVE	\$ 623.63	\$ -	\$ -	\$ -	\$ -	
747	52030 REPAIRS & MAINTENANCE	\$ 97.31	\$ 139.98	\$ 500.00	\$ 300.00	\$ 300.00	
748	52040 INFORMATION TECHNOLOGY	\$ 119.99	\$ 35.54	\$ 466.00	\$ 500.00	\$ 500.00	
749	52050 MINOR EQUIPMENT	\$ 939.92	\$ 495.18	\$ 1,000.00	\$ 1,000.00	\$ 1,000.00	
751	52150 COMMUNICATIONS	\$ 127.00	\$ 116.98	\$ 300.00	\$ 300.00	\$ 300.00	
752	52151 TELECOMMUNICATIONS	\$ 3,007.05	\$ 2,506.66	\$ 3,759.00	\$ 3,000.00	\$ 3,000.00	
753	52170 PROFESSIONAL DEV & TRAVEL	\$ 1,465.75	\$ 1,140.86	\$ 1,875.00	\$ 2,500.00	\$ 2,500.00	
754	52190 PROFESSIONAL SERVICES	\$ 1,456.70	\$ 4,901.87	\$ 7,000.00	\$ 7,000.00	\$ 7,000.00	
756	52230 OFFICE SUPPLIES	\$ 1,651.69	\$ 1,540.84	\$ 4,000.00	\$ 4,000.00	\$ 4,000.00	
757	52240 VEHICLE SUPPLIES	\$ 210.67	\$ 1,052.25	\$ 1,200.00	\$ 1,500.00	\$ 1,500.00	
759	54100 NURSING SERVICES	\$ 16,500.00	\$ 16,500.00	\$ 6,000.00	\$ 6,000.00	\$ 6,000.00	
765	55371 MUNICIPAL DUMPSTER COLLECTION	\$ 19,598.39	\$ 13,607.20	\$ 20,000.00	\$ 20,000.00	\$ 20,000.00	
766	* TOTAL 15512	\$ 162,316.69	\$ 165,717.23	\$ 191,742.00	\$ 193,266.00	\$ 174,810.00	
767	15541 COUNCIL ON AGING						
768	51010 DEPT HEAD SALARY & WAGES	\$ 50,192.39	\$ 47,305.36	\$ 45,312.00	\$ 48,348.00	\$ 47,874.00	
769	51012 CLERKS/DISPATCHER SAL&WAG	\$ 31,864.45	\$ 32,377.28	\$ 33,152.00	\$ 33,816.00	\$ 33,484.00	
770	ACTIVITIES COORDINATOR				\$ 13,537.00	\$ -	
771	51013 VAN DRIVER SAL & WAGES	\$ 31,591.44	\$ 32,094.40	\$ 32,866.00	\$ 33,524.00	\$ 33,195.00	
772	51016 CUSTODIAN SALARY & WAGES	\$ 35,191.67	\$ 35,758.32	\$ 36,614.00	\$ 37,347.00	\$ 36,981.00	
773	51023 ALT VAN DRIVER SALARY & WAGES	\$ 4,025.75	\$ 3,723.68	\$ 4,000.00	\$ 4,000.00	\$ 4,000.00	
774	51030 OVERTIME	\$ -	\$ 640.86	\$ 600.00	\$ 500.00	\$ 500.00	
775	51460 LONGEVITY	\$ 2,750.00	\$ 3,015.00	\$ 2,125.00	\$ 3,015.00	\$ 3,015.00	
776	52030 REPAIRS & MAINTENANCE	\$ 3,737.03	\$ 6,304.17	\$ 5,000.00	\$ 8,500.00	\$ 8,500.00	
777	52040 INFORMATION TECHNOLOGY	\$ 89.79	\$ 120.45	\$ 1,100.00	\$ 1,200.00	\$ 1,200.00	
778	52050 MINOR EQUIPMENT	\$ 169.99	\$ 478.00	\$ 500.00	\$ 500.00	\$ 500.00	
779	52110 ENERGY & UTILITIES	\$ 9,915.42	\$ 8,860.71	\$ 11,000.00	\$ 15,000.00	\$ 13,000.00	
780	52150 COMMUNICATIONS	\$ -	\$ 125.04	\$ 200.00	\$ 200.00	\$ 200.00	
782	52170 PROFESSIONAL DEV & TRAVEL	\$ -	\$ -	\$ 150.00	\$ 500.00	\$ 500.00	
783	52190 PROFESSIONAL SERVICES	\$ -	\$ -	\$ -	\$ -	\$ -	
784	52230 OFFICE SUPPLIES	\$ 623.52	\$ 5,022.71	\$ 650.00	\$ 1,000.00	\$ 1,000.00	
785	52240 VEHICLE SUPPLIES	\$ -	\$ -	\$ -	\$ -	\$ -	
787	51551 TERMINATION LEAVE	\$ -	\$ 36,190.42	\$ -	\$ -	\$ -	
788	51090 CLOTH/UNIFORM ALLOWANCE	\$ 350.00	\$ 350.00	\$ 350.00	\$ 350.00	\$ 350.00	
789	57800 BUILDING REPAIRS	\$ 33,477.64	\$ 3,089.35	\$ 5,000.00	\$ 50,000.00	\$ 5,000.00	
790	* TOTAL 15541	\$ 203,979.09	\$ 215,455.75	\$ 178,619.00	\$ 251,337.00	\$ 189,299.00	

ORG/ OBJ	DEPARTMENT	2012 EXPENDED	2013 EXPENDED	2014 MAYOR	2015 DEPARTMENT	2015 MAYOR	2015 CITY COUNCIL	
791	15542	YOUTH COMMISSION						
792	52230	\$ 50.96	\$ -	\$ 100.00	\$ 100.00	\$ 100.00		
793	52995	\$ -	\$ -	\$ 200.00	\$ 900.00	\$ 900.00		
794	* TOTAL 15542	\$ 50.96	\$ -	\$ 300.00	\$ 1,000.00	\$ 1,000.00		
795								
796	15543	VETERANS						
797	51010	\$ 50,192.39	\$ 51,000.04	\$ 52,220.00	\$ 53,265.00	\$ 52,743.00		
799	51460	\$ 600.00	\$ 630.00	\$ 660.00	\$ 690.00	\$ 690.00		
801	52050	\$ -	\$ -	\$ -	\$ -	\$ -		
802	52170	\$ 35.00	\$ 35.00	\$ 135.00	\$ 135.00	\$ 135.00		
803	52230	\$ 424.65	\$ 1,341.26	\$ 1,000.00	\$ 1,000.00	\$ 1,000.00		
804	57100	\$ 677,967.29	\$ 709,367.56	\$ 700,000.00	\$ 750,000.00	\$ 700,000.00		
805	* TOTAL 15543	\$ 729,219.33	\$ 762,373.86	\$ 754,015.00	\$ 805,090.00	\$ 754,568.00		
806								
807	15549	DISABILITIES COMMISSION						
808	51012	\$ -	\$ -	\$ -	\$ -	\$ -		
809	52170	\$ -	\$ -	\$ 250.00	\$ 250.00	\$ 250.00		
810	52230	\$ -	\$ -	\$ 50.00	\$ 50.00	\$ 50.00		
811	* TOTAL 15549	\$ -	\$ -	\$ 300.00	\$ 300.00	\$ 300.00		
812								
813	16610	LIBRARY						
814	51010	\$ 62,778.95	\$ 66,300.00	\$ 67,887.00	\$ 67,887.00	\$ 68,566.00		
815	51011	\$ 43,269.99	\$ 51,936.12	\$ 52,592.00	\$ 52,592.00	\$ 53,118.00		
816	51012	\$ 95,343.46	\$ 117,189.00	\$ 119,991.00	\$ 86,692.00	\$ 87,559.00		
817	51013	\$ 100,811.25	\$ 67,676.88	\$ 69,884.00	\$ 69,616.00	\$ 70,313.00		
818	51014	\$ 36,890.78	\$ 84,567.00	\$ 86,966.00	\$ 124,852.00	\$ 126,101.00		
819	51015	\$ 19,269.33	\$ -	\$ 7,000.00	\$ 12,500.00	\$ 12,625.00		
820	51016	\$ 34,401.37	\$ 34,944.00	\$ 35,784.00	\$ 35,784.00	\$ 36,142.00		
821	51030	\$ 524.87	\$ -	\$ 500.00	\$ 500.00	\$ 500.00		
822	51460	\$ 4,545.00	\$ 4,395.00	\$ 4,140.00	\$ 4,365.00	\$ 4,365.00		
823	51551	\$ 2,716.12	\$ 28,054.00	\$ -	\$ -	\$ -		
824	52030	\$ 13,249.93	\$ 18,471.03	\$ 5,000.00	\$ 100.00	\$ 100.00		
825	52040	\$ 8,503.22	\$ 7,826.23	\$ 6,150.00	\$ 10,000.00	\$ 10,000.00		
826	52110	\$ 33,397.86	\$ 36,323.13	\$ 35,000.00	\$ 35,000.00	\$ 35,000.00		
827	52150	\$ 1,056.16	\$ 1,218.30	\$ 1,200.00	\$ 800.00	\$ 800.00		
828	52151	\$ 3,193.26	\$ 4,567.93	\$ 3,800.00	\$ 5,300.00	\$ 5,300.00		
829	52190	\$ 29,735.00	\$ 30,628.00	\$ 31,600.00	\$ 32,000.00	\$ 32,000.00		
830	52230	\$ 2,346.14	\$ 3,477.59	\$ 5,000.00	\$ 6,000.00	\$ 6,000.00		
831	52231	\$ 5,141.33	\$ 3,826.40	\$ 3,000.00	\$ 4,000.00	\$ 4,000.00		
832	52270	\$ 62,412.10	\$ 64,077.39	\$ 73,540.00	\$ 74,000.00	\$ 74,000.00		
833	53333	\$ -	\$ -	\$ -	\$ -	\$ -		
834	57500	\$ 11,235.00	\$ 11,484.00	\$ 11,700.00	\$ 15,000.00	\$ 15,000.00		
835	58205	\$ -	\$ -	\$ -	\$ -	\$ -		
836	* TOTAL 16610	\$ 570,821.12	\$ 636,962.00	\$ 620,734.00	\$ 636,988.00	\$ 641,489.00		

ORG/ OBJ	DEPARTMENT	2012 EXPENDED	2013 EXPENDED	2014 MAYOR	2015 DEPARTMENT	2015 MAYOR	2015 CITY COUNCIL
837	16620 RECREATION						
838	52030 HOLIDAY LIGHTING	\$ -	\$ -	\$ 10,000.00	\$ 10,000.00	\$ 10,000.00	
839	52170 PROFESSIONAL DEV & TRAVEL	\$ -	\$ -	\$ -	\$ -	\$ -	
840	52190 PROFESSIONAL SERVICES	\$ -	\$ 10,000.00	\$ 10,000.00	\$ 10,000.00	\$ 10,000.00	
841	52230 RECREATION SUPPLIES	\$ -	\$ -	\$ -	\$ -	\$ -	
842	55057 CELEBRATIONS&SPEC EVENTS	\$ 309.00	\$ 853.81	\$ 1,000.00	\$ 1,000.00	\$ 1,000.00	
843	58150 PLAYGROUND IMPROVEMENTS	\$ -	\$ 2,997.86	\$ 20,000.00	\$ 40,000.00	\$ 20,000.00	
844	* TOTAL 16620	\$ 309.00	\$ 13,851.67	\$ 41,000.00	\$ 61,000.00	\$ 41,000.00	
845	16621 GREENWOOD MEMORIAL POOL						
846	51010 DEPT HEAD SALARY & WAGES	\$ 50,192.39	\$ 18,634.63	\$ 9,000.00	\$ -	\$ -	
847	51012 CLERK/ASST SAL & WAGES	\$ -	\$ -	\$ -	\$ -	\$ -	
848	51013 P/T LIFE GUARDS SAL&WGS	\$ 34,278.22	\$ 24,830.31	\$ 24,703.00	\$ 38,000.00	\$ 38,000.00	
849	51016 CLEANER SALARY & WAGES	\$ -	\$ -	\$ -	\$ -	\$ -	
850	51030 OVERTIME	\$ 253.70	\$ 996.99	\$ 117.00	\$ 300.00	\$ 300.00	
851	51460 LONGEVITY	\$ 1,095.00	\$ 1,290.00	\$ 180.00	\$ -	\$ -	
852	51551 TERMINATION LEAVE	\$ -	\$ 37,105.33	\$ -	\$ -	\$ -	
853	52030 REPAIRS & MAINTENANCE	\$ 6,242.66	\$ 20,369.29	\$ 7,783.00	\$ 6,000.00	\$ 6,000.00	
854	52040 INFORMATION TECHNOLOGY	\$ -	\$ -	\$ -	\$ -	\$ -	
855	52050 MINOR EQUIPMENT	\$ -	\$ -	\$ 217.00	\$ 500.00	\$ 500.00	
856	52110 ENERGY & UTILITIES	\$ 78,951.26	\$ 7,136.24	\$ 11,500.00	\$ 11,500.00	\$ 10,500.00	
857	52150 COMMUNICATIONS	\$ -	\$ -	\$ -	\$ 700.00	\$ 700.00	
858	52151 TELECOMMUNICATIONS	\$ 356.24	\$ 249.46	\$ -	\$ -	\$ -	
859	52170 PROFESSIONAL DEV & TRAVEL	\$ 329.00	\$ -	\$ -	\$ -	\$ -	
860	52230 OFFICE SUPPLIES	\$ -	\$ -	\$ 300.00	\$ 400.00	\$ 400.00	
861	52231 POOL SUPPLIES	\$ 9,312.18	\$ 6,052.26	\$ 5,500.00	\$ 5,500.00	\$ 5,500.00	
862	* TOTAL 16621	\$ 181,010.65	\$ 116,664.51	\$ 59,300.00	\$ 62,900.00	\$ 61,900.00	
863	16625 MUNICIPAL GROUNDS						
864	51010 DEPT HEAD SALARY & WAGES	\$ 57,750.00	\$ -	\$ -	\$ -	\$ -	
865	51012 CLERK/ASST SAL & WAGES	\$ 21,243.31	\$ -	\$ -	\$ -	\$ -	
866	51013 MAINTENANCE CREW SAL&WGS	\$ 103,423.70	\$ -	\$ -	\$ -	\$ -	
867	51014 BOARD & COMM SAL & WAGES	\$ 2,200.00	\$ -	\$ -	\$ -	\$ -	
868	51020 P/T PLAYGROUNDS SAL&WGS	\$ -	\$ -	\$ -	\$ -	\$ -	
869	51030 OVERTIME	\$ 12,401.98	\$ -	\$ -	\$ -	\$ -	
870	51102 WORKING OUT OF GRADE	\$ 2,849.42	\$ -	\$ -	\$ -	\$ -	
871	51460 LONGEVITY	\$ 2,575.00	\$ -	\$ -	\$ -	\$ -	
872	51551 TERMINATION LEAVE	\$ 41,057.05	\$ -	\$ -	\$ -	\$ -	
873	52030 REPAIRS & MAINTENANCE	\$ 3,181.71	\$ -	\$ -	\$ -	\$ -	
874	52050 MINOR EQUIPMENT	\$ 1,655.10	\$ -	\$ -	\$ -	\$ -	
876	52151 TELECOMMUNICATIONS	\$ 3,307.07	\$ -	\$ -	\$ -	\$ -	
877	52170 PROFESSIONAL DEV & TRAVEL	\$ 60.00	\$ -	\$ -	\$ -	\$ -	
879	52230 OFFICE SUPPLIES	\$ 458.39	\$ -	\$ -	\$ -	\$ -	
880	52240 VEHICLE SUPPLIES	\$ 6,200.15	\$ -	\$ -	\$ -	\$ -	
881	51090 CLOTH/UNIFORM ALLOWANCE	\$ 1,550.00	\$ -	\$ -	\$ -	\$ -	
882	* TOTAL 16625	\$ 259,912.88	\$ -	\$ -	\$ -	\$ -	

ORG/ OBJ	DEPARTMENT	2012 EXPENDED	2013 EXPENDED	2014 MAYOR	2015 DEPARTMENT	2015 MAYOR	2015 CITY COUNCIL
883	16630	PARKS					
884	52030	REPAIRS & MAINTENANCE	\$ 486.96	\$ -	\$ -	\$ -	
885	52110	ENERGY & UTILITIES	\$ 1,927.37	\$ -	\$ -	\$ -	
886	52150	COMMUNICATIONS	\$ -	\$ -	\$ -	\$ -	
887	58150	PLAYGROUND IMPROVEMENTS	\$ 10,718.02	\$ -	\$ -	\$ -	
888	* TOTAL	16630	\$ 13,132.35	\$ -	\$ -	\$ -	
889							
890	16650	HISTORICAL COMMISSION					
891	52170	PROFESSIONAL DEV & TRAVEL	\$ -	\$ -	\$ -	\$ -	
892	52190	PROFESSIONAL SERVICES	\$ -	\$ -	\$ -	\$ -	
893	52230	OFFICE SUPPLIES	\$ -	\$ -	\$ 200.00	\$ 100.00	\$ 100.00
894	55141	CEMETERY RESTORATION	\$ -	\$ -	\$ -	\$ -	\$ -
895	55149	LUCY STONE COMM MARKERS	\$ -	\$ -	\$ -	\$ -	\$ -
896	55151	PRINTING, GARDNER: A PORTRAIT	\$ -	\$ -	\$ -	\$ -	\$ -
897	* TOTAL	16650	\$ -	\$ -	\$ 200.00	\$ 100.00	\$ 100.00
898							
899	17710	DEBT SERVICE					
900	57600	PRINCIPAL - INSIDE DEBT	\$ 1,262,046.91	\$ 1,040,000.00	\$ 190,000.00	\$ 580,000.00	\$ 580,000.00
901	57601	PRINCIPAL - OUTSIDE DEBT	\$ 1,301,871.71	\$ 756,500.00	\$ 1,346,600.00	\$ 835,190.00	\$ 835,190.00
902	57610	INTEREST - INSIDE DEBT	\$ 45,364.99	\$ 32,800.00	\$ 22,000.00	\$ 482,185.00	\$ 482,185.00
903	57611	INTEREST - OUTSIDE DEBT	\$ 227,415.38	\$ 194,733.15	\$ 166,000.00	\$ 130,864.00	\$ 130,864.00
904	57621	INTEREST TEMPORARY LOANS	\$ 28,715.92	\$ 58,257.02	\$ 90,000.00	\$ 70,000.00	\$ 70,000.00
905	* TOTAL	17710	\$ 2,865,414.91	\$ 2,082,290.17	\$ 1,814,600.00	\$ 2,098,239.00	\$ 2,098,239.00
906							
907	19910	CONTRIBUTORY RETIREMENT					
908	51011	EXECUTIVE SEC SAL & WAGES	\$ 53,752.04	\$ 55,989.33	\$ 59,011.00	\$ 61,821.00	\$ 61,821.00
909	51014	BOARD & COMM SAL & WAGES	\$ 15,050.00	\$ 15,300.00	\$ 15,300.00	\$ 15,300.00	\$ 15,300.00
910	51023	PART TIME SALARY & WAGES	\$ 860.75	\$ 634.25	\$ 3,896.00	\$ 5,000.00	\$ 5,000.00
911	51540	VACATION BUYBACK	\$ -	\$ -	\$ 1,104.00	\$ -	\$ -
912	51460	LONGEVITY	\$ 450.00	\$ 480.00	\$ 510.00	\$ 540.00	\$ 540.00
913	51551	TERMINATION LEAVE	\$ -	\$ -	\$ -	\$ -	\$ -
914	57070	CONTRIB RETIRE ASSESSMENT	\$ 2,571,175.00	\$ 2,744,652.00	\$ 2,868,828.00	\$ 3,104,816.00	\$ 3,104,816.00
915	57071	MILITARY LEAVE ASSESSMENT	\$ -	\$ -	\$ -	\$ -	\$ -
916	57072	WORKER'S COMP ASSESSMENT	\$ 8,045.95	\$ 2,787.01	\$ -	\$ -	\$ -
917	* TOTAL	19910	\$ 2,649,333.74	\$ 2,819,842.59	\$ 2,948,649.00	\$ 3,187,477.00	\$ 3,187,477.00
918							
919	19911	NON-CONTRIB RETIREMENT					
920	57181	WIDOW'S ANNUITY	\$ -	\$ -	\$ -	\$ -	\$ -
921	57182	WIDOW'S ANNUITY-CHAP 420	\$ -	\$ -	\$ -	\$ -	\$ -
922	57183	WIDOW'S ANNUITY-CHAP 318	\$ -	\$ -	\$ -	\$ -	\$ -
924	57186	FIRE PENSIONS	\$ -	\$ -	\$ -	\$ -	\$ -
925	57188	SCHOOL PENSIONS	\$ 34,282.08	\$ 28,508.16	\$ -	\$ -	\$ -
926	57189	HIGHWAY PENSIONS	\$ -	\$ -	\$ -	\$ -	\$ -
927	* TOTAL	19911	\$ 34,282.08	\$ 28,508.16	\$ -	\$ -	\$ -

ORG/ OBJ	DEPARTMENT	2012 EXPENDED	2013 EXPENDED	2014 MAYOR	2015 DEPARTMENT	2015 MAYOR	2015 CITY COUNCIL	
928								
929	19914	EMPLOYEE BENEFITS						
930	52200	\$ 4,725.00	\$ 6,500.00	\$ 6,600.00	\$ 6,600.00	\$ 6,600.00		
931	57010	\$ 156,347.00	\$ 157,280.50	\$ 170,000.00	\$ 172,000.00	\$ 172,000.00		
932	57011	\$ -	\$ -	\$ -	\$ -	\$ -		
933	57020	\$ 780.00	\$ 780.00	\$ 1,000.00	\$ 1,000.00	\$ 1,000.00		
934	57021	\$ 64,230.02	\$ 64,716.25	\$ 65,000.00	\$ 85,000.00	\$ 85,000.00		
935	57022	\$ 81,494.11	\$ 116,067.57	\$ 160,000.00	\$ 170,000.00	\$ 166,000.00		
936	57040	\$ 107,263.24	\$ 120,764.18	\$ 120,000.00	\$ 150,000.00	\$ 150,000.00		
937	57041	\$ 221,649.79	\$ 234,941.67	\$ 235,000.00	\$ 270,000.00	\$ 270,000.00		
938	57051	\$ 22,972.25	\$ 22,664.36	\$ 25,000.00	\$ 54,000.00	\$ 54,000.00		
939	57052	\$ 28,739.01	\$ 29,865.81	\$ 29,000.00	\$ -	\$ -		
940	57060	\$ 2,913,980.65	\$ 2,663,165.46	\$ 3,385,212.00	\$ 7,082,378.00	\$ 7,082,378.00		
941	57061	\$ 3,825,164.48	\$ 3,615,006.15	\$ 3,490,883.00	\$ -	\$ -		
942	57062	\$ 29,362.34	\$ 32,802.57	\$ 30,000.00	\$ 35,000.00	\$ 35,000.00		
943	57064	\$ -	\$ -	\$ -	\$ -	\$ -		
944	* TOTAL 19914	\$ 7,456,707.89	\$ 7,064,554.52	\$ 7,717,695.00	\$ 8,025,978.00	\$ 8,021,978.00		
945								
946	19945	INSURANCES						
947	57501	\$ 239,248.98	\$ 235,958.50	\$ 290,000.00	\$ 300,000.00	\$ 295,000.00		
948	57503	\$ 50,354.36	\$ 61,595.50	\$ 65,000.00	\$ 65,000.00	\$ 65,000.00		
949	57504	\$ 69,105.98	\$ 75,154.10	\$ 80,000.00	\$ 85,000.00	\$ 82,500.00		
950	* TOTAL 19945	\$ 358,709.32	\$ 372,708.10	\$ 435,000.00	\$ 450,000.00	\$ 442,500.00		
951								
952	19999	OTHER EXPENDITURES						
953	59040	\$ 413,000.00	\$ 334,256.00	\$ 60,000.00	\$ -	\$ -		
954	59991	\$ 7,310.74	\$ 7,500.77	\$ -	\$ -	\$ -		
955		\$ -	\$ 710,000.00		\$ -	\$ -		
956	59998	\$ 12,276.21	\$ 16,317.12	\$ -	\$ -	\$ -		
957	* TOTAL 19999	\$ 432,586.95	\$ 1,068,073.89	\$ 60,000.00	\$ -	\$ -		
958								
959	TOTAL GENERAL GOVERNMENT		\$ 26,011,563.46		\$ 26,509,590.00	\$ 28,135,891.34	\$ 27,276,804.00	
960								
961								
962								
963								
964								
965								
966								
967								
968								
969								
970								
971								

ORG/ OBJ	DEPARTMENT	2012 EXPENDED	2013 EXPENDED	2014 MAYOR	2015 DEPARTMENT	2015 MAYOR	2015 CITY COUNCIL
975 61440	SEWER						
976 51010	DEPT HEAD SALARY & WAGES	\$ 20,077.16	\$ 22,000.17	\$ 22,527.00	\$ 22,978.00	\$ 22,753.00	
977 51011	ENGINEER SALARY & WAGES	\$ 21,833.69	\$ 22,185.26	\$ 22,716.00	\$ 23,171.00	\$ 22,944.00	
978 51012	CLERK/ASST SAL & WAGES	\$ 35,297.64	\$ 35,865.44	\$ 36,724.00	\$ 39,362.00	\$ 37,092.00	
979 51013	PART TIME CLERK	\$ -	\$ -	\$ -	\$ -	\$ -	
980 51014	MAINTENANCE CREW-SAL&WGS	\$ 37,497.60	\$ -	\$ 42,579.00	\$ -	\$ -	
981 51015	DPW CLERK SALARY	\$ 8,951.51	\$ 9,195.16	\$ 9,416.00	\$ 9,605.00	\$ 9,510.00	
982 51020	ENGINEER SALARY	\$ -	\$ -	\$ -	\$ -	\$ -	
983 51030	OVERTIME	\$ 335.33	\$ -	\$ 4,000.00	\$ 1,000.00	\$ 1,000.00	
984 51090	CLOTH/UNIFORM ALLOWANCE	\$ 700.00	\$ -	\$ -	\$ -	\$ -	
985 51102	WORKING OUT OF GRADE	\$ -	\$ -	\$ -	\$ -	\$ -	
986 51105	SICK LEAVE INCENTIVE	\$ 868.00	\$ -	\$ -	\$ -	\$ -	
987 51460	LONGEVITY	\$ 820.00	\$ 640.00	\$ 990.00	\$ -	\$ -	
988 51551	TERMINATION LEAVE	\$ -	\$ 748.65	\$ -	\$ -	\$ -	
989 52030	REPAIRS & MAINTENANCE	\$ 4,034.15	\$ 4,059.88	\$ 500.00	\$ 500.00	\$ 500.00	
990 52031	REPAIRS TO MAINS	\$ 7,628.86	\$ 8,031.96	\$ 50,000.00	\$ 25,000.00	\$ 25,000.00	
991 52040	INFORMATION TECHNOLOGY	\$ 21,467.02	\$ 297.50	\$ -	\$ -	\$ -	
992 52050	NEW EQUIPMENT	\$ 41,412.00	\$ 50,639.22	\$ 60,000.00	\$ 385,000.00	\$ 385,000.00	
993 52110	ENERGY & UTILITIES	\$ -	\$ -	\$ -	\$ -	\$ -	
994 52150	COMMUNICATIONS	\$ 577.22	\$ 600.66	\$ 300.00	\$ 300.00	\$ 300.00	
995 52151	TELECOMMUNICATIONS	\$ 1,357.46	\$ 784.79	\$ 1,000.00	\$ 1,000.00	\$ 1,000.00	
996 52170	PROFESSIONAL DEV & TRAVEL	\$ 265.00	\$ -	\$ 750.00	\$ 750.00	\$ 750.00	
997 52190	PROFESSIONAL SERVICES	\$ 104,864.93	\$ 13,065.75	\$ 25,000.00	\$ 25,000.00	\$ 25,000.00	
998 52192	WPAT ADMINISTRATIVE FEES	\$ -	\$ -	\$ -	\$ -	\$ -	
999 52230	OFFICE SUPPLIES	\$ 3,440.79	\$ 2,461.67	\$ 10,000.00	\$ 10,000.00	\$ 10,000.00	
1000 52231	CHEMICAL TREATMENT	\$ 57,237.00	\$ 34,417.00	\$ -	\$ -	\$ -	
1001 52240	VEHICLE SUPPLIES	\$ 1,958.95	\$ -	\$ -	\$ -	\$ -	
1002 52360	AWWTP CONTRACT OPERATIONS	\$ 1,272,226.30	\$ 1,437,613.05	\$ 1,413,225.00	\$ 1,422,150.00	\$ 1,422,150.00	
1003 52380	INDIRECT COSTS REIMBURSE	\$ -	\$ -	\$ -	\$ 150,000.00	\$ 150,000.00	
1004 55030	SEWER SYSTEM MODEL SOFTWARE	\$ -	\$ -	\$ 10,000.00	\$ -	\$ -	
1005 55032	COPPER OPTIMIZATION STUDY	\$ -	\$ 6,100.00	\$ 5,000.00	\$ 6,000.00	\$ 6,000.00	
1006 55032	WWTF STUDY	\$ -	\$ -	\$ -	\$ -	\$ -	
1007 55035	NPDES REPORT / WWTF STUDY	\$ 5,490.00	\$ 4,500.00	\$ 6,000.00	\$ 6,000.00	\$ 6,000.00	
1008 55123	COLD STORAGE BUILDING	\$ -	\$ -	\$ -	\$ -	\$ -	
1009 55139	I & I REMOVAL	\$ 831,887.90	\$ 167,386.63	\$ 600,000.00	\$ 400,000.00	\$ 400,000.00	
1010 56902	TAXES OTHER TOWNS	\$ -	\$ -	\$ 300.00	\$ 300.00	\$ 300.00	
1011 57090	CLOTH/UNIFORM ALLOWANCE	\$ -	\$ -	\$ -	\$ -	\$ -	
1012 57601	PRINCIPAL - OUTSIDE DEBT	\$ 156,471.63	\$ 156,149.65	\$ 158,122.00	\$ 159,435.00	\$ 159,435.00	
1013 57611	INTEREST - OUTSIDE DEBT	\$ 56,487.07	\$ 49,485.55	\$ 42,430.00	\$ 35,216.00	\$ 35,216.00	
1014 62050	ENCUMB NEW EQUIPMENT	\$ -	\$ 218,281.80	\$ -	\$ -	\$ -	
1015 62190	ENCUMB PROFESSIONAL SERV	\$ -	\$ 87,868.99	\$ -	\$ -	\$ -	
1016 62360	ENCUMB AWWT CONT&OPERATIO	\$ -	\$ -	\$ -	\$ -	\$ -	
1018 65139	ENCUMB I & I REMOVAL	\$ -	\$ -	\$ -	\$ -	\$ -	
1019	* TOTAL 61440	\$ 2,693,187.21	\$ 2,332,378.78	\$ 2,521,579.00	\$ 2,722,767.00	\$ 2,719,950.00	

ORG/ OBJ	DEPARTMENT	2012 EXPENDED	2013 EXPENDED	2014 MAYOR	2015 DEPARTMENT	2015 MAYOR	2015 CITY COUNCIL
1021 62450	WATER						
1022 51010	DEPT HEAD SALARY & WAGES	\$ 20,077.16	\$ 22,000.17	\$ 22,527.00	\$ 22,978.00	\$ 22,753.00	
1023 51011	ENGINEER SALARY & WAGES	\$ 21,833.69	\$ 22,185.26	\$ 22,716.00	\$ 23,171.00	\$ 22,944.00	
1024 51012	CLERK/ASST SAL & WAGES	\$ 35,297.64	\$ 35,865.44	\$ 36,724.00	\$ 39,550.00	\$ 37,092.00	
1025 51014	MAINTENANCE CREW SAL&WGS	\$ 50,529.60	\$ 51,334.40	\$ 52,576.00	\$ 52,375.00	\$ 53,102.00	
1026 51015	PW CLERK SALARY	\$ 8,951.51	\$ 9,195.16	\$ 9,416.00	\$ -	\$ -	
1027 51020	ENGINEER SALARY	\$ -	\$ -	\$ -	\$ -	\$ -	
1028 51030	OVERTIME	\$ 214.19	\$ 171.44	\$ 4,000.00	\$ 4,000.00	\$ 4,000.00	
1029 51031	STANDBY	\$ -	\$ -	\$ -	\$ -	\$ -	
1030 51090	CLOTH/UNIFORM ALLOWANCE	\$ 700.00	\$ 700.00	\$ 700.00	\$ 700.00	\$ 700.00	
1031 51105	SICK LEAVE INCENTIVE	\$ -	\$ -	\$ 100.00	\$ 100.00	\$ 100.00	
1032 51460	LONGEVITY	\$ 730.00	\$ 820.00	\$ 885.00	\$ 945.00	\$ 945.00	
1033 52030	REPAIRS & MAINTENANCE	\$ 3,488.34	\$ 7,483.42	\$ 1,000.00	\$ 5,000.00	\$ 5,000.00	
1034 52031	REPAIRS TO MAINS	\$ 12,562.23	\$ 3,498.90	\$ 20,000.00	\$ 200,000.00	\$ 200,000.00	
1035 52040	INFORMATION TECHNOLOGY	\$ 6,896.02	\$ 297.50				
1036 52050	MINOR EQUIPMENT	\$ -	\$ -	\$ -	\$ -	\$ -	
1037 52110	ENERGY & UTILITIES	\$ -	\$ -	\$ -	\$ -	\$ -	
1038 52150	COMMUNICATIONS	\$ 459.42	\$ 523.98	\$ 300.00	\$ 300.00	\$ 300.00	
1039 52151	TELECOMMUNICATIONS	\$ 542.99	\$ 539.59	\$ 1,000.00	\$ 1,000.00	\$ 1,000.00	
1040 52170	PROFESSIONAL DEV & TRAVEL	\$ 843.00	\$ 889.00	\$ 1,000.00	\$ 1,000.00	\$ 1,000.00	
1041 52190	PROFESSIONAL SERVICES	\$ 16,894.30	\$ 74,683.00	\$ 25,000.00	\$ 25,000.00	\$ 25,000.00	
1042 52192	WPAT ADMINISTRATIVE FEES	\$ 16,531.97	\$ 10,581.91	\$ 12,300.00	\$ 12,300.00	\$ 12,300.00	
1043 52193	VULNERABILITY ASSESSMENT	\$ -	\$ -	\$ 10,000.00	\$ -	\$ -	
1044 52230	OFFICE SUPPLIES	\$ 2,922.83	\$ 2,884.71	\$ 10,000.00	\$ 10,000.00	\$ 10,000.00	
1045 52240	VEHICLE SUPPLIES	\$ 749.30	\$ 538.37		\$ 1,000.00	\$ 1,000.00	
1046 52194	DAM INSPECTIONS	\$ 5,000.00	\$ -	\$ 12,000.00	\$ -	\$ -	
1047 52359	CONTRACT OPERATIONS	\$ 1,363,886.29	\$ 1,413,209.32	\$ 1,442,075.00	\$ 1,450,850.00	\$ 1,450,850.00	
1048 52380	INDIRECT COSTS REIMBURSE	\$ -	\$ -	\$ -	\$ 160,000.00	\$ 160,000.00	
1049 56902	TAXES OTHER TOWNS	\$ 6,272.62	\$ 2,911.35	\$ 3,000.00	\$ 3,000.00	\$ 3,000.00	
1050 57090	CLOTH/UNIFORM ALLOWANCE	\$ -	\$ -	\$ -	\$ -	\$ -	
1051 57600	PRINCIPAL - INSIDE DEBT	\$ 16,692.00	\$ -	\$ -	\$ -	\$ -	
1052 57601	PRINCIPAL - OUTSIDE DEBT	\$ 1,040,062.90	\$ 1,092,484.13	\$ 1,100,705.00	\$ 1,119,325.00	\$ 1,119,325.00	
1053 57610	INTEREST - INSIDE DEBT	\$ 1,096.04	\$ -	\$ -	\$ -	\$ -	
1054 57611	INTEREST - OUTSIDE DEBT	\$ 538,156.47	\$ 435,935.86	\$ 362,174.00	\$ 307,406.00	\$ 307,406.00	
1055 62031	ENCUMB REPAIRS TO MAINS	\$ -	\$ -	\$ -	\$ -	\$ -	
1056 62050	ENCUMB NEW EQUIPMENT	\$ -	\$ -	\$ -	\$ -	\$ -	
1057 62150	ENCUMB COMMUNICATIONS	\$ -	\$ -	\$ -	\$ -	\$ -	
1058 62190	ENCUMB PROFESSIONAL SERV	\$ -	\$ 516.12	\$ -	\$ -	\$ -	
1059 62194	ENCUMB DAM INSPECTIONS	\$ -	\$ -	\$ -	\$ -	\$ -	
1062 65034	ENC. FACILITY ASSESS. INVENTOR	\$ -	\$ -	\$ -	\$ -	\$ -	
1063 68252	ENC BOND-WATER TREAT PLAN	\$ -	\$ -	\$ -	\$ -	\$ -	
1064 68510	ENCUMB WATER MAIN REPLACEMENT	\$ -	\$ 38,000.00	\$ -	\$ -	\$ -	
1065 68513	ENC. PINE ST. WATER MAIN	\$ -	\$ -	\$ -	\$ -	\$ -	
1066	* TOTAL 62450	\$ 3,171,390.51	\$ 3,227,249.03	\$ 3,150,198.00	\$ 3,440,000.00	\$ 3,437,817.00	

ORG/ OBJ	DEPARTMENT	2012 EXPENDED	2013 EXPENDED	2014 MAYOR	2015 DEPARTMENT	2015 MAYOR	2015 CITY COUNCIL
1067							
1068	63640	GOLF COURSE					
1069	51010	DEPT HEAD SALARY & WAGES	\$ 66,155.01	\$ 67,320.24	\$ 68,932.00	\$ 68,932.00	\$ 68,932.00
1070	51011	GOLF PRO SALARY	\$ 58,076.88	\$ 44,108.55	\$ 40,124.00	\$ 41,773.00	\$ 41,773.00
1071	51012	CLERK/ASST SAL & WAGES	\$ 10,621.13	\$ 10,792.08	\$ 11,040.00	\$ 16,560.00	\$ 16,560.00
1072	51013	LABORERS SALARY & WAGES	\$ 115,262.00	\$ 113,918.11	\$ 135,000.00	\$ 170,000.00	\$ 170,000.00
1073	51018	PRO SHOP SALARY & WAGES	\$ 29,692.00	\$ 30,820.68	\$ 37,500.00	\$ 39,000.00	\$ 39,000.00
1074	51030	OVERTIME	\$ 6,498.01	\$ 7,622.17	\$ 8,900.00	\$ 8,900.00	\$ 8,900.00
1075	51090	CLOTH/UNIFORM ALLOWANCE	\$ 2,650.00	\$ 2,150.00	\$ 2,150.00	\$ 2,150.00	\$ 2,150.00
1076	51102	WORKING OUT OF GRADE	\$ -	\$ -	\$ -	\$ -	\$ -
1077	51460	LONGEVITY	\$ 3,945.00	\$ 3,260.00	\$ 3,945.00	\$ 3,945.00	\$ 3,945.00
1078	51551	TERMINATION LEAVE	\$ 30,637.44	\$ 7,503.54	\$ -	\$ -	\$ -
1079	52030	REPAIRS & MAINTENANCE	\$ 15,074.22	\$ 12,090.50	\$ 18,700.00	\$ 19,500.00	\$ 19,500.00
1080	52031	CART RENTALS	\$ 78,338.88	\$ 76,845.23	\$ 79,500.00	\$ 60,000.00	\$ 60,000.00
1081	52040	INFORMATION TECHNOLOGY	\$ 2,100.00	\$ 2,305.35	\$ -	\$ -	\$ -
1082	52050	MINOR EQUIPMENT	\$ -	\$ 5,750.00	\$ 34,980.00	\$ 8,500.00	\$ 8,500.00
1083	52110	ENERGY & UTILITIES	\$ 25,810.65	\$ 29,444.67	\$ 25,000.00	\$ 29,000.00	\$ 29,000.00
1084	52150	COMMUNICATIONS	\$ 2,445.04	\$ 87.80	\$ -	\$ -	\$ -
1085	52151	TELECOMMUNICATIONS	\$ 3,908.76	\$ 3,709.54	\$ 6,720.00	\$ 6,720.00	\$ 6,720.00
1086	52170	PROFESSIONAL DEV & TRAVEL	\$ 1,277.02	\$ 1,516.00	\$ 2,500.00	\$ 2,500.00	\$ 2,500.00
1087	52190	GOLF PRO	\$ 2,127.83	\$ 5,643.62	\$ 2,600.00	\$ -	\$ -
1088	52191	PROFESSIONAL SERVICES	\$ -	\$ -	\$ -	\$ 6,200.00	\$ 6,200.00
1089	52230	OFFICE SUPPLIES	\$ 485.83	\$ 1,311.40	\$ 1,000.00	\$ 1,000.00	\$ 1,000.00
1090	52231	GOLF COURSE SUPPLIES	\$ 49,848.34	\$ 56,216.47	\$ 22,320.00	\$ 51,500.00	\$ 51,500.00
1091	52240	VEHICLE SUPPLIES	\$ 23,474.18	\$ 23,965.85	\$ 23,000.00	\$ 25,000.00	\$ 25,000.00
1092	52380	INDIRECT COSTS REIMBURSE	\$ -	\$ -	\$ -	\$ 132,000.00	\$ 132,000.00
1093	55072	GOLF COURSE IMPROVEMENTS	\$ -	\$ -	\$ -	\$ -	\$ -
1094	55073	GOLF COURSE PUMP STATION	\$ -	\$ -	\$ -	\$ -	\$ -
1095	55079	FAIRWAY DRAINAGE	\$ -	\$ -	\$ -	\$ -	\$ -
1096	57090	CLOTH/UNIFORM ALLOWANCE	\$ -	\$ -	\$ -	\$ -	\$ -
1097	57303	WATER	\$ 8,253.92	\$ 12,100.56	\$ 14,500.00	\$ 14,500.00	\$ 14,500.00
1098	57601	PRINCIPAL - OUTSIDE DEBT	\$ 22,000.00	\$ 31,700.00	\$ 31,000.00	\$ 10,000.00	\$ 10,000.00
1099	57621	INTEREST - TEMPORARY LOANS	\$ 1,041.38	\$ 1,296.39	\$ 2,000.00	\$ 2,000.00	\$ 2,000.00
1100	58251	RESTAURANT RENOVATIONS	\$ -	\$ -	\$ -	\$ -	\$ -
1101	59998	TRANSFER TO SEWER FUND	\$ -	\$ -	\$ -	\$ -	\$ -
1102	61551	ENCUMB TERM LEAVE	\$ -	\$ -	\$ -	\$ -	\$ -
1103	62030	ENCUMB REPAIRS & MAINTEN	\$ -	\$ -	\$ -	\$ -	\$ -
1104	62050	ENCUMB EQUIPMENT	\$ -	\$ -	\$ -	\$ -	\$ -
1105	62110	ENCUMB ENERGY & UTILITIES	\$ -	\$ -	\$ -	\$ -	\$ -
1106	62191	ENCUMB PROFESSIONAL SERVICES	\$ -	\$ -	\$ -	\$ -	\$ -
1107	65072	ENCUMB GOLF COURSE IMPROVEMEN	\$ -	\$ -	\$ -	\$ -	\$ -
1108	65073	ENCUMB GOLF COURSE PUMP STATIO	\$ -	\$ -	\$ -	\$ -	\$ -
1109	65079	ENCUMB FAIRWAY DRAINAGE	\$ -	\$ -	\$ -	\$ -	\$ -
1110	* TOTAL	63640	\$ 559,723.52	\$ 551,478.75	\$ 571,411.00	\$ 719,680.00	\$ 719,680.00

ORG/ OBJ	DEPARTMENT	2012 EXPENDED	2013 EXPENDED	2014 MAYOR	2015 DEPARTMENT	2015 MAYOR	2015 CITY COUNCIL
1113 64433	LANDFILL CLOSURE EXPENSES						
1114 51010	DEPT HEAD	\$ 17,567.39	\$ 17,850.05	\$ 18,278.00	\$ -	\$ -	
1115 51011	LANDFILL SUPERVISOR SALARY	\$ 19,950.84	\$ 20,269.60	\$ -	\$ -	\$ -	
1116 52030	FINAL COVER MAINTENANCE	\$ 7,300.00	\$ 995.00	\$ 15,000.00	\$ 15,000.00	\$ 15,000.00	
1117 52031	REPAIRS TO PUMPS	\$ 6,694.70	\$ 14,716.94	\$ 10,000.00	\$ 10,000.00	\$ 10,000.00	
1118 52110	ENERGY & UTILITIES	\$ 5,228.06	\$ 7,016.31	\$ 6,000.00	\$ 5,000.00	\$ 5,000.00	
1120 52151	TELECOMMUNICATIONS	\$ 2,365.14	\$ 2,366.00	\$ 3,000.00	\$ 3,000.00	\$ 3,000.00	
1121 52190	PROFESSIONAL SERVICES	\$ 24,644.52	\$ 48,583.25	\$ 39,000.00	\$ 45,000.00	\$ 45,000.00	
1122 52270	AIR POLLUTION CONTROL MAINTENA	\$ 975.75	\$ 512.50	\$ 7,000.00	\$ 6,000.00	\$ 6,000.00	
1123 52271	GROUNDWATER MONITORING	\$ 11,042.79	\$ 8,675.00	\$ 20,000.00	\$ 20,000.00	\$ 20,000.00	
1124 52272	SULFER CONTROL	\$ 12,020.48	\$ -	\$ 3,000.00	\$ 3,000.00	\$ 3,000.00	
1125 52380	INDIRECT COSTS REIMBURSE	\$ -	\$ -	\$ -	\$ -	\$ -	
1126	** TOTAL 640	\$ 107,789.67	\$ 120,984.65	\$ 121,278.00	\$ 107,000.00	\$ 107,000.00	
1127 65430	SOLID WASTE EXPENSES						
1128 51010	DEPT HEAD	\$ 17,567.39	\$ 17,850.05	\$ -	\$ 18,644.00	\$ 18,644.00	
1129 51011	TRANSFER STATN SUPER SALARY	\$ 19,950.84	\$ 20,269.60	\$ 41,510.00	\$ 42,341.00	\$ 41,926.00	
1130 51013	ACCOUNT CLERK SALARY	\$ 29,838.17	\$ 32,158.36	\$ 32,928.00	\$ 33,587.00	\$ 33,258.00	
1131 51018	TRANSFER STATN MONITOR SAL	\$ 13,205.56	\$ 13,574.32	\$ 15,200.00	\$ 15,504.00	\$ 15,352.00	
1132 51030	OVERTIME	\$ 86.35	\$ -	\$ 500.00	\$ 750.00	\$ 750.00	
1133 51090	CLOTH/UNIFORM ALLOWANCE	\$ 350.00	\$ 700.00	\$ 700.00	\$ 700.00	\$ 700.00	
1134 51460	LONGEVITY	\$ 640.00	\$ 885.00	\$ 1,500.00	\$ 1,500.00	\$ 1,500.00	
1135 52030	REPAIRS & MAINTENANCE	\$ 4,785.62	\$ 2,679.68	\$ 20,000.00	\$ 20,000.00	\$ 20,000.00	
1136 52040	INFORMATION TECHNOLOGY	\$ 207.23	\$ -				
1137 52050	MINOR EQUIPMENT	\$ 1,524.09	\$ 7,852.73	\$ 4,912.00	\$ 3,000.00	\$ 3,000.00	
1138 52110	ENERGY & UTILITIES	\$ 600.98	\$ 2,918.93	\$ 5,000.00	\$ 5,000.00	\$ 5,000.00	
1139 52150	COMMUNICATIONS	\$ -	\$ 4,640.93	\$ 796.00	\$ 300.00	\$ 300.00	
1140 52170	PROFESSIONAL DEV & TRAVEL	\$ 475.52	\$ 517.68	\$ 588.00	\$ 500.00	\$ 500.00	
1141 52190	PROFESSIONAL SERVICES	\$ 11,932.72	\$ 10,865.54	\$ 15,000.00	\$ 15,000.00	\$ 15,000.00	
1142 52230	OFFICE SUPPLIES	\$ 1,667.05	\$ 1,308.36	\$ 2,000.00	\$ 2,000.00	\$ 2,000.00	
1143 52232	TRASH BAGS	\$ -	\$ -	\$ 15,000.00	\$ 15,000.00	\$ 15,000.00	
1144 52240	VEHICLE SUPPLIES	\$ 4,330.94	\$ 2,761.50	\$ 5,704.00	\$ 6,500.00	\$ 6,500.00	
1145 52361	TRASH DISPOSAL	\$ 375,711.12	\$ 397,980.49	\$ 400,000.00	\$ 420,000.00	\$ 420,000.00	
1146 52362	RECYCLING PROCESSING	\$ 23,471.77	\$ 39,838.01	\$ 40,000.00	\$ 40,000.00	\$ 40,000.00	
1147 52380	INDIRECT COSTS REIMBURSE	\$ -	\$ -	\$ -	\$ 40,000.00	\$ 40,000.00	
1148 55123	NEW EQUIPMENT	\$ -	\$ -	\$ -	\$ 26,000.00	\$ 26,000.00	
1149 55126	CURBSIDE RECYCLING	\$ 171,019.85	\$ 175,979.40	\$ 179,500.00	\$ 180,973.00	\$ 180,973.00	
1150 55361	CURBSIDE RUBBISH COLLECT	\$ 387,309.79	\$ 398,541.84	\$ 406,513.00	\$ 409,851.00	\$ 409,851.00	
1151 55363	CURBSIDE YARD WASTE COLLECTION	\$ 55,888.80	\$ 57,509.60	\$ 58,660.00	\$ 59,142.00	\$ 59,142.00	
1152 55365	HOUSEHOLD HAZARDOUS WASTE	\$ 15,090.00	\$ 14,127.62	\$ 15,839.00	\$ 15,984.00	\$ 15,984.00	
1154 57600	PRINCIPAL - INSIDE DEBT	\$ 100,000.00	\$ 100,000.00	\$ 100,000.00			
1155 57601	PRINCIPAL - OUTSIDE DEBT	\$ -	\$ -		\$ 100,000.00	\$ 100,000.00	
1156 57610	INTEREST - INSIDE DEBT	\$ 5,916.94	\$ 4,986.11	\$ 5,920.00			
1157 57621	INTEREST - TEMPORARY LOANS	\$ -	\$ -		\$ 5,920.00	\$ 5,920.00	
1158	* TOTAL 65430	\$ 1,241,570.73	\$ 1,307,945.75	\$ 1,367,770.00	\$ 1,478,196.00	\$ 1,477,300.00	

ORG/ OBJ	DEPARTMENT	2012 EXPENDED	2013 EXPENDED	2014 MAYOR	2015 DEPARTMENT	2015 MAYOR	2015 CITY COUNCIL
1159							
1160							
1161							
1162	ENTERPRISE ACCOUNT TOTALS	\$ 7,773,661.64		\$ 7,732,236.00	\$ 8,467,643.00	\$ 8,461,747.00	
1163							
1164							
1165	13960 SCHOOL EXPENSES						
1166	51000 SCHOOL EXPENSES	\$ 18,125,437.00	\$ -	\$ 20,276,140.00	\$ 20,783,044.00	\$ 20,783,044.00	
1167	68000 ENCUMBERED SCHOOL EXPENSES		\$ 584,090.82	\$ -	\$ -	\$ -	
1168	51207 CROSSING GUARDS	\$ 60,000.00	\$ 46,647.15	\$ 54,500.00	\$ 55,000.00	\$ 55,000.00	
1169	51362 BUS MONITORS		\$ 35,460.00	\$ 43,000.00	\$ 43,000.00	\$ 43,000.00	
1170	52800 REGUALR TRANSPORTATION	\$ 600,000.00	\$ 596,426.00	\$ 626,000.00	\$ 635,000.00	\$ 635,000.00	
1171	52801 MCKINNEY VENTO		\$ -	\$ 90,000.00	\$ 90,000.00	\$ 90,000.00	
1172	55804 SPED TRANSPORTATION	\$ 710,000.00	\$ 523,882.25	\$ 599,000.00	\$ 600,000.00	\$ 600,000.00	
1173	65804 ENC. SPED TRANSPORTATION		\$ 52,244.40	\$ -	\$ -	\$ -	
1174	* TOTAL 13960	\$ 19,495,437.00	\$ 1,838,750.62	\$ 21,688,640.00	\$ 22,206,044.00	\$ 22,206,044.00	
1175							
1176							
1177	TOTAL GENERAL GOVERNMENT	\$ 26,011,563.46		\$ 26,509,590.00	\$ 28,135,891.34	\$ 27,276,804.00	
1178	ENTERPRISE ACCOUNT TOTALS	\$ 7,773,661.64		\$ 7,732,236.00	\$ 8,467,643.00	\$ 8,461,747.00	
1179	TOTAL SCHOOL EXPENSES	\$ 19,495,437.00		\$ 21,688,640.00	\$ 22,206,043.50	\$ 22,206,043.50	
1180							
1181	CITY OF GARDNER TOTAL	\$ 53,280,662.10		\$ 55,930,466.00	\$ 58,809,577.84	\$ 57,944,594.50	
1182							
1183							