



CITY OF GARDNER - EXECUTIVE DEPARTMENT
Mark Hawke, Mayor

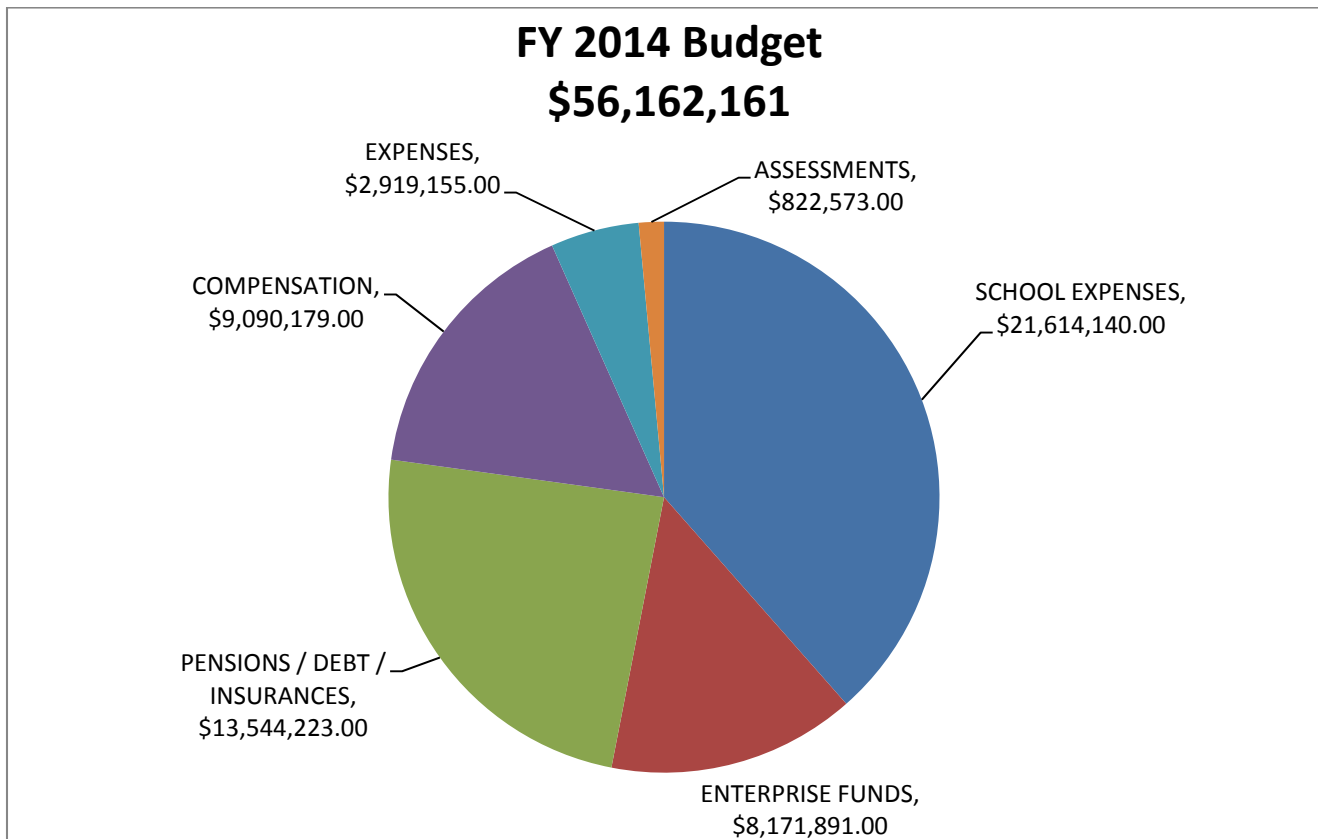
May 20, 2013

The Honorable Alice Anderson
Council President and
Gardner City Councilors
95 Pleasant Street
Gardner, MA 01440

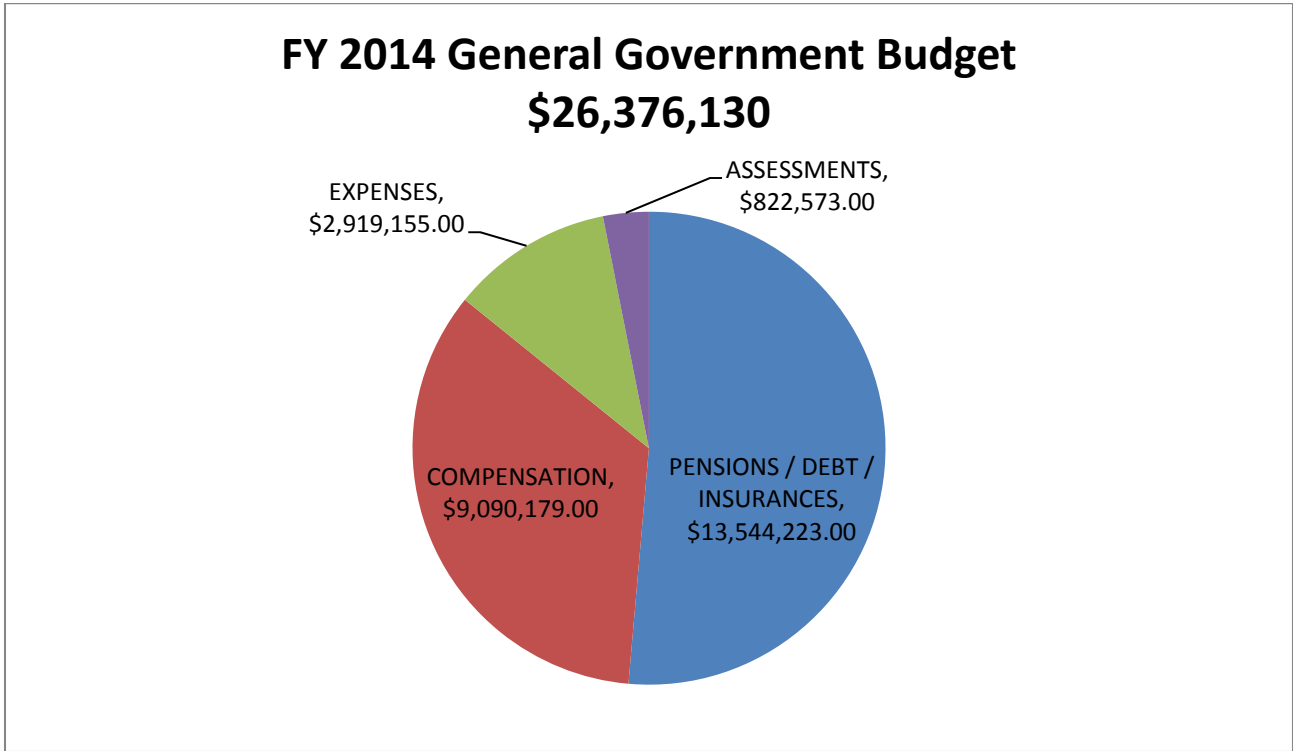
President Anderson,

I hereby submit my Fiscal Year 2014 Operating Budget for the City of Gardner.

Fiscal Year 2014 Budget by functional area:

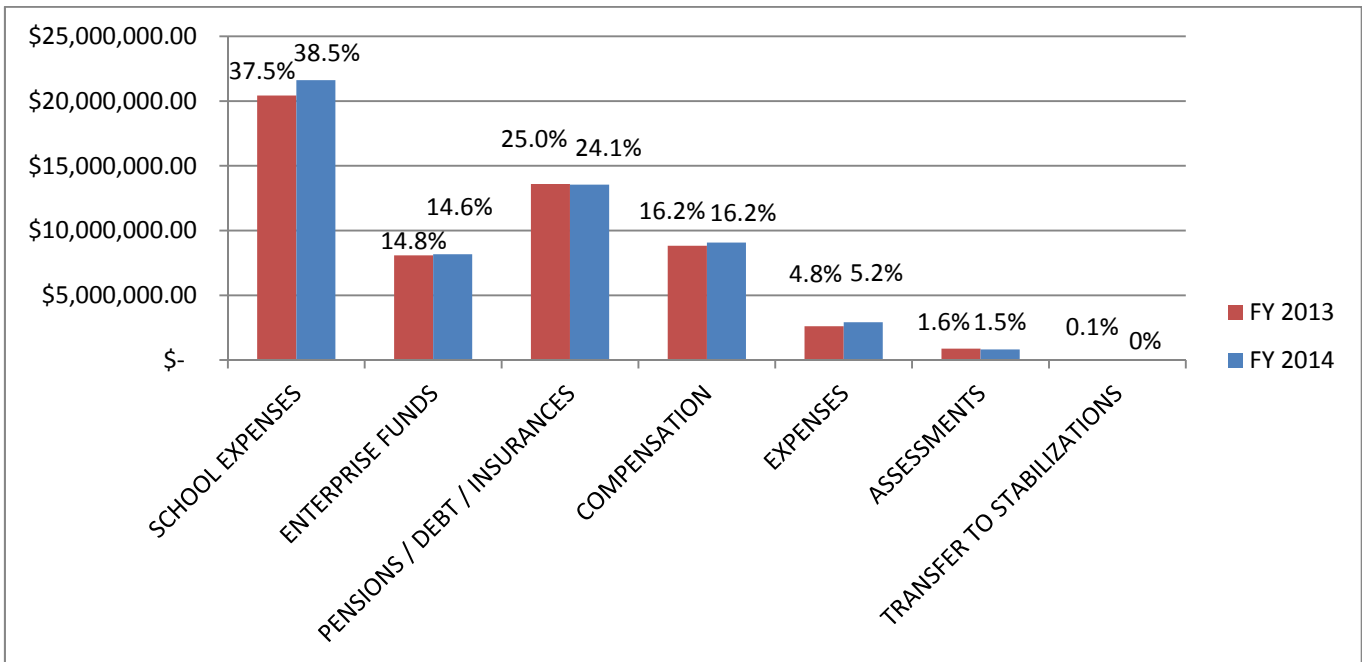


FY 2014 General Government by functional area



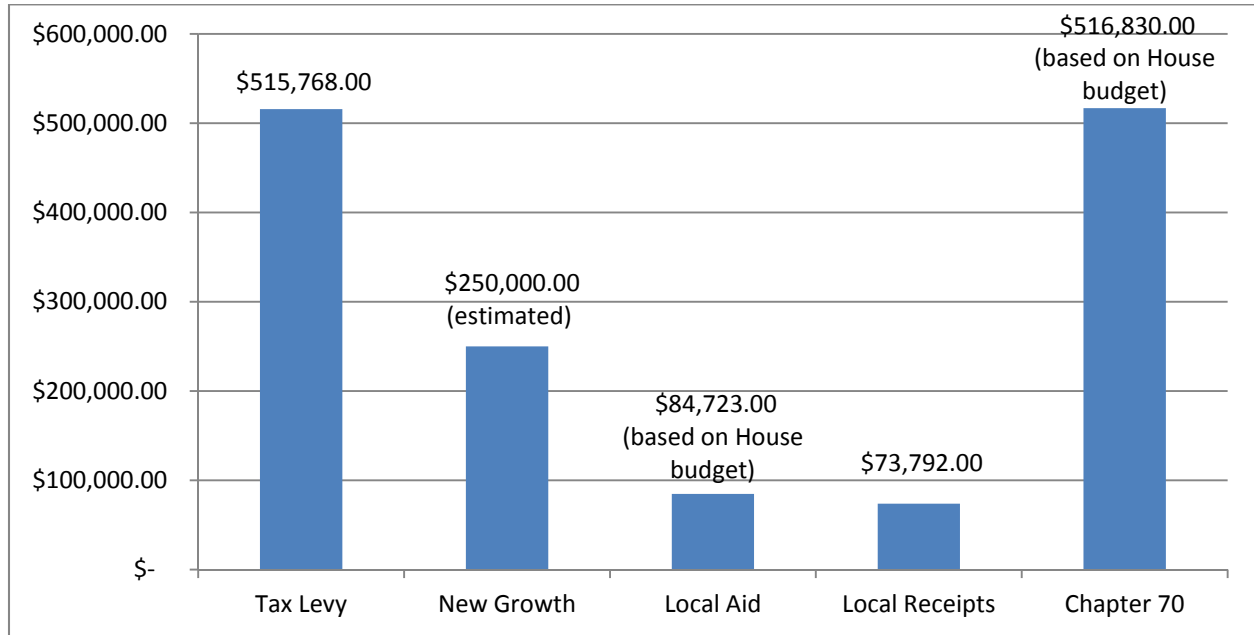
FY 2014 Comparison to FY 2013

The Fiscal Year 2014 General Government budget total of \$26,376,130 represents an increase of 1.4% over the Fiscal Year 2013 budget proposal of \$26,000,875. The total Fiscal Year 2014 budget of \$56,162,161 represents an increase of 3.0% over the total Fiscal Year 2013 budget of \$54,515,465.



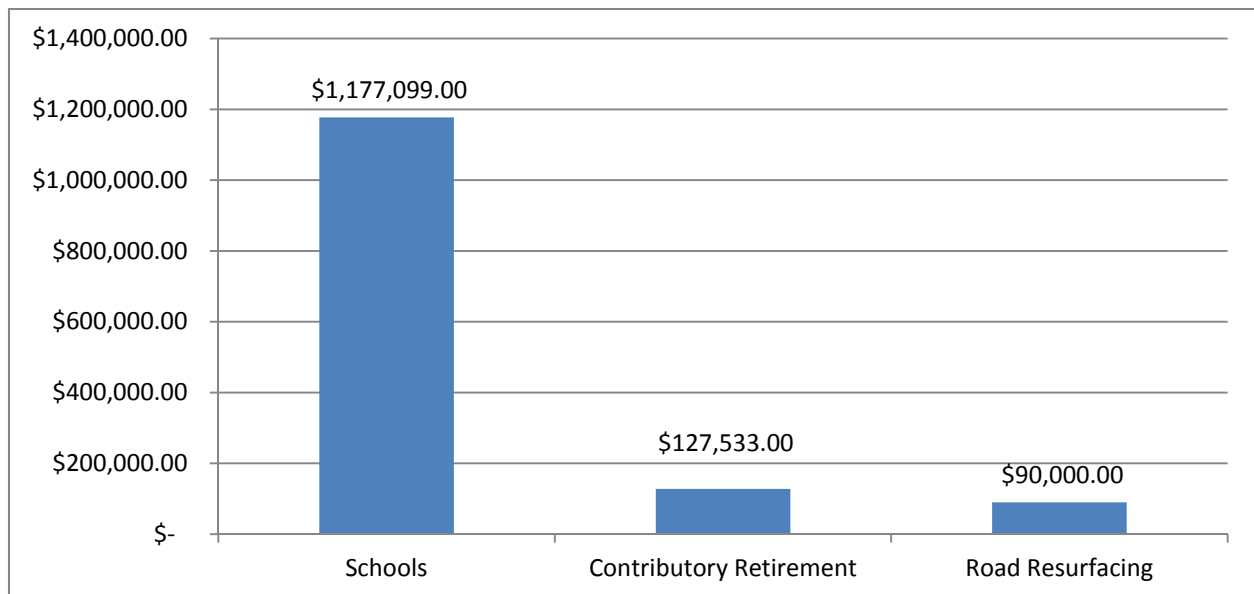
Fiscal Year 2014 Major Changes – Revenue

The major changes in revenue from FY13 to FY14 are the Real Estate Tax Levy increase of \$515,768; New Growth estimated at \$250,000; an increase in Local Aid of \$84,723*; an increase of \$73,792 in Local Receipts (due mainly to the inclusion of the land lease for the West Street Solar array); and an increase in Chapter 70 funding of \$516,830*. (*based on House budget)



Fiscal Year 2014 Major Changes – Expenditures

Major changes in FY 2014 budget expenditures include an increase in School Expenses of \$1,177,099; a Contributory Retirement expense increase of \$127,533; and a new account called Road Resurfacing at \$90,000.



The other major change of note is the outsourcing of the assessing services and administration. This change has received quite a bit of discussion over the past several months and should not be a surprise. This change will save the City approximately \$30,000 and allow for a more efficient and user friendly operation.

Cherry Sheet revenue, particularly Local Aid, should still be of particular concern to all. In FY 2009 the City received \$5,273,964 in combined Lottery Aid and Additional Assistance. In FY 2014 the City will receive \$3,668,914 (House budget). This is a **\$1,605,050** reduction in local aid funding over the course of six (6) years. During this same period Chapter 70 education funding is down only **\$196,439** while the City's required contribution has increased by \$903,778 for a net increase of \$707,339!

The cost of health insurance, which saw a \$3,231,025 increase from FY 2006 – FY 2012 which equals an eighty-one percent (81%) increase in just six (6) years, declined in FY 2013 by **\$424,765**. This decrease was due to the City's passage of the Plan Design Authority legislation. The City of Gardner was the first in the state to enact and fully utilize the scope and authority of this new legislation. The health insurance line item increase is a meager 1% or \$68,080 in the FY 2014 budget.

Respectfully Submitted,



Mark Hawke
Mayor, City of Gardner

ORG/ OBJ	DEPARTMENT	2011 EXPENDED	2012 EXPENDED	2013 BUDGETED	2014 DEPARTMENT	2014 MAYOR	2014 CITY COUNCIL
3	11111 CITY COUNCIL						
4	51010 COUNCILORS SALARIES	\$ 73,994.88	\$ 74,413.05	\$ 74,500.00	\$ 74,500.00	\$ 74,501.00	
5	51012 CLERK/ASST SAL & WAGES	\$ 3,578.90	\$ 3,584.34	\$ 4,000.00	\$ 4,000.00	\$ 4,000.00	
6	52050 MINOR EQUIPMENT	\$ 150.00	\$ -	\$ 500.00	\$ 500.00	\$ 500.00	
7	52150 COMMUNICATIONS	\$ 6,181.57	\$ 9,023.48	\$ 8,000.00	\$ 9,000.00	\$ 8,000.00	
8	52230 OFFICE SUPPLIES	\$ 1,466.10	\$ 2,166.32	\$ 1,000.00	\$ 1,500.00	\$ 1,500.00	
9	55010 GOVERNMENT PICTURE	\$ 687.00	\$ 802.00	\$ -	\$ 1,000.00	\$ 1,000.00	
10	* TOTAL 11111	\$ 86,058.45	\$ 89,989.19	\$ 88,000.00	\$ 90,500.00	\$ 89,501.00	
11							
12	11121 MAYOR						
13	51010 MAYOR SALARY & WAGES	\$ 78,952.50	\$ 78,952.50	\$ 78,650.00	\$ 78,650.00	\$ 78,953.00	
14	51011 ADMIN ASSISTANT SALARY & WAGES	\$ -	\$ -	\$ -	\$ -	\$ -	
15	51012 SECRETARY SALARY & WAGES	\$ 40,953.79	\$ 40,153.81	\$ 40,800.00	\$ 41,777.00	\$ 41,777.00	
16	51023 TEMP SALARY & WAGES	\$ 296.96	\$ 527.94	\$ 1,000.00	\$ 1,000.00	\$ 1,000.00	
17	51460 LONGEVITY	\$ -	\$ -	\$ 150.00	\$ 180.00	\$ 180.00	
18	51551 TERMINATION LEAVE	\$ -	\$ -	\$ -	\$ -	\$ -	
19	52030 REPAIRS & MAINTENANCE	\$ 241.89	\$ -	\$ 500.00	\$ 500.00	\$ 500.00	
20	52040 INFORMATION TECHNOLOGY	\$ 1,085.22	\$ 54.98	\$ 1,000.00	\$ 1,000.00	\$ 1,000.00	
21	52050 MINOR EQUIPMENT	\$ 53.52	\$ 336.27	\$ 500.00	\$ 500.00	\$ 500.00	
22	52150 COMMUNICATIONS	\$ -	\$ 741.13	\$ 1,000.00	\$ 1,000.00	\$ 1,000.00	
23	52151 TELECOMMUNICATIONS	\$ 966.79	\$ 1,156.01	\$ 2,000.00	\$ 1,500.00	\$ 1,500.00	
24	52170 PROFESSIONAL DEV & TRAVEL	\$ 1,381.09	\$ 734.02	\$ 1,700.00	\$ 2,200.00	\$ 2,200.00	
25	52190 PROFESSIONAL SERVICES	\$ 6,344.36	\$ 4,558.00	\$ 6,500.00	\$ 6,500.00	\$ 6,500.00	
26	52230 OFFICE SUPPLIES	\$ 798.72	\$ 1,915.22	\$ 1,200.00	\$ 1,500.00	\$ 1,500.00	
27	52240 VEHICLE SUPPLIES	\$ -	\$ 79.41	\$ -	\$ -	\$ -	
28	55010 MAYOR'S PORTRAIT	\$ -	\$ -	\$ -	\$ -	\$ -	
29	* TOTAL 11121	\$ 131,074.84	\$ 129,209.29	\$ 135,000.00	\$ 136,307.00	\$ 136,610.00	
30							
31	11135 CITY AUDITOR						
32	51010 DEPT HEAD SALARY & WAGES	\$ 71,669.03	\$ 70,269.03	\$ 71,400.00	\$ 71,675.00	\$ 73,109.00	
33	51011 ASST SAL & WAGES	\$ 35,949.72	\$ 35,297.64	\$ 35,866.00	\$ 36,923.00	\$ 37,662.00	
34	51460 LONGEVITY	\$ 570.00	\$ 635.00	\$ 700.00	\$ 765.00	\$ 765.00	
35	51551 TERMINATION LEAVE	\$ -	\$ -	\$ -	\$ -	\$ -	
36	52030 REPAIRS & MAINTENANCE	\$ -	\$ -	\$ 100.00	\$ 100.00	\$ 100.00	
37	52040 INFORMATION TECHNOLOGY	\$ -	\$ -	\$ -	\$ -	\$ -	
38	52050 MINOR EQUIPMENT	\$ -	\$ 386.00	\$ 100.00	\$ 200.00	\$ 200.00	
39	52150 COMMUNICATIONS	\$ -	\$ -	\$ -	\$ -	\$ -	
40	52151 TELECOMMUNICATIONS	\$ -	\$ -	\$ -	\$ -	\$ -	
41	52170 PROFESSIONAL DEV & TRAVEL	\$ 849.20	\$ 2,634.55	\$ 2,500.00	\$ 2,500.00	\$ 2,500.00	
42	52190 PROFESSIONAL SERVICES	\$ 21,800.00	\$ 21,800.00	\$ 30,500.00	\$ 30,000.00	\$ 30,000.00	
43	52230 OFFICE SUPPLIES	\$ 251.16	\$ 1,342.38	\$ 1,000.00	\$ 1,000.00	\$ 1,000.00	
44	* TOTAL 11135	\$ 131,089.11	\$ 132,364.60	\$ 142,166.00	\$ 143,163.00	\$ 145,336.00	

45
46

ORG/ OBJ	DEPARTMENT	2011 EXPENDED	2012 EXPENDED	2013 BUDGETED	2014 DEPARTMENT	2014 MAYOR	2014 CITY COUNCIL
47							
48	11138 PURCHASING						
49	51010 DEPT HEAD SALARY & WAGES	\$ 66,550.00	\$ 65,250.00	\$ 66,300.00	\$ 67,000.00	\$ 67,887.00	
50	51012 SENIOR ACCOUNT CLERK SAL & WAG	\$ 29,153.36	\$ 28,619.17	\$ 19,387.00	\$ -	\$ -	
51	51013 ACCOUNT CLERK SALARY & WAGES	\$ -	\$ -	\$ -	\$ 19,500.00	\$ 14,366.00	
52	51023 TEMP SALARY & WAGES	\$ -	\$ -	\$ -	\$ -	\$ -	
53	51030 OVERTIME	\$ -	\$ -	\$ -	\$ -	\$ -	
54	51460 LONGEVITY	\$ 855.00	\$ 900.00	\$ 1,035.00	\$ 400.00	\$ 400.00	
55	52030 REPAIRS & MAINTENANCE	\$ -	\$ -	\$ -	\$ -	\$ -	
56	52040 INFORMATION TECHNOLOGY	\$ 242.00	\$ 1,496.82	\$ -	\$ -	\$ -	
57	52050 MINOR EQUIPMENT	\$ 285.00	\$ 129.95	\$ -	\$ -	\$ -	
58	52150 COMMUNICATIONS	\$ 1,147.95	\$ 798.18	\$ 1,250.00	\$ 1,250.00	\$ 1,250.00	
59	52151 TELECOMMUNICATIONS	\$ -	\$ -	\$ -	\$ -	\$ -	
60	52170 PROFESSIONAL DEV & TRAVEL	\$ 1,301.63	\$ 1,306.87	\$ 2,500.00	\$ 2,500.00	\$ 2,500.00	
61	52190 PROFESSIONAL SERVICES	\$ 1,275.00	\$ -	\$ -	\$ -	\$ -	
62	52230 OFFICE SUPPLIES	\$ 1,226.95	\$ 1,480.34	\$ 1,500.00	\$ 1,500.00	\$ 1,500.00	
63	* TOTAL 11138	\$ 102,036.89	\$ 99,981.33	\$ 91,972.00	\$ 92,150.00	\$ 87,903.00	
64							
65	11141 ASSESSORS						
66	51010 CHAIRMAN ASSESS SAL&WAGES	\$ 61,971.48	\$ 60,230.97	\$ 61,201.00	\$ 61,201.00	\$ -	
67	51012 CLERK/ASST SAL & WAGES	\$ 25,482.69	\$ 27,167.42	\$ 31,952.00	\$ 33,152.00	\$ 33,152.00	
68	51013 P/T CLERK/ASST SAL & WGS	\$ -	\$ -	\$ 7,500.00	\$ 9,102.00	\$ 14,412.00	
69	51014 ASSESSORS PART TIME SAL&W	\$ 4,000.08	\$ 4,000.08	\$ 4,001.00	\$ 4,001.00	\$ 4,001.00	
70	51030 OVERTIME	\$ 535.10	\$ 768.56	\$ -	\$ -	\$ -	
71	51460 LONGEVITY	\$ 3,369.01	\$ -	\$ -	\$ -	\$ -	
72	52030 REPAIRS & MAINTENANCE	\$ -	\$ -	\$ -	\$ -	\$ -	
73	52040 INFORMATION TECHNOLOGY	\$ -	\$ 26,849.26	\$ -	\$ -	\$ -	
74	52050 MINOR EQUIPMENT	\$ -	\$ -	\$ -	\$ -	\$ -	
75	52150 COMMUNICATIONS	\$ 631.89	\$ 2,413.62	\$ 3,000.00	\$ 2,500.00	\$ 2,500.00	
76	52151 TELECOMMUNICATIONS	\$ -	\$ -	\$ -	\$ -	\$ -	
77	52170 PROFESSIONAL DEV & TRAVEL	\$ 1,892.06	\$ 3,135.16	\$ 2,400.00	\$ 1,994.00	\$ 500.00	
78	52190 PROFESSIONAL SERVICES	\$ -	\$ 9,818.75	\$ 1,000.00	\$ 5,850.00	\$ 149,600.00	
79	52230 OFFICE SUPPLIES	\$ 2,522.14	\$ 2,385.60	\$ 3,300.00	\$ 2,550.00	\$ 2,500.00	
80	55030 COMPUTER SOFTWARE	\$ -	\$ -	\$ -	\$ -	\$ -	
81	55040 VALUATION MAINTENANCE	\$ 7,650.00	\$ 30,005.00	\$ 20,025.00	\$ 22,275.00	\$ -	
82	55050 VALUATION UPDATE	\$ 104,424.56	\$ 29,961.60	\$ 47,000.00	\$ 12,860.00	\$ -	
83	* TOTAL 11141	\$ 212,479.01	\$ 196,736.02	\$ 181,379.00	\$ 155,485.00	\$ 206,665.00	
84							
85							
86							
87							
88							
89							
90							

ORG/ OBJ	DEPARTMENT	2011 EXPENDED	2012 EXPENDED	2013 BUDGETED	2014 DEPARTMENT	2014 MAYOR	2014 CITY COUNCIL
91	11145	CITY TREASURER					
92	51010	DEPT HEAD SALARY & WAGES	\$ 74,228.81	\$ 72,778.81	\$ 73,950.00	\$ 75,429.00	\$ 75,720.00
93	51011	ASSISTANT SALARY & WAGES	\$ 36,912.33	\$ 36,198.61	\$ 36,782.00	\$ 37,517.64	\$ 37,662.00
94	51012	SENIOR ACCT CLERK SAL&WGS	\$ -	\$ -	\$ 35,866.00	\$ 36,583.32	\$ 36,724.00
95	51015	COMP PROG/OP SAL & WAGES	\$ 56,311.42	\$ 55,211.42	\$ 56,100.00	\$ 57,222.00	\$ 57,442.00
96	51018	PARKING METER CLERK	\$ 7,963.50	\$ 7,830.00	\$ 8,000.00	\$ 8,160.00	\$ 8,144.00
97	51030	OVERTIME	\$ 774.60	\$ 130.32	\$ 1,000.00	\$ 1,000.00	\$ 1,000.00
98	51460	LONGEVITY	\$ 1,460.00	\$ 1,555.00	\$ 2,920.00	\$ 2,920.00	\$ 2,920.00
99	52030	REPAIRS & MAINTENANCE	\$ -	\$ -	\$ 840.00	\$ 840.00	\$ 800.00
100	52033	PARKING METER MAINTENANCE	\$ 1,526.98	\$ 8,144.10	\$ 10,000.00	\$ 12,000.00	\$ 12,000.00
101	52040	INFORMATION TECHNOLOGY	\$ 122,799.45	\$ 116,399.29	\$ 5,000.00	\$ 20,000.00	\$ 20,000.00
102	52050	MINOR EQUIPMENT	\$ 155.00	\$ -	\$ 1,300.00	\$ 1,300.00	\$ 1,000.00
103	52150	COMMUNICATIONS	\$ -	\$ -	\$ 200.00	\$ 200.00	\$ 200.00
104	52151	TELECOMMUNICATIONS	\$ -	\$ -	\$ -	\$ -	\$ -
105	52170	PROFESSIONAL DEV & TRAVEL	\$ 447.20	\$ 375.00	\$ 1,500.00	\$ 1,500.00	\$ 1,500.00
106	52190	PROFESSIONAL SERVICES	\$ 24,870.97	\$ 47,258.12	\$ 38,400.00	\$ 39,000.00	\$ 38,400.00
107	52230	OFFICE SUPPLIES	\$ 1,294.93	\$ 1,540.85	\$ 3,750.00	\$ 4,000.00	\$ 3,750.00
108	52250	POSTAGE	\$ 49,544.89	\$ 47,339.33	\$ 58,000.00	\$ 63,000.00	\$ 63,000.00
109	52280	CENTRAL COPIER	\$ 2,827.12	\$ 2,928.25	\$ 4,000.00	\$ 4,000.00	\$ -
110		* TOTAL 11145	\$ 381,117.20	\$ 397,689.10	\$ 337,608.00	\$ 364,671.96	\$ 360,262.00
111	11146	TAX COLLECTOR					
112	51012	SENIOR ACCT CLERK SAL&WGS	\$ 35,975.30	\$ 35,297.64	\$ -	\$ -	\$ -
113	51013	SENIOR CLERK	\$ -	\$ -	\$ -	\$ -	\$ -
114	51014	PART TIME CLERK SAL&WAGES	\$ -	\$ -	\$ -	\$ -	\$ -
115	51460	LONGEVITY	\$ 1,055.00	\$ 1,090.00	\$ -	\$ -	\$ -
116	51551	TERMINATION LEAVE	\$ -	\$ -	\$ -	\$ -	\$ -
117	52030	REPAIRS & MAINTENANCE	\$ 840.00	\$ -	\$ -	\$ -	\$ -
118	52050	MINOR EQUIPMENT	\$ -	\$ -	\$ -	\$ -	\$ -
119	52150	COMMUNICATIONS	\$ 989.52	\$ 730.36	\$ -	\$ -	\$ -
120	52170	PROFESSIONAL DEV & TRAVEL	\$ 115.00	\$ 121.00	\$ -	\$ -	\$ -
121	52190	PROFESSIONAL SERVICES	\$ 1,875.00	\$ 2,400.00	\$ -	\$ -	\$ -
122	52230	OFFICE SUPPLIES	\$ 1,021.11	\$ 939.42	\$ -	\$ -	\$ -
123	52250	POSTAGE	\$ 8,912.29	\$ 9,773.10	\$ -	\$ -	\$ -
124		* TOTAL 11146	\$ 50,783.22	\$ 50,351.52	\$ -	\$ -	\$ -
125	11151	LAW					
126	51010	DEPT HEAD SALARY & WAGES	\$ 71,157.38	\$ 69,767.39	\$ 70,891.00	\$ 73,017.73	\$ 72,587.00
127	51011	ASSISTANT SALARY & WAGES	\$ 39,332.13	\$ 38,563.79	\$ 40,337.00	\$ 41,547.11	\$ 40,122.00
128	51012	CLERK/ASST SAL & WAGES	\$ -	\$ -	\$ -	\$ 17,784.00	\$ 17,853.00
129	51460	LONGEVITY	\$ -	\$ -	\$ 300.00	\$ 360.00	\$ 360.00
130	52170	PROFESSIONAL DEV & TRAVEL	\$ 787.82	\$ 1,902.41	\$ 1,000.00	\$ 1,000.00	\$ 1,000.00
131	52193	ARBITRATION	\$ 600.00	\$ -	\$ 100.00	\$ 100.00	\$ 100.00
132	52230	OFFICE SUPPLIES	\$ 2,419.36	\$ 1,632.76	\$ 2,500.00	\$ 3,000.00	\$ 3,000.00
133	55051	DEPOSITION & DISCOVERY	\$ 300.00	\$ 316.34	\$ 500.00	\$ 500.00	\$ 500.00
134		* TOTAL 11151	\$ 114,596.69	\$ 112,182.69	\$ 115,628.00	\$ 137,308.84	\$ 135,522.00

ORG/ OBJ	DEPARTMENT	2011 EXPENDED	2012 EXPENDED	2013 BUDGETED	2014 DEPARTMENT	2014 MAYOR	2014 CITY COUNCIL
135	11152 PERSONNEL						
136	51010 DEPT HEAD SALARY & WAGES	\$ 71,669.03	\$ 70,269.03	\$ 71,400.00	\$ 75,000.00	\$ 73,109.00	
137	51023 TEMP P/T CLERK/TYPIST	\$ 16,629.23	\$ 16,329.62	\$ 29,627.00	\$ 28,700.00	\$ 28,783.00	
138	51460 LONGEVITY	\$ 270.00	\$ 300.00	\$ 405.00	\$ 435.00	\$ 360.00	
139	51551 TERMINATION LEAVE	\$ -	\$ -	\$ -	\$ -	\$ -	
140	52030 REPAIRS & MAINTENANCE	\$ -	\$ -	\$ -	\$ -	\$ -	
141	52040 INFORMATION TECHNOLOGY	\$ -	\$ -	\$ -	\$ -	\$ -	
142	52050 MINOR EQUIPMENT	\$ 1,500.00	\$ -	\$ 1,500.00	\$ 1,000.00	\$ 1,000.00	
143	52150 COMMUNICATIONS	\$ 915.08	\$ 1,584.96	\$ 2,000.00	\$ 2,500.00	\$ 2,500.00	
144	52151 TELECOMMUNICATIONS	\$ -	\$ -	\$ -	\$ -	\$ -	
145	52170 PROFESSIONAL DEV & TRAVEL	\$ 825.00	\$ 1,330.00	\$ 2,000.00	\$ 2,000.00	\$ 2,000.00	
146	52190 PROFESSIONAL SERVICES	\$ 1,323.00	\$ 1,252.50	\$ 7,000.00	\$ 7,000.00	\$ 7,000.00	
147	52191 V.I.P.S. PROGRAM	\$ -	\$ 1,053.43	\$ -	\$ 300.00	\$ 300.00	
148	52191 MEDICAL EXAMS	\$ 12,362.00	\$ 14,583.00	\$ 12,500.00	\$ 10,000.00	\$ 10,000.00	
149	52230 OFFICE SUPPLIES	\$ 1,003.42	\$ 759.65	\$ 1,500.00	\$ 1,500.00	\$ 1,500.00	
150	57200 CLEANING CONTRACT	\$ -	\$ -	\$ -	\$ -	\$ -	
151	* TOTAL 11152	\$ 106,496.76	\$ 107,462.19	\$ 127,932.00	\$ 128,435.00	\$ 126,552.00	
152							
153	11155 INFORMATION TECHNOLOGY						
154	51010 DEPT HEAD SALARY & WAGES	\$ -	\$ -	\$ 75,000.00	\$ 75,000.00	\$ 76,795.00	
155	52040 INFORMATION TECHNOLOGY	\$ -	\$ -	\$ 71,290.00	\$ 63,925.00	\$ 63,925.00	
156	52041 SOFTWARE/SERVICE/LISC RENEWAL	\$ -	\$ -	\$ 55,485.00	\$ 59,435.00	\$ 65,435.00	
157	52151 TELECOMMUNICATIONS	\$ -	\$ -	\$ 2,100.00	\$ 2,700.00	\$ 2,700.00	
158	52170 PROFESSIONAL DEV & TRAVEL	\$ -	\$ -	\$ 1,500.00	\$ 1,500.00	\$ 1,500.00	
159	52230 OFFICE SUPPLIES	\$ -	\$ -	\$ 500.00	\$ 500.00	\$ 500.00	
160	52231 PRINTER/COPIER SUPPLIES	\$ -	\$ -	\$ 1,625.00	\$ 1,625.00	\$ 5,625.00	
161	52232 PREPRINTED FORMS	\$ -	\$ -	\$ 4,500.00	\$ -	\$ -	
162	62230 ENCUMB OFFICE SUPPLIES	\$ -	\$ -	\$ 275.00	\$ -	\$ -	
163	* TOTAL 11152	\$ -	\$ -	\$ 212,275.00	\$ 204,685.00	\$ 216,480.00	
164							
165	11161 CITY CLERK						
166	51010 DEPT HEAD SALARY & WAGES	\$ 61,430.97	\$ 60,230.97	\$ 61,201.00	\$ 61,201.00	\$ 62,665.00	
167	51011 ASSISTANT SALARY & WAGES	\$ 31,172.46	\$ 34,149.07	\$ 36,782.00	\$ 36,782.00	\$ 37,662.00	
168	51012 SENIOR CLERK SAL & WAGES	\$ 26,922.33	\$ 30,141.85	\$ 30,627.00	\$ 30,627.00	\$ 31,360.00	
169	51460 LONGEVITY	\$ 1,115.00	\$ 400.00	\$ 465.00	\$ 465.00	\$ 650.00	
170	51551 TERMINATION LEAVE	\$ 4,549.67	\$ -	\$ -	\$ -	\$ -	
171	52040 INFORMATION TECHNOLOGY	\$ 2,138.99	\$ -	\$ -	\$ -	\$ -	
172	52050 MINOR EQUIPMENT	\$ 275.09	\$ 4,290.00	\$ 500.00	\$ 500.00	\$ 500.00	
173	52150 COMMUNICATIONS	\$ 5,804.16	\$ -	\$ -	\$ -	\$ -	
174	52151 TELECOMMUNICATIONS	\$ -	\$ -	\$ -	\$ -	\$ -	
175	52170 PROFESSIONAL DEV & TRAVEL	\$ 100.00	\$ 499.00	\$ 500.00	\$ 500.00	\$ 500.00	
176	52190 PROFESSIONAL SERVICES	\$ 753.20	\$ 6,048.79	\$ 6,300.00	\$ 7,195.00	\$ 6,300.00	
177	52230 OFFICE SUPPLIES	\$ 4,685.14	\$ 1,685.55	\$ 1,000.00	\$ 1,500.00	\$ 1,000.00	
178	* TOTAL 11161	\$ 138,947.01	\$ 137,445.23	\$ 137,375.00	\$ 138,770.00	\$ 140,637.00	

ORG/ OBJ	DEPARTMENT	2011 EXPENDED	2012 EXPENDED	2013 BUDGETED	2014 DEPARTMENT	2014 MAYOR	2014 CITY COUNCIL	
179	11162	ELECTION & REGISTRATION						
180	51010	\$ 2,250.00	\$ 2,250.30	\$ 2,300.00	\$ 2,300.00	\$ 2,300.00		
181	51013	\$ 13,688.00	\$ 16,140.34	\$ 15,600.00	\$ 17,700.00	\$ 17,700.00		
182	52050	\$ 499.44	\$ -	\$ -	\$ -	\$ -		
183	52150	\$ 1,210.23	\$ 1,026.88	\$ 4,778.00	\$ 4,710.00	\$ 4,710.00		
184	52190	\$ 13,052.32	\$ 20,565.63	\$ 12,650.00	\$ 17,890.00	\$ 17,890.00		
185	52230	\$ 7,372.55	\$ 6,983.60	\$ 1,500.00	\$ 2,500.00	\$ 2,500.00		
186	55202	\$ 2,331.43	\$ -	\$ -	\$ -	\$ -		
187		\$ 40,403.97	\$ 46,966.75	\$ 36,828.00	\$ 45,100.00	\$ 45,100.00		
188								
189	11165	LICENSE COMMISSION						
190	51012	\$ -	\$ -	\$ -	\$ -	\$ -		
191	51014	\$ 1,866.67	\$ 1,700.00	\$ 1,700.00	\$ 1,700.00	\$ 1,700.00		
192	51030	\$ 537.51	\$ 100.00	\$ 300.00	\$ 300.00	\$ 300.00		
193	52150	\$ 56.00	\$ 62.00	\$ 100.00	\$ 100.00	\$ 100.00		
194	52170	\$ -	\$ 136.09	\$ -	\$ -	\$ -		
195	52190	\$ 243.36	\$ 90.68	\$ 200.00	\$ 200.00	\$ 200.00		
196	52230	\$ -	\$ 284.56	\$ 400.00	\$ 400.00	\$ 400.00		
197		\$ 2,703.54	\$ 2,373.33	\$ 2,700.00	\$ 2,700.00	\$ 2,700.00		
198								
199	11171	CONSERVATION COMMISSION						
200	51011	\$ 20,462.24	\$ 20,141.16	\$ 33,755.00	\$ 33,755.00	\$ 34,570.00		
201	51014	\$ 3,575.00	\$ 3,600.00	\$ 3,700.00	\$ 3,700.00	\$ 3,700.00		
202	51030	\$ -	\$ 1,210.95	\$ 285.00	\$ -	\$ -		
203	51460	\$ -	\$ -	\$ -	\$ 285.00	\$ 285.00		
204	52150	\$ -	\$ 44.34	\$ -	\$ -	\$ -		
205	52170	\$ -	\$ 274.00	\$ 600.00	\$ 600.00	\$ 600.00		
206	52190	\$ -	\$ -	\$ -	\$ -	\$ -		
207	52230	\$ 155.03	\$ 25.95	\$ 100.00	\$ 100.00	\$ 100.00		
208		\$ 24,192.27	\$ 25,296.40	\$ 38,440.00	\$ 38,440.00	\$ 39,255.00		
209								
210								
211								
212	11175	PLANNING BOARD						
213	51011	\$ -	\$ -	\$ -	\$ -	\$ -		
214	51014	\$ 3,200.00	\$ 3,200.00	\$ 3,200.00	\$ 3,200.00	\$ 3,200.00		
215	51460	\$ -	\$ -	\$ -	\$ -	\$ -		
216	52030	\$ 200.00	\$ 205.68	\$ 200.00	\$ 200.00	\$ 200.00		
217	52150	\$ 67.82	\$ 15.00	\$ 200.00	\$ 200.00	\$ 200.00		
218	52170	\$ -	\$ 206.00	\$ 200.00	\$ 200.00	\$ 200.00		
219	52190	\$ -	\$ -	\$ -	\$ -	\$ -		
220	52198	\$ -	\$ -	\$ -	\$ -	\$ -		
221	52230	\$ -	\$ -	\$ -	\$ -	\$ -		
222		\$ 3,467.82	\$ 3,626.68	\$ 3,800.00	\$ 3,800.00	\$ 3,800.00		

ORG/ OBJ	DEPARTMENT	2011 EXPENDED	2012 EXPENDED	2013 BUDGETED	2014 DEPARTMENT	2014 MAYOR	2014 CITY COUNCIL
223	11176	ZONING BOARD OF APPEALS					
224	51014	\$ 2,200.00	\$ 2,200.00	\$ 2,200.00	\$ 2,200.00	\$ 2,200.00	
225	52150	\$ 706.86	\$ 1,223.56	\$ 2,000.00	\$ 2,000.00	\$ 2,000.00	
226	52170	\$ -	\$ 38.08	\$ 200.00	\$ 200.00	\$ 200.00	
227	52230	\$ 201.64	\$ 174.51	\$ 200.00	\$ 200.00	\$ 200.00	
228	* TOTAL 11176		\$ 3,108.50	\$ 3,636.15	\$ 4,600.00	\$ 4,600.00	
229							
230	11182	COMMUNITY DEVELOPMENT					
231	51010	\$ 66,550.00	\$ 65,250.00	\$ 66,555.00	\$ 55,300.00	\$ 55,512.00	
232	51011	\$ -	\$ -	\$ -	\$ 2,870.00	\$ 2,881.00	
233	51012	\$ 26,389.71	\$ 26,389.71	\$ 26,815.00	\$ 23,739.00	\$ 27,981.00	
234	51013	\$ -	\$ -	\$ -	\$ 1,795.00	\$ 1,768.00	
235	51015	\$ -	\$ 15,499.75	\$ 28,241.00	\$ 39,000.00	\$ 39,150.00	
236	51460	\$ 945.00	\$ 1,005.00	\$ 1,065.00	\$ 1,125.00	\$ 150.00	
237	52030	\$ 250.00	\$ 245.00	\$ 250.00	\$ 250.00	\$ 250.00	
238	52040	\$ -	\$ 27.93	\$ 200.00	\$ -	\$ -	
239	52050	\$ -	\$ -	\$ -	\$ -	\$ -	
240	52150	\$ -	\$ 270.94	\$ -	\$ -	\$ -	
241	52151	\$ -	\$ 827.11	\$ 2,100.00	\$ 2,000.00	\$ 2,000.00	
242	52170	\$ -	\$ 3,015.50	\$ 3,000.00	\$ 3,500.00	\$ 3,500.00	
243	52190	\$ -	\$ 327.42	\$ -	\$ -	\$ -	
244	52230	\$ 550.00	\$ 379.05	\$ 550.00	\$ 350.00	\$ 350.00	
245	55204	\$ -	\$ 3,600.00	\$ -	\$ -	\$ -	
246	57800	\$ -	\$ -	\$ -	\$ -	\$ -	
247	* TOTAL 11182		\$ 94,684.71	\$ 116,837.41	\$ 128,776.00	\$ 129,929.00	\$ 133,542.00
248							
249							
250	11192	CITY HALL MAINTENANCE					
251	51016	\$ 74,658.74	\$ 73,215.19	\$ 74,394.00	\$ 74,394.00	\$ 76,174.00	
252	51030	\$ 2,984.80	\$ 1,620.62	\$ 2,500.00	\$ 2,500.00	\$ 2,500.00	
253	51031	\$ -	\$ -	\$ -	\$ -	\$ -	
254	51090	\$ 700.00	\$ 700.00	\$ 700.00	\$ 700.00	\$ 700.00	
255	51100	\$ 687.69	\$ 713.21	\$ 1,000.00	\$ 1,000.00	\$ 1,000.00	
256	51460	\$ -	\$ -	\$ 300.00	\$ 300.00	\$ 360.00	
257	51551	\$ -	\$ -	\$ -	\$ -	\$ -	
258	52030	\$ 23,502.19	\$ 23,020.66	\$ 25,000.00	\$ 25,000.00	\$ 25,000.00	
259	52040	\$ -	\$ -	\$ -	\$ -	\$ -	
260	52050	\$ -	\$ 1,942.66	\$ 3,000.00	\$ 3,000.00	\$ 3,000.00	
261	52110	\$ 61,996.93	\$ 57,023.35	\$ 60,000.00	\$ 60,000.00	\$ 50,000.00	
262	52150	\$ -	\$ -	\$ 1,400.00	\$ 1,400.00	\$ 1,400.00	
263	52151	\$ 883.47	\$ 817.47	\$ -	\$ -	\$ -	
264	52170	\$ -	\$ -	\$ -	\$ -	\$ -	
265	58302	\$ -	\$ -	\$ -	\$ -	\$ -	
266	* TOTAL 11192		\$ 165,413.82	\$ 159,053.16	\$ 168,294.00	\$ 168,294.00	\$ 160,134.00

ORG/ OBJ	DEPARTMENT	2011 EXPENDED	2012 EXPENDED	2013 BUDGETED	2014 DEPARTMENT	2014 MAYOR	2014 CITY COUNCIL
267							
268	11194	CABLE COMMISSION					
269	51010	\$ 50,587.02	\$ 51,598.66	\$ 52,943.00	\$ 55,061.00	\$ 55,273.00	
270	51011	\$ 38,339.35	\$ 39,105.63	\$ 40,125.00	\$ 41,730.00	\$ 41,891.00	
271	51013	\$ 10,058.40	\$ 10,340.40	\$ 10,816.00	\$ 10,816.00	\$ 11,067.00	
272	51023	\$ -	\$ -	\$ -	\$ -	\$ -	
273	51460	\$ 570.00	\$ 630.00	\$ 690.00	\$ 750.00	\$ 750.00	
274	52030	\$ -	\$ 621.00	\$ 2,000.00	\$ 2,000.00	\$ 2,000.00	
275	52040	\$ 4,563.35	\$ 4,658.35	\$ 4,980.00	\$ 5,160.00	\$ 5,160.00	
276	52050	\$ 1,475.82	\$ 554.67	\$ 1,500.00	\$ 1,500.00	\$ 1,500.00	
277	52150	\$ -	\$ -	\$ -	\$ -	\$ -	
278	52151	\$ 2,490.83	\$ 1,758.43	\$ 1,860.00	\$ 2,760.00	\$ 2,760.00	
279	52170	\$ -	\$ -	\$ 200.00	\$ 200.00	\$ 200.00	
280	52190	\$ -	\$ -	\$ 1,000.00	\$ 1,000.00	\$ 1,000.00	
281	52230	\$ 672.74	\$ 794.22	\$ 1,000.00	\$ 1,000.00	\$ 1,000.00	
282	52380	\$ -	\$ -	\$ 18,215.00	\$ 18,622.00	\$ 18,622.00	
283	55123	\$ 29,059.18	\$ 25,448.81	\$ 22,000.00	\$ 55,000.00	\$ 55,000.00	
284	61460	\$ 319.85	\$ -	\$ -	\$ -	\$ -	
285		\$ 138,136.54	\$ 135,510.17	\$ 157,329.00	\$ 195,599.00	\$ 196,223.00	
286							
287	11199	MAYOR'S UNCLASSIFIED					
288	51000	\$ 15,609.99	\$ -	\$ -	\$ -	\$ -	
289	51010	\$ -	\$ -	\$ -	\$ -	\$ -	
290	51011	\$ -	\$ -	\$ -	\$ -	\$ -	
291	51030	\$ -	\$ -	\$ -	\$ -	\$ -	
292	51551	\$ -	\$ -	\$ 250,000.00	\$ 250,000.00	\$ 250,000.00	
293	52152	\$ 47,752.84	\$ 45,373.31	\$ 50,000.00	\$ 50,000.00	\$ 50,000.00	
294	52153	\$ -	\$ -	\$ -	\$ -	\$ -	
295	52171	\$ 2,430.00	\$ 2,430.00	\$ 2,500.00	\$ 2,500.00	\$ 2,500.00	
296	52192	\$ -	\$ -	\$ -	\$ -	\$ -	
297	52194	\$ -	\$ -	\$ 100.00	\$ -	\$ -	
298	52195	\$ -	\$ -	\$ -	\$ -	\$ -	
299	55210	\$ -	\$ 45,881.99	\$ -	\$ -	\$ -	
300	56900	\$ 5,636.86	\$ 5,777.78	\$ 5,583.00	\$ 5,694.66	\$ 5,695.00	
301	56901	\$ -	\$ -	\$ -	\$ -	\$ -	
302	56902	\$ 1,827.26	\$ 2,070.01	\$ 2,000.00	\$ 2,100.00	\$ 2,100.00	
303	56906	\$ -	\$ -	\$ -	\$ -	\$ -	
304	57043	\$ -	\$ -	\$ -	\$ -	\$ -	
305	57303	\$ 17,168.20	\$ 19,661.58	\$ 20,000.00	\$ 20,000.00	\$ 20,000.00	
306	57500	\$ 5,000.00	\$ -	\$ 3,000.00	\$ 3,000.00	\$ 3,000.00	
307	58000	\$ 58,752.04	\$ 77,285.90	\$ 25,000.00	\$ 50,000.00	\$ 50,000.00	
308	58100	\$ -	\$ -	\$ -	\$ -	\$ -	
309	58254	\$ -	\$ -	\$ -	\$ -	\$ -	
310		\$ 154,177.19	\$ 198,480.57	\$ 358,183.00	\$ 383,294.66	\$ 383,295.00	

ORG/ OBJ	DEPARTMENT	2011 EXPENDED	2012 EXPENDED	2013 BUDGETED	2014 DEPARTMENT	2014 MAYOR	2014 CITY COUNCIL
311	12210 POLICE						
312	51010 DEPT HEAD SALARY & WAGES	\$ 84,979.03	\$ 83,319.03	\$ 84,660.00	\$ 84,660.00	\$ 86,686.00	
313	51012 SENIOR CLERKS SAL & WGS	\$ 69,405.01	\$ 66,103.45	\$ 69,159.00	\$ 80,777.00	\$ 82,415.00	
314	51013 POLICE OFFICERS SAL & WGS	\$ 852,545.93	\$ 872,412.28	\$ 916,598.00	\$ 919,950.00	\$ 943,952.00	
315	51014 POLICE SERGEANTS SAL&WGS	\$ 273,944.45	\$ 264,092.50	\$ 278,218.00	\$ 278,218.00	\$ 285,564.00	
316	51015 COMP PROG/OP SAL & WAGES	\$ 56,311.42	\$ 55,211.42	\$ 56,100.00	\$ 56,100.00	\$ 57,442.00	
317	51016 CUSTODIAN SALARY & WAGES	\$ -	\$ -	\$ -	\$ -	\$ -	
318	51017 POL LIEUTENANTS SAL & WGS	\$ 120,771.42	\$ 118,269.24	\$ 123,439.00	\$ 123,439.00	\$ 127,059.00	
319	51021 DEPUTY CHIEF SAL & WGS	\$ 71,669.03	\$ 70,269.03	\$ 71,400.00	\$ 71,400.00	\$ 73,109.00	
320	51023 TEMPORARY HELP SAL & WGS	\$ -	\$ -	\$ -	\$ -	\$ -	
321	51030 OVERTIME	\$ 270,691.30	\$ 205,168.85	\$ 285,600.00	\$ 285,600.00	\$ 291,312.00	
322	51031 MATCH - GRANT	\$ -	\$ -	\$ 5,000.00	\$ 5,000.00	\$ 5,000.00	
323	51032 COMPENSATORY TIME	\$ (2,243.86)	\$ 10,320.31	\$ -	\$ -	\$ -	
324	51050 HOLIDAY PAY	\$ 138,047.81	\$ 133,852.45	\$ 146,159.00	\$ 146,159.00	\$ 144,942.00	
325	51090 CLOTH/UNIFORM ALLOWANCE	\$ 37,595.69	\$ 31,106.38	\$ 35,840.00	\$ 41,786.00	\$ 37,000.00	
326	51100 SHIFT DIFFERENTIAL	\$ 100,387.66	\$ 104,028.54	\$ 111,375.00	\$ 111,375.00	\$ 113,603.00	
327	51101 COLLEGE CREDITS	\$ 53,542.21	\$ 53,271.12	\$ 63,860.00	\$ 63,860.00	\$ 64,521.00	
328	51102 WORKING OUT OF GRADE	\$ 1,116.23	\$ 1,338.01	\$ 2,000.00	\$ 2,000.00	\$ 2,000.00	
329	51200 PHYSICAL FITNESS	\$ 1,036.05	\$ 1,726.75	\$ 2,000.00	\$ 2,250.00	\$ 2,250.00	
330	51460 LONGEVITY	\$ 8,890.00	\$ 3,380.00	\$ 3,670.00	\$ 3,800.00	\$ 3,800.00	
331	51540 VACATION BUYBACK	\$ 15,568.55	\$ 18,098.64	\$ 18,324.00	\$ 18,324.00	\$ 18,324.00	
332	51551 TERMINATION LEAVE	\$ 15,564.69	\$ 33,180.63	\$ -	\$ -	\$ -	
333	52030 REPAIRS & MAINTENANCE	\$ 13,604.32	\$ 20,667.68	\$ 10,000.00	\$ 10,000.00	\$ 10,000.00	
334	52040 INFORMATION TECHNOLOGY	\$ 27,360.43	\$ 39,607.25	\$ 45,000.00	\$ 45,000.00	\$ 45,000.00	
335	52050 MINOR EQUIPMENT	\$ 997.50	\$ 3,620.81	\$ 5,000.00	\$ 5,000.00	\$ 5,000.00	
336	52110 ENERGY & UTILITIES	\$ 25,855.11	\$ 24,403.85	\$ 30,000.00	\$ 30,000.00	\$ 30,000.00	
337	52150 COMMUNICATIONS	\$ 223.71	\$ 118.22	\$ 7,000.00	\$ 2,000.00	\$ 2,000.00	
338	52151 TELECOMMUNICATIONS	\$ 15,912.28	\$ 21,036.01	\$ 20,000.00	\$ 25,000.00	\$ 25,000.00	
339	52170 PROFESSIONAL DEV & TRAVEL	\$ 23,295.92	\$ 23,770.59	\$ 9,000.00	\$ 15,025.00	\$ 15,025.00	
340	52171 CRIMINAL JUSTICE POL TRAINING	\$ -	\$ -	\$ -	\$ -	\$ -	
341	52190 PROFESSIONAL SERVICES	\$ 1,050.00	\$ 1,080.56	\$ 6,000.00	\$ 11,000.00	\$ 11,000.00	
342	52230 OFFICE SUPPLIES	\$ 12,494.54	\$ 16,457.32	\$ 12,000.00	\$ 12,480.00	\$ 12,000.00	
343	52240 VEHICLE SUPPLIES	\$ 18,150.44	\$ 22,268.98	\$ 20,000.00	\$ 20,800.00	\$ 20,000.00	
344	55012 DOMESTIC VIOLENCE SUPPORT	\$ -	\$ -	\$ -	\$ -	\$ -	
345	55060 ARMORY EQUIPMENT	\$ 6,446.20	\$ 6,347.40	\$ 6,000.00	\$ 8,000.00	\$ 8,000.00	
346	55070 CAMERA EQUIPMENT	\$ -	\$ -	\$ -	\$ -	\$ -	
347	55080 PORTABLE RADIOS	\$ 3,351.06	\$ 1,929.16	\$ 4,000.00	\$ 6,000.00	\$ 6,000.00	
348	55090 NEW POLICE VEHICLES	\$ 50,294.99	\$ 55,683.10	\$ 60,000.00	\$ 97,000.00	\$ 97,000.00	
349	55114 BULLET PROOF VESTS	\$ -	\$ -	\$ -	\$ -	\$ -	
350	57200 CLEANING CONTRACT	\$ 19,840.00	\$ 17,488.00	\$ 20,262.00	\$ 20,262.00	\$ 20,870.00	
351	55145 RADIO SYSTEM UPGRADE	\$ 4,358.10	\$ 2,239.79	\$ 7,800.00	\$ 7,800.00	\$ 7,800.00	
352	57090 CLOTH/UNIFORM ALLOWANCE	\$ -	\$ 6,464.94	\$ -	\$ -	\$ -	
353	57800 BUILDING REPAIRS	\$ 2,408.44	\$ 3,863.57	\$ 5,000.00	\$ 5,000.00	\$ 5,000.00	
354	* TOTAL 12210	\$ 2,395,465.66	\$ 2,392,195.86	\$ 2,540,464.00	\$ 2,615,065.00	\$ 2,658,674.00	

ORG/ OBJ	DEPARTMENT	2011 EXPENDED	2012 EXPENDED	2013 BUDGETED	2014 DEPARTMENT	2014 MAYOR	2014 CITY COUNCIL
355	12220 FIRE						
356	51010 DEPT HEAD SALARY & WAGES	\$ 78,836.19	\$ 77,296.19	\$ 78,541.00	\$ 80,500.00	\$ 80,420.00	
357	51011 CAPTAINS SALARY & WAGES	\$ 64,702.80	\$ 65,332.48	\$ 66,999.00	\$ 68,399.00	\$ 68,602.00	
358	51012 SENIOR CLERK SAL & WAGES	\$ 32,492.68	\$ 31,864.45	\$ 32,378.00	\$ 33,025.00	\$ 33,152.00	
359	51013 PRIVATES SALARY & WAGES	\$ 956,124.06	\$ 1,003,636.00	\$ 1,038,462.00	\$ 1,025,237.00	\$ 1,068,787.00	
360	51014 SUPT FIRE ALARM SAL & WGS	\$ -	\$ -	\$ -	\$ -	\$ -	
361	51015 SIGNAL MAINTENANCE SAL&WG	\$ -	\$ -	\$ -	\$ -	\$ -	
362	51016 LIEUTENANTS SALARY&WAGES	\$ 347,972.02	\$ 351,889.76	\$ 362,548.00	\$ 369,828.00	\$ 372,214.00	
363	51020 CALL FIREFIGHTERS SAL&WGS	\$ -	\$ -	\$ -	\$ -	\$ -	
364	51024 MECHANIC SALARY & WAGES	\$ -	\$ -	\$ -	\$ -	\$ -	
365	51030 OVERTIME	\$ 238,651.10	\$ 217,933.66	\$ 160,000.00	\$ 230,000.00	\$ 170,000.00	
366	51050 HOLIDAY PAY	\$ 143,259.11	\$ 151,662.46	\$ 156,967.00	\$ 149,409.00	\$ 160,695.00	
367	51090 CLOTH/UNIFORM ALLOWANCE	\$ 27,000.00	\$ 26,600.00	\$ 25,600.00	\$ 25,600.00	\$ 25,600.00	
368	51101 COLLEGE CREDITS	\$ 22,780.00	\$ 24,340.00	\$ 24,340.00	\$ 26,300.00	\$ 24,340.00	
369	51102 COLLATERAL JOBS	\$ 39,300.07	\$ 40,567.09	\$ 45,000.00	\$ 45,000.00	\$ 45,000.00	
370	51103 EDUCATIONAL INCENTIVE	\$ 1,611.40	\$ 6,991.37	\$ 3,000.00	\$ 3,000.00	\$ 3,000.00	
371	51104 EMT RATING	\$ 22,598.18	\$ -	\$ -	\$ -	\$ -	
372	51105 SICK LEAVE INCENTIVE	\$ 3,016.67	\$ 1,356.89	\$ 2,500.00	\$ 2,500.00	\$ 2,500.00	
373	51200 PHYSICAL FITNESS	\$ 8,000.00	\$ 7,600.00	\$ 9,200.00	\$ 9,200.00	\$ 9,200.00	
374	51460 LONGEVITY	\$ 1,805.00	\$ 1,870.00	\$ 2,020.00	\$ 2,085.00	\$ 2,020.00	
375	51551 TERMINATION LEAVE	\$ -	\$ 60,822.51	\$ -	\$ -	\$ -	
376	52030 REPAIRS & MAINTENANCE	\$ 40,997.30	\$ 58,313.26	\$ 55,000.00	\$ 60,000.00	\$ 60,000.00	
377	52040 INFORMATION TECHNOLOGY	\$ 7,201.99	\$ 6,466.45	\$ 7,000.00	\$ 10,000.00	\$ 8,000.00	
378	52050 MINOR EQUIPMENT	\$ 12,756.53	\$ 11,313.74	\$ 12,000.00	\$ 12,000.00	\$ 12,000.00	
379	52110 ENERGY & UTILITIES	\$ 34,949.30	\$ 36,667.73	\$ 35,000.00	\$ 35,000.00	\$ 35,000.00	
380	52150 COMMUNICATIONS	\$ 132.23	\$ 173.64	\$ 600.00	\$ 600.00	\$ 600.00	
381	52151 TELECOMMUNICATIONS	\$ 2,458.97	\$ 2,584.64	\$ 3,500.00	\$ 3,500.00	\$ 3,500.00	
382	52170 PROFESSIONAL DEV & TRAVEL	\$ 8,815.75	\$ 6,871.57	\$ 5,500.00	\$ 6,500.00	\$ 6,500.00	
383	52190 PROFESSIONAL SERVICES	\$ -	\$ -	\$ 2,500.00	\$ 2,500.00	\$ 2,500.00	
384	52230 OFFICE SUPPLIES	\$ 4,944.39	\$ 4,131.81	\$ 5,000.00	\$ 5,000.00	\$ 5,000.00	
385	52238 FIRE PREVENT/TRAINING SUPPLIES	\$ 1,200.52	\$ 1,189.74	\$ 2,200.00	\$ 2,200.00	\$ 2,200.00	
386	52240 VEHICLE SUPPLIES	\$ 12,516.75	\$ 10,797.30	\$ 16,000.00	\$ 16,000.00	\$ 16,000.00	
387	52995 PHYSICAL FITNESS	\$ -	\$ -	\$ 2,000.00	\$ 2,000.00	\$ 2,000.00	
388	55107 STATION 1 OVERHEAD DOORS	\$ -	\$ -	\$ -	\$ -	\$ -	
389	55108 STATION 1 RETAINING WALL	\$ -	\$ -	\$ -	\$ -	\$ -	
390	55109 STATION 1 ROOF REPAIRS	\$ -	\$ -	\$ -	\$ -	\$ -	
391	55114 PROTECTIVE FF CLOTHING	\$ 9,998.24	\$ 25,903.90	\$ 18,000.00	\$ 18,000.00	\$ 18,000.00	
392	55115 UPGRADE COMPUTER SYSTEM	\$ -	\$ -	\$ -	\$ -	\$ -	
393	55135 COMPUTER LIC & SUPPORT	\$ -	\$ -	\$ -	\$ -	\$ -	
394	55146 STUDENT AWARE OF FIRE EDU	\$ 26,404.00	\$ -	\$ -	\$ -	\$ -	
395	55193 LIFE PACK 500 DEFIBRILLATOR	\$ -	\$ -	\$ -	\$ -	\$ -	
396	55204 REPLACE SCBA SYSTEM	\$ -	\$ -	\$ -	\$ -	\$ -	
397	57800 BUILDING REPAIRS	\$ -	\$ 10,000.00	\$ -	\$ -	\$ -	
398	* TOTAL 12220	\$ 2,150,525.25	\$ 2,244,176.64	\$ 2,171,855.00	\$ 2,243,383.00	\$ 2,236,830.00	

ORG/ OBJ	DEPARTMENT	2011 EXPENDED	2012 EXPENDED	2013 BUDGETED	2014 DEPARTMENT	2014 MAYOR	2014 CITY COUNCIL	
399	12240	DISPATCHERS						
400	51013	\$ 153,504.30	\$ 177,473.36	\$ 223,018.00	\$ 223,018.00	\$ 237,260.00		
401	51022	\$ 24,297.13	\$ 34,688.85	\$ 25,000.00	\$ 25,000.00	\$ 25,000.00		
402	51030	\$ 30,889.43	\$ 30,802.89	\$ 35,000.00	\$ 60,000.00	\$ 50,000.00		
403	51032	\$ (717.99)	\$ (618.42)	\$ -	\$ -	\$ -		
404	51050	\$ 10,671.74	\$ 13,144.26	\$ 19,434.00	\$ 19,434.00	\$ 20,227.00		
405	51100	\$ 10,704.01	\$ 13,099.75	\$ 16,000.00	\$ 17,000.00	\$ 16,320.00		
406	51200	\$ -	\$ -	\$ 200.00	\$ 200.00	\$ 200.00		
407	51460	\$ 630.00	\$ 330.00	\$ 555.00	\$ 615.00	\$ 615.00		
408	51551	\$ 776.36	\$ 1,791.60	\$ -	\$ -	\$ -		
409	51540	\$ 179.16	\$ 358.32	\$ -	\$ -	\$ -		
410	52170	\$ -	\$ -	\$ -	\$ -	\$ -		
411	52230	\$ -	\$ -	\$ -	\$ -	\$ -		
412	51090	\$ 3,075.00	\$ 3,568.75	\$ 3,800.00	\$ 3,800.00	\$ 3,850.00		
413	* TOTAL 12240		\$ 234,009.14	\$ 274,639.36	\$ 323,007.00	\$ 349,067.00	\$ 353,472.00	
414	12241	BUILDING INSPECTOR						
415	51010	\$ 71,669.03	\$ 62,288.43	\$ 66,901.00	\$ 70,000.00	\$ 69,115.00		
416	51011	\$ 35,840.00	\$ 52,200.00	\$ 53,040.00	\$ 53,040.00	\$ 54,309.00		
417	51012	\$ 32,794.74	\$ 35,130.60	\$ 35,696.00	\$ 35,696.00	\$ 36,550.00		
418	51013	\$ 19,197.11	\$ 17,767.27	\$ 17,502.00	\$ 17,502.00	\$ 17,920.00		
419	51018	\$ -	\$ -	\$ 19,524.00	\$ 19,524.00	\$ 19,995.00		
420	51019	\$ -	\$ -	\$ 48,431.00	\$ 53,040.00	\$ 49,580.00		
421	51023	\$ -	\$ 2,255.66	\$ 5,600.00	\$ 5,600.00	\$ 5,600.00		
422	51030	\$ -	\$ -	\$ 1,800.00	\$ 1,800.00	\$ 1,800.00		
423	51090	\$ 350.00	\$ 962.00	\$ 1,400.00	\$ 1,400.00	\$ 1,400.00		
424	51460	\$ 920.00	\$ 1,000.00	\$ 615.00	\$ 615.00	\$ 615.00		
425	51551	\$ 13,199.90	\$ 19,191.71	\$ -	\$ -	\$ -		
426	52020	\$ 628.00	\$ -	\$ 1,100.00	\$ 1,100.00	\$ 1,100.00		
427	52030	\$ 1,893.91	\$ 307.23	\$ 2,500.00	\$ 2,500.00	\$ 2,500.00		
428	52031	\$ -	\$ -	\$ 7,000.00	\$ 7,000.00	\$ 7,000.00		
429	52040	\$ 1,130.27	\$ 989.00	\$ 5,500.00	\$ 1,500.00	\$ 1,500.00		
430	52050	\$ -	\$ 261.44	\$ 1,350.00	\$ 1,350.00	\$ 1,350.00		
431	52110	\$ -	\$ -	\$ 5,830.00	\$ 6,000.00	\$ 6,000.00		
432	52150	\$ 238.34	\$ 75.68	\$ 500.00	\$ 500.00	\$ 500.00		
433	52151	\$ 979.36	\$ 973.00	\$ 2,000.00	\$ 2,000.00	\$ 2,000.00		
434	52170	\$ 1,613.12	\$ 1,985.87	\$ 3,000.00	\$ 3,000.00	\$ 3,000.00		
435	52190	\$ 53.42	\$ -	\$ 100.00	\$ 100.00	\$ 100.00		
436	52230	\$ 1,718.50	\$ 1,252.44	\$ 1,500.00	\$ 1,500.00	\$ 1,500.00		
437	52240	\$ 408.44	\$ 1,287.09	\$ 1,000.00	\$ 1,000.00	\$ 1,000.00		
438	52280	\$ 161.00	\$ -	\$ 150.00	\$ 150.00	\$ 150.00		
439	55102	\$ -	\$ -	\$ -	\$ -	\$ -		
440	57043	\$ 28,944.00	\$ -	\$ -	\$ -	\$ -		
441	* TOTAL 12241		\$ 211,739.14	\$ 197,927.42	\$ 282,039.00	\$ 285,917.00	\$ 284,584.00	
442								

ORG/ OBJ	DEPARTMENT	2011 EXPENDED	2012 EXPENDED	2013 BUDGETED	2014 DEPARTMENT	2014 MAYOR	2014 CITY COUNCIL
443	12243	PLUMBING & GAS INSPECTOR					
444	51010	\$ 11,223.36	\$ 17,742.16	\$ -	\$ -	\$ -	
445	51023	\$ 8,098.17	\$ 1,478.14	\$ -	\$ -	\$ -	
446	51460	\$ -	\$ -	\$ -	\$ -	\$ -	
447	51551	\$ -	\$ -	\$ -	\$ -	\$ -	
448	52030	\$ -	\$ -	\$ -	\$ -	\$ -	
449	52050	\$ -	\$ -	\$ -	\$ -	\$ -	
450	52170	\$ 259.00	\$ 480.81	\$ -	\$ -	\$ -	
451	52230	\$ -	\$ -	\$ -	\$ -	\$ -	
452	55102	\$ -	\$ -	\$ -	\$ -	\$ -	
453	51090	\$ 350.00	\$ 350.00	\$ -	\$ -	\$ -	
454	* TOTAL 12243		\$ 19,930.53	\$ 20,051.11	\$ -	\$ -	
455	12244	WEIGHTS & MEASURES					
456	51010	\$ 8,082.65	\$ 8,051.52	\$ 8,213.00	\$ 8,377.26	\$ 8,377.00	
457	52050	\$ 1,548.55	\$ -	\$ -	\$ -	\$ -	
458	52170	\$ -	\$ -	\$ -	\$ -	\$ -	
459	52230	\$ 362.94	\$ -	\$ 200.00	\$ 200.00	\$ 200.00	
460	* TOTAL 12244		\$ 9,994.14	\$ 8,051.52	\$ 8,413.00	\$ 8,577.26	\$ 8,577.00
461	12245	WIRE INSPECTOR/FIRE ALARM					
462	51010	\$ 49,417.96	\$ 47,787.22	\$ -	\$ -	\$ -	
463	51023	\$ 3,285.79	\$ 1,090.00	\$ -	\$ -	\$ -	
464	51030	\$ -	\$ 166.58	\$ -	\$ -	\$ -	
465	52030	\$ 5,879.87	\$ 7,403.01	\$ -	\$ -	\$ -	
466	52032	\$ -	\$ -	\$ -	\$ -	\$ -	
467	52050	\$ 428.60	\$ 507.58	\$ -	\$ -	\$ -	
468	52110	\$ 5,288.57	\$ 4,753.82	\$ -	\$ -	\$ -	
469	52170	\$ 338.35	\$ 686.52	\$ -	\$ -	\$ -	
470	52230	\$ 14.82	\$ -	\$ -	\$ -	\$ -	
471	55120	\$ 210.00	\$ -	\$ -	\$ -	\$ -	
472	55147	\$ -	\$ -	\$ -	\$ -	\$ -	
473	51090	\$ 350.00	\$ 350.00	\$ -	\$ -	\$ -	
474	* TOTAL 12245		\$ 65,213.96	\$ 62,744.73	\$ -	\$ -	
475	12290	ANIMAL CONTROL OFFICER					
476	51010	\$ 35,834.77	\$ 35,134.78	\$ 35,701.00	\$ 35,701.00	\$ 36,555.00	
477	51011	\$ -	\$ -	\$ 23,125.00	\$ 23,125.00	\$ 26,622.00	
478	51023	\$ -	\$ 1,608.57	\$ 3,249.00	\$ 3,249.00	\$ 3,249.00	
479	51030	\$ 101.74	\$ -	\$ 1,000.00	\$ 1,000.00	\$ 1,000.00	
480	51090	\$ 350.00	\$ 350.00	\$ 700.00	\$ 700.00	\$ 700.00	
481	51460	\$ 300.00	\$ 330.00	\$ 365.00	\$ 390.00	\$ 395.00	
482	52030	\$ 257.17	\$ -	\$ 3,000.00	\$ 3,000.00	\$ 3,000.00	
483	51551	\$ -	\$ -	\$ -	\$ -	\$ -	
484	52151	\$ -	\$ -	\$ 1,258.00	\$ 1,258.00	\$ 1,258.00	
485	52240	\$ 525.06	\$ 491.37	\$ 3,400.00	\$ 3,400.00	\$ 3,400.00	
486	* TOTAL 12290		\$ 37,368.74	\$ 37,914.72	\$ 71,798.00	\$ 71,823.00	\$ 76,179.00

ORG/ OBJ	DEPARTMENT	2011 EXPENDED	2012 EXPENDED	2013 BUDGETED	2014 DEPARTMENT	2014 MAYOR	2014 CITY COUNCIL	
487	12291	CIVIL DEFENSE						
488	51010	\$ 7,905.36	\$ 7,905.36	\$ 8,064.00	\$ 8,064.00	\$ 8,226.00		
489	52040	\$ -	\$ 1,221.38	\$ -	\$ -	\$ -		
490	52050	\$ 500.35	\$ -	\$ 1,000.00	\$ 1,000.00	\$ 1,000.00		
491	52170	\$ -	\$ -	\$ 400.00	\$ 400.00	\$ 400.00		
492	52230	\$ 48.94	\$ 139.18	\$ 100.00	\$ 100.00	\$ 100.00		
493	52996	\$ -	\$ 116.76	\$ 400.00	\$ 400.00	\$ 400.00		
494	55148	\$ 1,179.40	\$ -	\$ -	\$ -	\$ -		
495	* TOTAL 12291		\$ 9,634.05	\$ 9,382.68	\$ 9,964.00	\$ 9,964.00	\$ 10,126.00	
496								
497	12292	ANIMAL SHELTER						
498		\$ -	\$ -	\$ -	\$ 29,000.00			
499	51023	\$ 16,451.24	\$ 18,525.04	\$ 20,000.00	\$ 10,000.00	\$ 19,836.00		
500	52030	\$ 2,394.82	\$ 765.38	\$ 2,600.00	\$ 2,800.00	\$ 2,600.00		
501	52040	\$ 633.38	\$ 641.25	\$ 600.00	\$ 800.00	\$ 800.00		
502	52050	\$ 139.98	\$ 1,463.20	\$ 900.00	\$ 900.00	\$ 900.00		
503	52110	\$ 8,244.34	\$ 6,879.11	\$ 7,000.00	\$ 7,000.00	\$ 7,000.00		
504	52150	\$ 58.68	\$ -	\$ -	\$ -	\$ -		
505	52151	\$ -	\$ 58.68	\$ 100.00	\$ 100.00	\$ 100.00		
506	52170	\$ -	\$ -	\$ -	\$ -	\$ -		
507	52190	\$ 851.36	\$ 252.00	\$ 500.00	\$ 500.00	\$ 500.00		
508	52230	\$ 88.03	\$ 38.18	\$ 400.00	\$ 400.00	\$ 400.00		
509	52240	\$ -	\$ -	\$ -	\$ 500.00	\$ 500.00		
510	52997	\$ 11,368.30	\$ 9,496.00	\$ 20,000.00	\$ 20,000.00	\$ 20,000.00		
511	55207	\$ 310.97	\$ -	\$ -	\$ -	\$ -		
512	* TOTAL 12292		\$ 40,541.10	\$ 38,118.84	\$ 52,100.00	\$ 72,000.00	\$ 52,636.00	
513								
514	12293	CIVIL ENFORCEMENT						
515	51010	\$ 2,499.96	\$ 2,499.96	\$ 2,500.00	\$ 2,500.00	\$ 2,500.00		
516	51030	\$ -	\$ -	\$ -	\$ -	\$ -		
517	52170	\$ -	\$ -	\$ 350.00	\$ -	\$ -		
518	52190	\$ 8,155.00	\$ 9,437.50	\$ 10,000.00	\$ 12,000.00	\$ 12,000.00		
519	52230	\$ 299.15	\$ 218.90	\$ 700.00	\$ 100.00	\$ 100.00		
520	* TOTAL 12293		\$ 10,954.11	\$ 12,156.36	\$ 13,550.00	\$ 14,600.00	\$ 14,600.00	
521								
522	12294	FORESTRY						
523	52030	\$ 3,719.47	\$ 2,284.59	\$ -	\$ -	\$ -		
524	52050	\$ -	\$ 173.85	\$ -	\$ -	\$ -		
525	52150	\$ 85.68	\$ -	\$ -	\$ -	\$ -		
526	52170	\$ -	\$ -	\$ -	\$ -	\$ -		
527	52190	\$ -	\$ -	\$ -	\$ -	\$ -		
528	52230	\$ -	\$ -	\$ -	\$ -	\$ -		
529	57090	\$ -	\$ -	\$ -	\$ -	\$ -		
530	* TOTAL 12294		\$ 3,805.15	\$ 2,458.44	\$ -	\$ -	\$ -	

ORG/ OBJ	DEPARTMENT	2011 EXPENDED	2012 EXPENDED	2013 BUDGETED	2014 DEPARTMENT	2014 MAYOR	2014 CITY COUNCIL
531							
532	13999 REGIONAL SCHOOL ASSESSMENTS						
533	56500 MONT VOC TEC SCH ASSESS	\$ 690,540.00	\$ 766,225.00	\$ 868,080.00	\$ 814,778.00	\$ 814,778.00	
534	* TOTAL 13999	\$ 690,540.00	\$ 766,225.00	\$ 868,080.00	\$ 814,778.00	\$ 814,778.00	
535							
536	14410 SURVEY						
537	51010 DEPT HEAD SALARY & WAGES	\$ 45,407.38	\$ 43,667.39	\$ 44,371.00	\$ 44,371.00	\$ 45,432.00	
538	51011 ASSISTANT SALARY & WAGES	\$ -	\$ -	\$ 25,000.00	\$ 45,000.00	\$ 52,703.00	
539	51012 CLERK/ASST SAL & WAGES	\$ 18,133.13	\$ 31,848.42	\$ 32,378.00	\$ 32,378.00	\$ 33,152.00	
540	51013 GIS / AUTOCAD TECHNICIAN	\$ 37,751.15	\$ 45,172.84	\$ 45,900.00	\$ 43,225.00	\$ 46,999.00	
541	51551 TERMINATION LEAVE	\$ 886.43	\$ 61.04	\$ -	\$ -	\$ -	
542	51030 OVERTIME	\$ 405.56	\$ -	\$ 500.00	\$ 500.00	\$ 500.00	
543	51460 LONGEVITY	\$ 300.00	\$ 330.00	\$ 510.00	\$ 570.00	\$ 570.00	
544	52030 REPAIRS & MAINTENANCE	\$ 785.61	\$ 332.50	\$ 750.00	\$ 750.00	\$ 750.00	
545	52040 INFORMATION TECHNOLOGY	\$ 3,295.00	\$ 4,861.00	\$ 12,600.00	\$ 9,000.00	\$ 9,000.00	
546	52050 MINOR EQUIPMENT	\$ -	\$ -	\$ 500.00	\$ 500.00	\$ 500.00	
547	52150 COMMUNICATIONS	\$ -	\$ -	\$ 400.00	\$ 400.00	\$ 400.00	
548	52151 TELECOMMUNICATIONS	\$ 897.29	\$ 1,075.21	\$ 1,400.00	\$ 2,000.00	\$ 2,000.00	
549	52170 PROFESSIONAL DEV & TRAVEL	\$ 129.00	\$ 1,129.17	\$ 1,700.00	\$ 1,250.00	\$ 1,250.00	
550	52190 PROFESSIONAL SERVICES	\$ 7,582.21	\$ 8,450.00	\$ 10,500.00	\$ 23,000.00	\$ 23,000.00	
551	52230 OFFICE SUPPLIES	\$ 2,361.07	\$ 1,462.93	\$ 3,500.00	\$ 3,500.00	\$ 3,500.00	
552	52240 VEHICLE SUPPLIES	\$ 177.93	\$ 736.19	\$ 500.00	\$ 500.00	\$ 500.00	
553	57090 CLOTH/UNIFORM ALLOWANCE	\$ -	\$ -	\$ 350.00	\$ 350.00	\$ 350.00	
554	58100 EPA NPDES	\$ -	\$ -	\$ 15,000.00	\$ -	\$ -	
555	* TOTAL 14410	\$ 118,111.76	\$ 139,126.69	\$ 195,859.00	\$ 207,294.00	\$ 220,606.00	
556							
557							
558							
559							
560							
561							
562							
563							
564							
565							
566							
567							
568							
569							
570							
571							
572							
573							
574							

ORG/ OBJ	DEPARTMENT	2011 EXPENDED	2012 EXPENDED	2013 BUDGETED	2014 DEPARTMENT	2014 MAYOR	2014 CITY COUNCIL
575	14421 DPW/MUNICIPAL GROUNDS						
576	51010 DEPT HEAD SALARY & WAGES	\$ -	\$ 40,153.28	\$ 44,000.00	\$ 44,000.00	\$ 45,053.00	
577	51012 CLERK/ASST SAL & WAGES	\$ -	\$ 17,902.00	\$ 39,987.00	\$ 39,987.00	\$ 40,943.00	
578	51013 MAINTENANCE CREW SAL&WGS	\$ -	\$ 617,346.25	\$ 878,666.00	\$ 963,852.00	\$ 945,861.00	
579	51014 BOARD & COMM SAL & WAGES	\$ -	\$ 2,700.00	\$ 2,700.00	\$ 2,700.00	\$ 2,700.00	
580	51030 OVERTIME	\$ -	\$ 29,694.20	\$ 45,000.00	\$ 50,000.00	\$ 50,000.00	
581	51031 WEEK-END STANDBY	\$ -	\$ 17,380.00	\$ 17,140.00	\$ 18,000.00	\$ 17,080.00	
582	51090 CLOTH/UNIFORM ALLOWANCE	\$ -	\$ 11,580.00	\$ 15,480.00	\$ 15,280.00	\$ 15,630.00	
583	51100 SHIFT DIFFERENTIAL	\$ -	\$ 157.27	\$ 1,000.00	\$ 1,000.00	\$ 1,000.00	
584	51102 WORKING OUT OF GRADE	\$ -	\$ 2,106.50	\$ 6,500.00	\$ 7,000.00	\$ 7,000.00	
585	51104 MECHANIC / WELDER RATING	\$ -	\$ -	\$ -	\$ -	\$ -	
586	51105 SICK LEAVE INCENTIVE	\$ -	\$ 1,106.62	\$ 2,500.00	\$ 2,500.00	\$ 2,500.00	
587	51460 LONGEVITY	\$ -	\$ 8,830.00	\$ 11,515.00	\$ 7,170.00	\$ 7,170.00	
588	51551 TERMINATION LEAVE	\$ -	\$ 18,885.76	\$ -	\$ -	\$ -	
589	52030 REPAIRS & MAINTENANCE	\$ -	\$ -	\$ 60,000.00	\$ 60,000.00	\$ 60,000.00	
590	52032 TRAFFIC MAINTENANCE	\$ -	\$ -	\$ 40,000.00	\$ 40,000.00	\$ 40,000.00	
591	52033 PARKING MAINTENANCE	\$ -	\$ -	\$ 20,000.00	\$ 20,000.00	\$ 20,000.00	
592	52034 CRUSHER MAINTENANCE	\$ -	\$ -	\$ 2,000.00	\$ 2,000.00	\$ 2,000.00	
593	52035 CEMETARY MAINTENANCE	\$ -	\$ -	\$ -	\$ -	\$ -	
594	52036 PARKS & PLAYGROUNDS MAINTENANCE	\$ -	\$ -	\$ -	\$ -	\$ -	
595	52038 UNACCEPTED ROAD MAINTENAN	\$ -	\$ -	\$ -	\$ -	\$ -	
596	52040 INFORMATION TECHNOLOGY	\$ -	\$ 3,034.24	\$ 2,000.00	\$ 2,000.00	\$ 2,000.00	
597	52050 MINOR EQUIPMENT	\$ -	\$ -	\$ 20,000.00	\$ 20,000.00	\$ 20,000.00	
598	52070 EQUIPMENT RENTAL	\$ -	\$ -	\$ 1,000.00	\$ 1,000.00	\$ 1,000.00	
599	52110 ENERGY & UTILITIES	\$ -	\$ -	\$ 55,000.00	\$ 40,000.00	\$ 35,000.00	
600	52120 STREET LIGHTING	\$ -	\$ -	\$ 142,800.00	\$ 150,000.00	\$ 150,000.00	
601	52150 COMMUNICATIONS	\$ -	\$ -	\$ 3,000.00	\$ 30,000.00	\$ 3,000.00	
602	52151 TELECOMMUNICATIONS	\$ -	\$ 482.82	\$ 5,000.00	\$ 7,000.00	\$ 7,000.00	
603	52170 PROFESSIONAL DEV & TRAVEL	\$ -	\$ 442.25	\$ 2,250.00	\$ 2,250.00	\$ 2,250.00	
604	52190 PROFESSIONAL SERVICES	\$ -	\$ 136.00	\$ 13,000.00	\$ 13,000.00	\$ 13,000.00	
605	52192 TREE PLANTING	\$ -	\$ -	\$ 10,000.00	\$ 10,000.00	\$ 2,000.00	
606	52210 SNOW & ICE	\$ -	\$ -	\$ 275,000.00	\$ 300,000.00	\$ 300,000.00	
607	52230 OFFICE SUPPLIES	\$ -	\$ 398.62	\$ 4,000.00	\$ 4,000.00	\$ 4,000.00	
608	52240 VEHICLE SUPPLIES	\$ -	\$ -	\$ 84,000.00	\$ 100,000.00	\$ 100,000.00	
609	52242 COLD PATCH	\$ -	\$ -	\$ -	\$ -	\$ -	
610	52243 VEHICLE FUEL	\$ -	\$ -	\$ 185,000.00	\$ 250,000.00	\$ 200,000.00	
611	52700 ROAD MAINTENANCE	\$ -	\$ -	\$ 80,000.00	\$ 80,000.00	\$ 60,000.00	
612	58602 ROAD RESURFACING EXPENSE	\$ -	\$ -	\$ -	\$ -	\$ 90,000.00	
613	55163 BUILDING REHAB	\$ -	\$ -	\$ 10,000.00	\$ 10,000.00	\$ 10,000.00	
614	* TOTAL 14421	\$ -	\$ 772,335.81	\$ 2,078,538.00	\$ 2,292,739.00	\$ 2,256,187.00	

615
616
617
618

ORG/ OBJ	DEPARTMENT	2011 EXPENDED	2012 EXPENDED	2013 BUDGETED	2014 DEPARTMENT	2014 MAYOR	2014 CITY COUNCIL
619	14420	HIGHWAY					
620	52030	REPAIRS & MAINTENANCE	\$ 17,877.08	\$ 68,605.21	\$ -	\$ -	\$ -
621	52032	TRAFFIC MAINTENANCE	\$ 34,290.03	\$ 52,422.65	\$ -	\$ -	\$ -
622	52033	PARKING MAINTENANCE	\$ 18,706.10	\$ 13,545.16	\$ -	\$ -	\$ -
623	52034	CRUSHER MAINTENANCE	\$ -	\$ 9,309.88	\$ -	\$ -	\$ -
624	52038	UNACCEPTED ROAD MAINTENAN	\$ -	\$ -	\$ -	\$ -	\$ -
625	52040	INFORMATION TECHNOLOGY	\$ 3,546.37	\$ 2,817.34	\$ -	\$ -	\$ -
626	52050	MINOR EQUIPMENT	\$ 9,985.53	\$ 4,530.73	\$ -	\$ -	\$ -
627	52070	EQUIPMENT RENTAL	\$ -	\$ -	\$ -	\$ -	\$ -
628	52110	ENERGY & UTILITIES	\$ 48.09	\$ 48.02	\$ -	\$ -	\$ -
629	52120	STREET LIGHTING	\$ 143,805.34	\$ 146,145.16	\$ -	\$ -	\$ -
630	52150	COMMUNICATIONS	\$ 195.25	\$ 270.94	\$ -	\$ -	\$ -
631	52151	TELECOMMUNICATIONS	\$ 2,667.74	\$ 3,628.08	\$ -	\$ -	\$ -
632	52170	PROFESSIONAL DEV & TRAVEL	\$ 837.00	\$ 921.00	\$ -	\$ -	\$ -
633	52190	PROFESSIONAL SERVICES	\$ 2,030.34	\$ 799.80	\$ -	\$ -	\$ -
634	52210	SNOW & ICE	\$ 444,045.17	\$ 251,268.40	\$ -	\$ -	\$ -
635	52230	OFFICE SUPPLIES	\$ 583.45	\$ 445.71	\$ -	\$ -	\$ -
636	52240	VEHICLE SUPPLIES	\$ 69,868.48	\$ 87,433.12	\$ -	\$ -	\$ -
637	52700	ROAD MAINTENANCE	\$ 43,644.16	\$ 34,791.53	\$ -	\$ -	\$ -
638	58601	ENCUMBRANCES	\$ 41,230.82	\$ -	\$ -	\$ -	\$ -
639	58603	UPGRADE UNACCEPTED STREETS	\$ -	\$ -	\$ -	\$ -	\$ -
640	* TOTAL 14420		\$ 833,360.95	\$ 676,982.73	\$ -	\$ -	\$ -
641							
642	14421	PUBLIC WORKS					
643	51010	DEPT HEAD SALARY & WAGES	\$ 41,753.63	\$ 40,153.28	\$ -	\$ -	\$ -
644	51012	CLERK/ASST SAL & WAGES	\$ 18,816.58	\$ 17,902.00	\$ -	\$ -	\$ -
645	51014	MAINTENANCE CREW SAL&WGS	\$ 628,457.51	\$ 617,346.25	\$ -	\$ -	\$ -
646	51030	OVERTIME	\$ 15,160.51	\$ 29,694.20	\$ -	\$ -	\$ -
647	51031	WEEK-END STANDBY	\$ 18,920.00	\$ 17,380.00	\$ -	\$ -	\$ -
648	51102	WORKING OUT OF GRADE	\$ 3,450.27	\$ 2,106.50	\$ -	\$ -	\$ -
649	51104	MECHANIC / WELDER RATING	\$ 2,096.00	\$ -	\$ -	\$ -	\$ -
650	51105	SICK LEAVE INCENTIVE	\$ 1,233.94	\$ 1,106.62	\$ -	\$ -	\$ -
651	51460	LONGEVITY	\$ 9,605.00	\$ 8,830.00	\$ -	\$ -	\$ -
652	51551	TERMINATION LEAVE	\$ 23,231.39	\$ 18,885.76	\$ -	\$ -	\$ -
653	52030	REPAIRS & MAINTENANCE	\$ -	\$ -	\$ -	\$ -	\$ -
654	52040	INFORMATION TECHNOLOGY	\$ 66.06	\$ 3,034.24	\$ -	\$ -	\$ -
655	51100	SHIFT DIFFERENTIAL	\$ 154.27	\$ 157.27	\$ -	\$ -	\$ -
656	52151	TELECOMMUNICATIONS	\$ 585.71	\$ 482.82	\$ -	\$ -	\$ -
657	52170	PROFESSIONAL DEV & TRAVEL	\$ 337.25	\$ 442.25	\$ -	\$ -	\$ -
658	52190	PROFESSIONAL SERVICES	\$ -	\$ 136.00	\$ -	\$ -	\$ -
659	52230	OFFICE SUPPLIES	\$ 459.36	\$ 398.62	\$ -	\$ -	\$ -
660	52240	VEHICLE SUPPLIES	\$ -	\$ -	\$ -	\$ -	\$ -
661	51090	CLOTH/UNIFORM ALLOWANCE	\$ 9,200.00	\$ 11,580.00	\$ -	\$ -	\$ -
662	* TOTAL 14421		\$ 773,527.48	\$ 769,635.81	\$ -	\$ -	\$ -

ORG/ OBJ	DEPARTMENT	2011 EXPENDED	2012 EXPENDED	2013 BUDGETED	2014 DEPARTMENT	2014 MAYOR	2014 CITY COUNCIL	
663	14429	MUNICIPAL GARAGE						
664	52030	REPAIRS & MAINTENANCE	\$ 28,521.42	\$ 30,895.81	\$ -	\$ -	\$ -	
665	52040	INFORMATION TECHNOLOGY	\$ 3,436.60	\$ 153.00	\$ -	\$ -	\$ -	
666	52050	MINOR EQUIPMENT	\$ 3,299.34	\$ 9,600.86	\$ -	\$ -	\$ -	
667	52110	ENERGY & UTILITIES	\$ 30,359.59	\$ 27,893.20	\$ -	\$ -	\$ -	
668	52150	COMMUNICATIONS	\$ -	\$ -	\$ -	\$ -	\$ -	
669	52151	TELECOMMUNICATIONS	\$ 663.87	\$ 959.29	\$ -	\$ -	\$ -	
670	52170	PROFESSIONAL DEV & TRAVEL	\$ 1,246.15	\$ 1,993.00	\$ -	\$ -	\$ -	
671	52190	PROFESSIONAL SERVICES	\$ 2,002.42	\$ 3,302.61	\$ -	\$ -	\$ -	
672	52240	VEHICLE SUPPLIES	\$ 196,475.63	\$ 194,987.72	\$ -	\$ -	\$ -	
673	55011	HEATING SYSTEM IMPROVEMENTS	\$ -	\$ -	\$ -	\$ -	\$ -	
674	55107	OVERHEAD DOOR REPLACEMENTS	\$ -	\$ -	\$ -	\$ -	\$ -	
675	55123	NEW EQUIPMENT	\$ -	\$ -	\$ -	\$ -	\$ -	
676	55163	BUILDING REHAB	\$ 6,300.39	\$ 13,086.29	\$ -	\$ -	\$ -	
677	57090	CLOTH/UNIFORM ALLOWANCE	\$ -	\$ -	\$ -	\$ -	\$ -	
678	57800	COLD STORAGE BUILDING	\$ -	\$ -	\$ -	\$ -	\$ -	
679	58152	PAINT BUILDING/RESURFACE	\$ 18,991.91	\$ -	\$ -	\$ -	\$ -	
680		* TOTAL 14429	\$ 291,297.32	\$ 282,871.78	\$ -	\$ -	\$ -	
681								
682	14482	AIRPORT						
683	52030	REPAIRS & MAINTENANCE	\$ 3,988.49	\$ (782.18)	\$ 3,750.00	\$ 3,750.00	\$ 3,750.00	
684	52050	MINOR EQUIPMENT	\$ 154.28	\$ 69.96	\$ 50.00	\$ 50.00	\$ 50.00	
685	52110	ENERGY & UTILITIES	\$ 6,111.13	\$ 6,652.93	\$ 6,450.00	\$ 6,000.00	\$ 6,000.00	
686	52150	COMMUNICATIONS	\$ 16.51	\$ 294.50	\$ 150.00	\$ 100.00	\$ 100.00	
687	52170	TELECOMMUNICATIONS	\$ 528.30	\$ 506.56	\$ 550.00	\$ 550.00	\$ 550.00	
688	52190	AIRPORT MANAGER	\$ -	\$ 252.00	\$ -	\$ -	\$ -	
689	52191	PROFESSIONAL SERVICES	\$ 252.00	\$ -	\$ 500.00	\$ 500.00	\$ 500.00	
690	52210	SNOW & ICE	\$ 939.75	\$ 386.70	\$ -	\$ -	\$ -	
691	52230	OFFICE SUPPLIES	\$ -	\$ 74.70	\$ 50.00	\$ 50.00	\$ 50.00	
692	52240	VEHICLE SUPPLIES	\$ 736.32	\$ 462.82	\$ 1,000.00	\$ 1,000.00	\$ 1,000.00	
693		* TOTAL 14482	\$ 12,726.78	\$ 7,917.99	\$ 12,500.00	\$ 12,000.00	\$ 12,000.00	
694								
695	14490	CEMETERY						
696	51024	MAINTENANCE CREW	\$ -	\$ -	\$ -	\$ -	\$ -	
697	52030	REPAIRS & MAINTENANCE	\$ 3,558.86	\$ 3,976.16	\$ -	\$ -	\$ -	
698	52050	MINOR EQUIPMENT	\$ 1,009.62	\$ -	\$ -	\$ -	\$ -	
699	52110	ENERGY & UTILITIES	\$ 2,407.11	\$ 1,842.10	\$ -	\$ -	\$ -	
700	52150	COMMUNICATIONS	\$ -	\$ -	\$ -	\$ -	\$ -	
701	52230	OFFICE SUPPLIES	\$ 101.03	\$ 25.98	\$ -	\$ -	\$ -	
702	52240	VEHICLE SUPPLIES	\$ 1,115.04	\$ 162.80	\$ -	\$ -	\$ -	
703	57090	CLOTH/UNIFORM ALLOWANCE	\$ -	\$ -	\$ -	\$ -	\$ -	
704		* TOTAL 14490	\$ 8,191.66	\$ 6,007.04	\$ -	\$ -	\$ -	

705
706

ORG/ OBJ	DEPARTMENT	2011 EXPENDED	2012 EXPENDED	2013 BUDGETED	2014 DEPARTMENT	2014 MAYOR	2014 CITY COUNCIL
707	15512	HEALTH					
708	51010	DEPT HEAD SALARY & WAGES	\$ 36,534.59	\$ 35,134.25	\$ 35,700.00	\$ 53,550.00	\$ 54,832.00
709	51011	P/T AST SANI INSPE SAL&WG	\$ 31,100.97	\$ 41,153.19	\$ 46,923.00	\$ 46,923.00	\$ 48,045.00
710	51012	CLERK/ASST SAL & WAGES	\$ 34,842.85	\$ 35,176.07	\$ 35,696.00	\$ 35,696.00	\$ 36,550.00
711	51013	P/T CLERK/ASST SALARY & WAGES	\$ 17,982.83	\$ -	\$ -	\$ -	\$ -
712	51014	BOARD & COMM SAL & WAGES	\$ 3,333.29	\$ 3,499.96	\$ 3,500.00	\$ 3,500.00	\$ 3,500.00
713	51030	OVERTIME	\$ 328.37	\$ 65.12	\$ 1,000.00	\$ 1,000.00	\$ 1,000.00
714	51090	CLOTH/UNIFORM ALLOWANCE	\$ 700.00	\$ 700.00	\$ 700.00	\$ 700.00	\$ 700.00
715	51460	LONGEVITY	\$ 800.00	\$ 790.00	\$ 920.00	\$ 1,000.00	\$ 1,000.00
716	51551	TERMINATION LEAVE	\$ -	\$ 623.63	\$ -	\$ -	\$ -
717	52030	REPAIRS & MAINTENANCE	\$ 17.50	\$ 97.31	\$ 500.00	\$ 500.00	\$ 500.00
718	52040	INFORMATION TECHNOLOGY	\$ 2,690.16	\$ 119.99	\$ 300.00	\$ 300.00	\$ 300.00
719	52050	MINOR EQUIPMENT	\$ 551.28	\$ 939.92	\$ 1,000.00	\$ 1,000.00	\$ 1,000.00
720	52150	COMMUNICATIONS	\$ -	\$ 127.00	\$ 300.00	\$ 300.00	\$ 300.00
721	52151	TELECOMMUNICATIONS	\$ 2,869.60	\$ 3,007.05	\$ 4,000.00	\$ 4,000.00	\$ 4,000.00
722	52170	PROFESSIONAL DEV & TRAVEL	\$ 916.70	\$ 1,465.75	\$ 1,800.00	\$ 1,800.00	\$ 1,800.00
723	52190	PROFESSIONAL SERVICES	\$ 3,461.20	\$ 1,456.70	\$ 7,000.00	\$ 7,000.00	\$ 7,000.00
724	52230	OFFICE SUPPLIES	\$ 2,369.00	\$ 1,651.69	\$ 4,000.00	\$ 4,000.00	\$ 4,000.00
725	52240	VEHICLE SUPPLIES	\$ 1,026.34	\$ 210.67	\$ 1,000.00	\$ 1,200.00	\$ 1,200.00
726	52361	TRASH DISPOSAL	\$ -	\$ -	\$ -	\$ -	\$ -
727	54100	NURSING SERVICES	\$ 14,000.00	\$ 16,500.00	\$ 17,000.00	\$ 6,000.00	\$ 6,000.00
728	55371	MUNICIPAL DUMPSTER COLLECTION	\$ 19,714.22	\$ 19,598.39	\$ 20,600.00	\$ 20,000.00	\$ 20,000.00
729	* TOTAL 15512		\$ 173,238.90	\$ 162,316.69	\$ 181,939.00	\$ 188,469.00	\$ 191,727.00
730							
731	15541	COUNCIL ON AGING					
732	51010	DEPT HEAD SALARY & WAGES	\$ 51,192.39	\$ 50,192.39	\$ 51,001.00	\$ 52,020.00	\$ 45,312.00
733	51012	CLERKS/DISPATCHER SAL&WAG	\$ 32,492.69	\$ 31,864.45	\$ 32,378.00	\$ 33,026.00	\$ 33,152.00
734	51013	VAN DRIVER SAL & WAGES	\$ 32,220.85	\$ 31,591.44	\$ 32,100.00	\$ 32,742.00	\$ 32,866.00
735	51016	CUSTODIAN SALARY & WAGES	\$ 35,885.53	\$ 35,191.67	\$ 35,759.00	\$ 36,474.18	\$ 36,614.00
736	51023	ALT VAN DRIVER SALARY & WAGES	\$ 4,463.46	\$ 4,025.75	\$ 4,000.00	\$ 4,000.00	\$ 4,000.00
737	51030	OVERTIME	\$ -	\$ -	\$ 500.00	\$ 500.00	\$ 600.00
738	51460	LONGEVITY	\$ 2,620.00	\$ 2,750.00	\$ 3,015.00	\$ 2,075.00	\$ 2,125.00
739	52030	REPAIRS & MAINTENANCE	\$ 9,689.08	\$ 3,737.03	\$ 3,500.00	\$ 6,000.00	\$ 5,000.00
740	52040	INFORMATION TECHNOLOGY	\$ 49.98	\$ 89.79	\$ 50.00	\$ 50.00	\$ 100.00
741	52050	MINOR EQUIPMENT	\$ -	\$ 169.99	\$ 500.00	\$ 500.00	\$ 500.00
742	52110	ENERGY & UTILITIES	\$ 8,240.70	\$ 9,915.42	\$ 10,000.00	\$ 15,000.00	\$ 12,000.00
743	52150	COMMUNICATIONS	\$ -	\$ -	\$ 200.00	\$ 200.00	\$ 200.00
744	52151	TELECOMMUNICATIONS	\$ -	\$ -	\$ -	\$ -	\$ -
745	52170	PROFESSIONAL DEV & TRAVEL	\$ -	\$ -	\$ -	\$ -	\$ -
746	52190	PROFESSIONAL SERVICES	\$ -	\$ -	\$ -	\$ -	\$ -
747	52230	OFFICE SUPPLIES	\$ 312.76	\$ 623.52	\$ 600.00	\$ 800.00	\$ 800.00
748	51090	CLOTH/UNIFORM ALLOWANCE	\$ 350.00	\$ 350.00	\$ 350.00	\$ 350.00	\$ 350.00
749	57800	BUILDING REPAIRS	\$ 1,429.42	\$ 33,477.64	\$ 4,000.00	\$ 7,000.00	\$ 5,000.00
750	* TOTAL 15541		\$ 178,946.86	\$ 203,979.09	\$ 177,953.00	\$ 190,737.18	\$ 178,619.00

ORG/ OBJ	DEPARTMENT	2011 EXPENDED	2012 EXPENDED	2013 BUDGETED	2014 DEPARTMENT	2014 MAYOR	2014 CITY COUNCIL
751	15542	YOUTH COMMISSION					
752	52230	\$ 105.62	\$ 50.96	\$ 100.00	\$ 100.00	\$ 100.00	
753	52995	\$ 195.79	\$ -	\$ 200.00	\$ 200.00	\$ 200.00	
754	* TOTAL 15542		\$ 301.41	\$ 50.96	\$ 300.00	\$ 300.00	
755							
756	15543	VETERANS					
757	51010	\$ 51,192.38	\$ 50,192.39	\$ 51,001.00	\$ 51,001.00	\$ 52,220.00	
758	51460	\$ 570.00	\$ 600.00	\$ 630.00	\$ 660.00	\$ 660.00	
759	52030	\$ -	\$ -	\$ -	\$ -	\$ -	
760	52050	\$ -	\$ -	\$ -	\$ -	\$ -	
761	52170	\$ 35.00	\$ 35.00	\$ 135.00	\$ 135.00	\$ 135.00	
762	52230	\$ 1,386.98	\$ 424.65	\$ 1,000.00	\$ 1,000.00	\$ 1,000.00	
763	57100	\$ 665,686.39	\$ 677,967.29	\$ 660,000.00	\$ 720,000.00	\$ 700,000.00	
764	* TOTAL 15543		\$ 718,870.75	\$ 729,219.33	\$ 712,766.00	\$ 772,796.00	\$ 754,015.00
765							
766	15549	DISABILITIES COMMISSION					
767	51012	\$ -	\$ -	\$ -	\$ -	\$ -	
768	52170	\$ -	\$ -	\$ 250.00	\$ 250.00	\$ 250.00	
769	52230	\$ -	\$ -	\$ 50.00	\$ 50.00	\$ 50.00	
770	* TOTAL 15549		\$ -	\$ -	\$ 300.00	\$ 300.00	\$ 300.00
771							
772	16610	LIBRARY					
773	51010	\$ 57,929.07	\$ 62,778.95	\$ 66,300.00	\$ 66,300.00	\$ 67,887.00	
774	51011	\$ 37,248.91	\$ 43,269.99	\$ 51,363.00	\$ 51,363.00	\$ 52,592.00	
775	51012	\$ 129,385.96	\$ 95,343.46	\$ 117,189.00	\$ 120,000.00	\$ 119,991.00	
776	51013	\$ 29,024.55	\$ 100,811.25	\$ 68,250.00	\$ 68,250.00	\$ 69,884.00	
777	51014	\$ 37,625.77	\$ 36,890.78	\$ 84,567.00	\$ 84,567.00	\$ 86,966.00	
778	51015	\$ 49,127.65	\$ 19,269.33	\$ -	\$ 7,000.00	\$ 7,000.00	
779	51016	\$ 35,086.74	\$ 34,401.37	\$ 34,944.00	\$ 34,944.00	\$ 35,784.00	
780	51030	\$ 524.35	\$ 524.87	\$ -	\$ 500.00	\$ 500.00	
781	51460	\$ 5,325.00	\$ 4,545.00	\$ 4,395.00	\$ 4,065.00	\$ 4,065.00	
782	51551	\$ 38,322.37	\$ 2,716.12	\$ -	\$ -	\$ -	
783	52030	\$ 22,828.90	\$ 13,249.93	\$ 10,000.00	\$ 5,000.00	\$ 5,000.00	
784	52040	\$ 8,054.46	\$ 8,503.22	\$ 10,000.00	\$ 6,150.00	\$ 6,150.00	
785	52110	\$ 34,990.11	\$ 33,397.86	\$ 35,000.00	\$ 35,000.00	\$ 35,000.00	
786	52150	\$ 792.14	\$ 1,056.16	\$ 1,200.00	\$ 1,200.00	\$ 1,200.00	
787	52151	\$ 2,759.60	\$ 3,193.26	\$ 3,200.00	\$ 3,800.00	\$ 3,800.00	
788	52190	\$ 27,688.00	\$ 29,735.00	\$ 30,000.00	\$ 31,600.00	\$ 31,600.00	
789	52230	\$ 1,579.25	\$ 2,346.14	\$ 2,500.00	\$ 5,000.00	\$ 5,000.00	
790	52231	\$ 4,397.70	\$ 5,141.33	\$ 6,500.00	\$ 3,000.00	\$ 3,000.00	
791	52270	\$ 57,725.84	\$ 62,412.10	\$ 72,000.00	\$ 73,540.00	\$ 73,540.00	
792	57500	\$ 10,859.00	\$ 11,235.00	\$ 11,500.00	\$ 11,700.00	\$ 11,700.00	
793	58205	\$ -	\$ -	\$ -	\$ -	\$ -	
794	* TOTAL 16610		\$ 591,275.37	\$ 570,821.12	\$ 608,908.00	\$ 612,979.00	\$ 620,659.00

ORG/ OBJ	DEPARTMENT	2011 EXPENDED	2012 EXPENDED	2013 BUDGETED	2014 DEPARTMENT	2014 MAYOR	2014 CITY COUNCIL
795	16620 RECREATION						
796	52030 HOLIDAY LIGHTING	\$ -	\$ -	\$ -	\$ 10,000.00	\$ 10,000.00	
797	52190 PROFESSIONAL SERVICES	\$ -	\$ -	\$ 10,000.00	\$ 10,000.00	\$ 10,000.00	
798	55057 CELEBRATIONS&SPEC EVENTS	\$ 305.00	\$ 309.00	\$ 1,000.00	\$ 1,000.00	\$ 1,000.00	
799	58150 PLAYGROUND IMPROVEMENTS	\$ -	\$ -	\$ 10,000.00	\$ 20,000.00	\$ 20,000.00	
800	* TOTAL 16620	\$ 305.00	\$ 309.00	\$ 21,000.00	\$ 41,000.00	\$ 41,000.00	
801	16621 GREENWOOD MEMORIAL POOL						
802	51010 DEPT HEAD SALARY & WAGES	\$ 51,145.61	\$ 50,192.39	\$ 51,001.00	\$ 9,000.00	\$ 9,000.00	
803	51012 CLERK/ASST SAL & WAGES	\$ 277.00	\$ -	\$ -	\$ -	\$ -	
804	51013 P/T LIFE GUARDS SAL&WGS	\$ 37,038.97	\$ 34,278.22	\$ 32,000.00	\$ 25,000.00	\$ 25,000.00	
805	51030 OVERTIME	\$ 131.19	\$ 253.70	\$ -	\$ -	\$ -	
806	51460 LONGEVITY	\$ 1,050.00	\$ 1,095.00	\$ 1,140.00	\$ -	\$ -	
807	52030 REPAIRS & MAINTENANCE	\$ 8,328.89	\$ 6,242.66	\$ 6,000.00	\$ 8,000.00	\$ 8,000.00	
808	52050 MINOR EQUIPMENT	\$ -	\$ -	\$ -	\$ -	\$ -	
809	52110 ENERGY & UTILITIES	\$ 46,108.46	\$ 78,951.26	\$ 50,000.00	\$ 11,500.00	\$ 11,500.00	
810	52150 COMMUNICATIONS	\$ -	\$ -	\$ 800.00	\$ 700.00	\$ 700.00	
811	52151 TELECOMMUNICATIONS	\$ 349.48	\$ 356.24	\$ -	\$ -	\$ -	
812	52170 PROFESSIONAL DEV & TRAVEL	\$ -	\$ 329.00	\$ -	\$ -	\$ -	
813	52230 OFFICE SUPPLIES	\$ -	\$ -	\$ 400.00	\$ 300.00	\$ 300.00	
814	52231 POOL SUPPLIES	\$ 6,546.68	\$ 9,312.18	\$ 9,000.00	\$ 5,500.00	\$ 5,500.00	
815	55162 NEW FIBERGLASS LOCKERS	\$ 1,695.46	\$ -	\$ -	\$ -	\$ -	
816	* TOTAL 16621	\$ 152,671.74	\$ 181,010.65	\$ 150,341.00	\$ 60,000.00	\$ 60,000.00	
817	16625 MUNICIPAL GROUNDS						
818	51010 DEPT HEAD SALARY & WAGES	\$ 66,550.00	\$ 57,750.00	\$ -	\$ -	\$ -	
819	51012 CLERK/ASST SAL & WAGES	\$ 31,858.69	\$ 21,243.31	\$ -	\$ -	\$ -	
820	51013 MAINTENANCE CREW SAL&WGS	\$ 111,102.67	\$ 103,423.70	\$ -	\$ -	\$ -	
821	51014 BOARD & COMM SAL & WAGES	\$ 2,200.00	\$ 2,200.00	\$ -	\$ -	\$ -	
822	51020 P/T PLAYGROUNDS SAL&WGS	\$ -	\$ -	\$ -	\$ -	\$ -	
823	51030 OVERTIME	\$ 8,283.03	\$ 12,401.98	\$ -	\$ -	\$ -	
824	51102 WORKING OUT OF GRADE	\$ 1,084.88	\$ 2,849.42	\$ -	\$ -	\$ -	
825	51460 LONGEVITY	\$ 2,357.50	\$ 2,575.00	\$ -	\$ -	\$ -	
826	51551 TERMINATION LEAVE	\$ -	\$ 41,057.05	\$ -	\$ -	\$ -	
827	52030 REPAIRS & MAINTENANCE	\$ 3,961.32	\$ 3,181.71	\$ -	\$ -	\$ -	
828	52040 INFORMATION TECHNOLOGY	\$ 65.99	\$ -	\$ -	\$ -	\$ -	
829	52050 MINOR EQUIPMENT	\$ -	\$ 1,655.10	\$ -	\$ -	\$ -	
830	52150 COMMUNICATIONS	\$ 140.77	\$ -	\$ -	\$ -	\$ -	
831	52151 TELECOMMUNICATIONS	\$ 2,896.09	\$ 3,307.07	\$ -	\$ -	\$ -	
832	52170 PROFESSIONAL DEV & TRAVEL	\$ 120.00	\$ 60.00	\$ -	\$ -	\$ -	
833	52190 PROFESSIONAL SERVICES	\$ -	\$ -	\$ -	\$ -	\$ -	
834	52230 OFFICE SUPPLIES	\$ 236.44	\$ 458.39	\$ -	\$ -	\$ -	
835	52240 VEHICLE SUPPLIES	\$ 6,551.81	\$ 6,200.15	\$ -	\$ -	\$ -	
836	52990 FLOOD CONTROL	\$ -	\$ -	\$ -	\$ -	\$ -	
837	51090 CLOTH/UNIFORM ALLOWANCE	\$ 2,050.00	\$ 1,550.00	\$ -	\$ -	\$ -	
838	* TOTAL 16625	\$ 239,459.19	\$ 259,912.88	\$ -	\$ -	\$ -	

ORG/ OBJ	DEPARTMENT	2011 EXPENDED	2012 EXPENDED	2013 BUDGETED	2014 DEPARTMENT	2014 MAYOR	2014 CITY COUNCIL
839	16630	PARKS					
840	52030	REPAIRS & MAINTENANCE	\$ 1,471.52	\$ 486.96	\$ -	\$ -	\$ -
841	52110	ENERGY & UTILITIES	\$ 1,882.20	\$ 1,927.37	\$ -	\$ -	\$ -
842	52150	COMMUNICATIONS	\$ 85.68	\$ -	\$ -	\$ -	\$ -
843	58150	PLAYGROUND IMPROVEMENTS	\$ 5,068.09	\$ 10,718.02	\$ -	\$ -	\$ -
844	* TOTAL 16630		\$ 8,507.49	\$ 13,132.35	\$ -	\$ -	\$ -
845	16650	HISTORICAL COMMISSION					
846	52170	PROFESSIONAL DEV & TRAVEL	\$ -	\$ -	\$ -	\$ -	\$ -
847	52190	PROFESSIONAL SERVICES	\$ -	\$ -	\$ -	\$ -	\$ -
848	52230	OFFICE SUPPLIES	\$ -	\$ -	\$ 200.00	\$ 200.00	\$ 200.00
849	55141	CEMETERY RESTORATION	\$ -	\$ -	\$ -	\$ -	\$ -
850	55149	LUCY STONE COMM MARKERS	\$ -	\$ -	\$ -	\$ -	\$ -
851	55150	MARKER, UPTOWN HISTORIC DIST	\$ -	\$ -	\$ -	\$ -	\$ -
852	55151	PRINTING, GARDNER: A PORTRAIT	\$ -	\$ -	\$ -	\$ -	\$ -
853	* TOTAL 16650		\$ -	\$ -	\$ 200.00	\$ 200.00	\$ 200.00
854							
855	17710	DEBT SERVICE					
856	57600	PRINCIPAL - INSIDE DEBT	\$ 698,094.00	\$ 1,262,046.91	\$ 1,040,000.00	\$ 190,000.00	\$ 190,000.00
857	57601	PRINCIPAL - OUTSIDE DEBT	\$ 770,500.00	\$ 1,301,871.71	\$ 765,500.00	\$ 1,646,600.00	\$ 1,346,600.00
858	57610	INTEREST - INSIDE DEBT	\$ 55,061.25	\$ 45,364.99	\$ 32,800.00	\$ 22,000.00	\$ 22,000.00
859	57611	INTEREST - OUTSIDE DEBT	\$ 260,036.65	\$ 227,415.38	\$ 195,000.00	\$ 165,528.00	\$ 166,000.00
860	57621	INTEREST TEMPORARY LOANS	\$ 10,908.10	\$ 28,715.92	\$ 80,000.00	\$ 100,000.00	\$ 90,000.00
861	* TOTAL 17710		\$ 1,794,600.00	\$ 2,865,414.91	\$ 2,113,300.00	\$ 2,124,128.00	\$ 1,814,600.00
862							
863	19910	CONTRIBUTORY RETIREMENT					
864	51011	EXECUTIVE SEC SAL & WAGES	\$ 51,568.82	\$ 53,752.04	\$ 55,684.00	\$ 59,011.00	\$ 59,011.00
865	51014	BOARD & COMM SAL & WAGES	\$ 15,300.00	\$ 15,050.00	\$ 15,300.00	\$ 15,300.00	\$ 15,300.00
866	51023	PART TIME SALARY & WAGES	\$ -	\$ 860.75	\$ 5,000.00	\$ 5,000.00	\$ 5,000.00
867	51030	OVERTIME	\$ -	\$ -	\$ -	\$ -	\$ -
868	51460	LONGEVITY	\$ 420.00	\$ 450.00	\$ 480.00	\$ 510.00	\$ 510.00
869	51551	TERMINATION LEAVE	\$ -	\$ -	\$ -	\$ -	\$ -
870	57070	CONTRIB RETIRE ASSESSMENT	\$ 2,517,859.00	\$ 2,571,175.00	\$ 2,744,652.00	\$ 2,868,828.00	\$ 2,868,828.00
871	57071	MILITARY LEAVE ASSESSMENT	\$ -	\$ -	\$ -	\$ -	\$ -
872	57072	WORKER'S COMP ASSESSMENT	\$ -	\$ 8,045.95	\$ -	\$ -	\$ -
873	* TOTAL 19910		\$ 2,585,147.82	\$ 2,649,333.74	\$ 2,821,116.00	\$ 2,948,649.00	\$ 2,948,649.00
874	19911	NON-CONTRIB RETIREMENT					
875	57181	WIDOW'S ANNUITY	\$ -	\$ -	\$ -	\$ -	\$ -
876	57182	WIDOW'S ANNUITY-CHAP 420	\$ -	\$ -	\$ -	\$ -	\$ -
877	57183	WIDOW'S ANNUITY-CHAP 318	\$ -	\$ -	\$ -	\$ -	\$ -
878	57185	POLICE PENSIONS	\$ -	\$ -	\$ -	\$ -	\$ -
879	57186	FIRE PENSIONS	\$ -	\$ -	\$ -	\$ -	\$ -
880	57188	SCHOOL PENSIONS	\$ 33,922.08	\$ 34,282.08	\$ 34,673.00	\$ 35,063.00	\$ -
881	57189	HIGHWAY PENSIONS	\$ -	\$ -	\$ -	\$ -	\$ -
882	* TOTAL 19911		\$ 33,922.08	\$ 34,282.08	\$ 34,673.00	\$ 35,063.00	\$ -

ORG/ OBJ	DEPARTMENT	2011 EXPENDED	2012 EXPENDED	2013 BUDGETED	2014 DEPARTMENT	2014 MAYOR	2014 CITY COUNCIL
883							
884	19914	EMPLOYEE BENEFITS					
885	52200	\$ 4,725.00	\$ 4,725.00	\$ 6,600.00	\$ 6,600.00	\$ 6,600.00	
886	57010	\$ 139,013.00	\$ 156,347.00	\$ 170,000.00	\$ 170,000.00	\$ 170,000.00	
887	57011	\$ -	\$ -	\$ -	\$ -	\$ -	
888	57020	\$ 390.00	\$ 780.00	\$ 1,000.00	\$ 1,000.00	\$ 1,000.00	
889	57021	\$ 42,492.85	\$ 64,230.02	\$ 210,000.00	\$ 250,000.00	\$ 225,000.00	
890	57022	\$ 78,822.60	\$ 81,494.11	\$ -	\$ -	\$ -	
891	57040	\$ 107,530.44	\$ 107,263.24	\$ 330,000.00	\$ 355,000.00	\$ 355,000.00	
892	57041	\$ 217,071.70	\$ 221,649.79	\$ -	\$ -	\$ -	
893	57051	\$ 21,956.70	\$ 22,972.25	\$ 54,000.00	\$ 54,000.00	\$ 54,000.00	
894	57052	\$ 29,978.73	\$ 28,739.01	\$ -	\$ -	\$ -	
895	57060	\$ 2,953,130.00	\$ 2,913,980.65	\$ 6,808,015.00	\$ 6,876,095.15	\$ 6,876,095.00	
896	57061	\$ 3,988,973.46	\$ 3,825,164.48	\$ -	\$ -	\$ -	
897	57062	\$ 27,326.86	\$ 29,362.34	\$ 30,000.00	\$ 30,000.00	\$ 30,000.00	
898	57064	\$ 1,978.32	\$ -	\$ -	\$ -	\$ -	
899	* TOTAL 19914	\$ 7,613,389.66	\$ 7,456,707.89	\$ 7,609,615.00	\$ 7,742,695.15	\$ 7,717,695.00	
900							
901	19945	INSURANCES					
902	57501	\$ 237,394.08	\$ 239,248.98	\$ 290,000.00	\$ 295,000.00	\$ 290,000.00	
903	57503	\$ 49,490.03	\$ 50,354.36	\$ 60,000.00	\$ 65,000.00	\$ 65,000.00	
904	57504	\$ 72,256.58	\$ 69,105.98	\$ 80,000.00	\$ 85,000.00	\$ 80,000.00	
905	* TOTAL 19945	\$ 359,140.69	\$ 358,709.32	\$ 430,000.00	\$ 445,000.00	\$ 435,000.00	
906							
907	19999	OTHER EXPENDITURES					
908	59040	\$ 588,821.00	\$ 413,000.00	\$ -	\$ -	\$ -	
909	59991	\$ 3,769.42	\$ 7,310.74	\$ -	\$ -	\$ -	
910		\$ -	\$ -	\$ 52,500.00	\$ 60,000.00	\$ -	
911	59998	\$ 12,734.74	\$ 12,276.21	\$ -	\$ -	\$ -	
912	* TOTAL 19999	\$ 605,325.16	\$ 432,586.95	\$ 52,500.00	\$ 60,000.00	\$ -	
913							
914	TOTAL GENERAL GOVERNMENT		\$ 25,053,006.58	\$ 26,011,563.46	\$ 26,011,363.00	\$ 26,782,756.05	\$ 26,376,130.00
915							
916							
917							
918							
919							
920							
921							
922							
923							
924							
925							
926							

ORG/ OBJ	DEPARTMENT	2011 EXPENDED	2012 EXPENDED	2013 BUDGETED	2014 DEPARTMENT	2014 MAYOR	2014 CITY COUNCIL
927	61440 SEWER						
928	51010 DEPT HEAD SALARY & WAGES	\$ 20,077.18	\$ 20,077.16	\$ 22,000.00	\$ 22,000.00	\$ 22,527.00	
929	51011 ENGINEER SALARY & WAGES	\$ 21,833.70	\$ 21,833.69	\$ 22,185.00	\$ 22,185.00	\$ 22,716.00	
930	51012 CLERK/ASST SAL & WAGES	\$ 35,993.58	\$ 35,297.64	\$ 35,866.00	\$ 35,866.00	\$ 36,724.00	
931	51013 PART TIME CLERK	\$ 16,136.43	\$ -	\$ -	\$ -	\$ -	
932	51014 MAINTENANCE CREW-SAL&WGS	\$ 44,208.48	\$ 37,497.60	\$ 42,579.00	\$ 42,579.00	\$ 42,579.00	
933	51015 DPW CLERK SALARY	\$ 9,048.05	\$ 8,951.51	\$ 9,196.00	\$ 9,196.00	\$ 9,416.00	
934	51020 ENGINEER SALARY	\$ -	\$ -	\$ -	\$ -	\$ -	
935	51030 OVERTIME	\$ 12.44	\$ 335.33	\$ 4,000.00	\$ 4,000.00	\$ 4,000.00	
936	51090 CLOTH/UNIFORM ALLOWANCE	\$ 700.00	\$ 700.00	\$ 700.00	\$ -	\$ -	
937	51102 WORKING OUT OF GRADE	\$ -	\$ -	\$ 1,000.00	\$ -	\$ -	
938	51105 SICK LEAVE INCENTIVE	\$ 740.80	\$ 868.00	\$ 1,000.00	\$ -	\$ -	
939	51460 LONGEVITY	\$ 967.50	\$ 820.00	\$ 640.00	\$ 990.00	\$ 990.00	
940	51551 TERMINATION LEAVE	\$ -	\$ -	\$ -	\$ -	\$ -	
941	52030 REPAIRS & MAINTENANCE	\$ 4,562.74	\$ 4,034.15	\$ 500.00	\$ 500.00	\$ 500.00	
942	52031 REPAIRS TO MAINS	\$ 7,038.37	\$ 7,628.86	\$ 50,000.00	\$ 50,000.00	\$ 50,000.00	
943	52040 INFORMATION TECHNOLOGY	\$ 216.45	\$ 21,467.02	\$ -	\$ -	\$ -	
944	52050 NEW EQUIPMENT	\$ -	\$ 41,412.00	\$ 50,000.00	\$ 50,000.00	\$ 60,000.00	
945	52110 ENERGY & UTILITIES	\$ -	\$ -	\$ -	\$ -	\$ -	
946	52150 COMMUNICATIONS	\$ 471.10	\$ 577.22	\$ 300.00	\$ 300.00	\$ 300.00	
947	52151 TELECOMMUNICATIONS	\$ 911.50	\$ 1,357.46	\$ 2,000.00	\$ 1,000.00	\$ 1,000.00	
948	52170 PROFESSIONAL DEV & TRAVEL	\$ 424.50	\$ 265.00	\$ 750.00	\$ 750.00	\$ 750.00	
949	52190 PROFESSIONAL SERVICES	\$ 34,920.23	\$ 104,864.93	\$ 20,000.00	\$ 25,000.00	\$ 25,000.00	
950	52192 WPAT ADMINISTRATIVE FEES	\$ -	\$ -	\$ -	\$ -	\$ -	
951	52230 OFFICE SUPPLIES	\$ 4,117.27	\$ 3,440.79	\$ 10,000.00	\$ 10,000.00	\$ 10,000.00	
952	52231 CHEMICAL TREATMENT	\$ 57,644.00	\$ 57,237.00	\$ 60,000.00	\$ -	\$ -	
953	52240 VEHICLE SUPPLIES	\$ -	\$ 1,958.95	\$ -	\$ -	\$ -	
954	52360 AWWTP CONTRACT OPERATIONS	\$ 1,275,013.58	\$ 1,272,226.30	\$ 1,336,835.00	\$ 1,413,225.00	\$ 1,413,225.00	
955	52380 INDIRECT COSTS REIMBURSE	\$ -	\$ -	\$ 100,000.00	\$ 150,000.00	\$ 115,000.00	
956	55030 SEWER SYSTEM MODEL SOFTWARE	\$ -	\$ -	\$ 10,000.00	\$ 10,000.00	\$ 10,000.00	
957	55032 COPPER OPTIMIZATION STUDY	\$ -	\$ -	\$ 5,000.00	\$ 5,000.00	\$ 5,000.00	
958	55035 NPDES REPORT / WWTF STUDY	\$ 13,343.51	\$ 5,490.00	\$ 5,000.00	\$ 6,000.00	\$ 6,000.00	
959	55123 COLD STORAGE BUILDING	\$ -	\$ -	\$ -	\$ -	\$ -	
960	55139 I & I REMOVAL	\$ 164,189.01	\$ 831,887.90	\$ 600,000.00	\$ 600,000.00	\$ 600,000.00	
961	56902 TAXES OTHER TOWNS	\$ -	\$ -	\$ 300.00	\$ 300.00	\$ 300.00	
962	57090 CLOTH/UNIFORM ALLOWANCE	\$ -	\$ -	\$ -	\$ -	\$ -	
963	57601 PRINCIPAL - OUTSIDE DEBT	\$ 155,932.57	\$ 156,471.63	\$ 156,150.00	\$ 158,122.00	\$ 158,122.00	
964	57611 INTEREST - OUTSIDE DEBT	\$ 63,019.07	\$ 56,487.07	\$ 36,857.00	\$ 42,430.00	\$ 42,430.00	
965	62050 ENCUMB NEW EQUIPMENT	\$ 12,599.00	\$ -	\$ -	\$ -	\$ -	
966	62190 ENCUMB PROFESSIONAL SERV	\$ 9,863.75	\$ -	\$ -	\$ -	\$ -	
967	62360 ENCUMB AWWT CONT&OPERATIO	\$ 102,387.90	\$ -	\$ -	\$ -	\$ -	
968	65034 ENC. FACILITY ASSESS. INVENTOR	\$ 1,400.49	\$ -	\$ -	\$ -	\$ -	
969	65139 ENCUMB I & I REMOVAL	\$ 546,132.89	\$ -	\$ -	\$ -	\$ -	
970	* TOTAL 61440	\$ 2,603,906.09	\$ 2,693,187.21	\$ 2,582,858.00	\$ 2,659,443.00	\$ 2,636,579.00	

ORG/ OBJ	DEPARTMENT	2011 EXPENDED	2012 EXPENDED	2013 BUDGETED	2014 DEPARTMENT	2014 MAYOR	2014 CITY COUNCIL
971	62450 WATER						
972	51010 DEPT HEAD SALARY & WAGES	\$ 20,076.85	\$ 20,077.16	\$ 22,000.00	\$ 22,000.00	\$ 22,527.00	
973	51011 ENGINEER SALARY & WAGES	\$ 21,833.70	\$ 21,833.69	\$ 22,185.00	\$ 22,185.00	\$ 22,716.00	
974	51012 CLERK/ASST SAL & WAGES	\$ 35,993.57	\$ 35,297.64	\$ 35,866.00	\$ 35,866.00	\$ 36,724.00	
975	51014 MAINTENANCE CREW SAL&WGS	\$ 51,536.32	\$ 50,529.60	\$ 51,335.00	\$ 51,335.00	\$ 52,576.00	
976	51015 PW CLERK SALARY	\$ 9,047.72	\$ 8,951.51	\$ 9,196.00	\$ 9,196.00	\$ 9,416.00	
977	51020 ENGINEER SALARY	\$ -	\$ -	\$ -	\$ -	\$ -	
978	51030 OVERTIME	\$ 616.16	\$ 214.19	\$ 4,000.00	\$ 4,000.00	\$ 4,000.00	
979	51031 STANDBY	\$ -	\$ -	\$ -	\$ -	\$ -	
980	51090 CLOTH/UNIFORM ALLOWANCE	\$ 700.00	\$ 700.00	\$ 700.00	\$ 700.00	\$ 700.00	
981	51105 SICK LEAVE INCENTIVE	\$ -	\$ -	\$ 100.00	\$ 100.00	\$ 100.00	
982	51460 LONGEVITY	\$ 665.00	\$ 730.00	\$ 820.00	\$ 540.00	\$ 540.00	
983	52030 REPAIRS & MAINTENANCE	\$ 13,048.61	\$ 3,488.34	\$ 1,000.00	\$ 1,000.00	\$ 1,000.00	
984	52031 REPAIRS TO MAINS	\$ 18,877.43	\$ 12,562.23	\$ 20,000.00	\$ 20,000.00	\$ 20,000.00	
985	52040 INFORMATION TECHNOLOGY	\$ 270.00	\$ 6,896.02				
986	52050 MINOR EQUIPMENT	\$ -	\$ -	\$ -	\$ -	\$ -	
987	52110 ENERGY & UTILITIES	\$ -	\$ -	\$ -	\$ -	\$ -	
988	52150 COMMUNICATIONS	\$ 413.10	\$ 459.42	\$ 1,000.00	\$ 300.00	\$ 300.00	
989	52151 TELECOMMUNICATIONS	\$ 532.82	\$ 542.99	\$ 600.00	\$ 1,000.00	\$ 1,000.00	
990	52170 PROFESSIONAL DEV & TRAVEL	\$ 641.50	\$ 843.00	\$ 1,000.00	\$ 1,000.00	\$ 1,000.00	
991	52190 PROFESSIONAL SERVICES	\$ 17,819.08	\$ 16,894.30	\$ 25,000.00	\$ 25,000.00	\$ 25,000.00	
992	52192 WPAT ADMINISTRATIVE FEES	\$ 17,387.76	\$ 16,531.97	\$ 10,196.00	\$ 12,300.00	\$ 12,300.00	
993	52193 VULNERABILITY ASSESSMENT	\$ -	\$ -	\$ -	\$ -	\$ 10,000.00	
994	52230 OFFICE SUPPLIES	\$ 2,168.44	\$ 2,922.83	\$ 10,000.00	\$ 10,000.00	\$ 10,000.00	
995	52240 VEHICLE SUPPLIES	\$ -	\$ 749.30	\$ -	\$ -	\$ -	
996	52194 DAM INSPECTIONS	\$ 35.52	\$ 5,000.00	\$ 12,000.00	\$ 12,000.00	\$ 12,000.00	
997	52359 CONTRACT OPERATIONS	\$ 1,362,103.12	\$ 1,363,886.29	\$ 1,432,415.00	\$ 1,442,075.00	\$ 1,442,075.00	
998	52380 INDIRECT COSTS REIMBURSE	\$ -	\$ -	\$ 110,000.00	\$ 160,000.00	\$ 150,000.00	
999	56902 TAXES OTHER TOWNS	\$ 2,881.56	\$ 6,272.62	\$ 3,200.00	\$ 3,000.00	\$ 3,000.00	
1000	57090 CLOTH/UNIFORM ALLOWANCE	\$ -	\$ -	\$ -	\$ -	\$ -	
1001	57600 PRINCIPAL - INSIDE DEBT	\$ 1,391.00	\$ 16,692.00	\$ -	\$ -	\$ -	
1002	57601 PRINCIPAL - OUTSIDE DEBT	\$ 1,027,675.55	\$ 1,040,062.90	\$ 1,057,485.00	\$ 1,100,705.00	\$ 1,100,705.00	
1003	57610 INTEREST - INSIDE DEBT	\$ 904.00	\$ 1,096.04	\$ -	\$ -	\$ -	
1004	57611 INTEREST - OUTSIDE DEBT	\$ 563,152.12	\$ 538,156.47	\$ 450,083.00	\$ 362,174.00	\$ 362,174.00	
1005	62150 ENCUMB COMMUNICATIONS	\$ -	\$ -	\$ -	\$ -	\$ -	
1006	62190 ENCUMB PROFESSIONAL SERV	\$ -	\$ -	\$ -	\$ -	\$ -	
1007	62194 ENCUMB DAM INSPECTIONS	\$ -	\$ -	\$ -	\$ -	\$ -	
1008	62232 ENC WATER SYSTEM SUPPLIES	\$ -	\$ -	\$ -	\$ -	\$ -	
1009	62359 ENCUMB CONTRACT OPERATIONS	\$ 106,221.57	\$ -	\$ -	\$ -	\$ -	
1010	65034 ENC. FACILITY ASSESS. INVENTOR	\$ -	\$ -	\$ -	\$ -	\$ -	
1011	68252 ENC BOND-WATER TREAT PLAN	\$ 14,599.26	\$ -	\$ -	\$ -	\$ -	
1012	68510 ENCUMB WATER MAIN REPLACEMENT	\$ -	\$ -	\$ -	\$ -	\$ -	
1013	68513 ENC. PINE ST. WATER MAIN	\$ -	\$ -	\$ -	\$ -	\$ -	
1014	* TOTAL 62450	\$ 3,290,591.76	\$ 3,171,390.51	\$ 3,280,181.00	\$ 3,296,476.00	\$ 3,299,853.00	

ORG/ OBJ	DEPARTMENT	2011 EXPENDED	2012 EXPENDED	2013 BUDGETED	2014 DEPARTMENT	2014 MAYOR	2014 CITY COUNCIL
1015							
1016	63640	GOLF COURSE					
1017	51010	DEPT HEAD SALARY & WAGES	\$ 60,080.11	\$ 66,155.01	\$ 67,320.00	\$ 67,320.00	\$ 68,932.00
1018	51011	GOLF PRO SALARY	\$ 52,702.17	\$ 58,076.88	\$ 59,160.00	\$ 40,124.00	\$ 40,124.00
1019	51012	CLERK/ASST SAL & WAGES	\$ -	\$ 10,621.13	\$ 10,782.00	\$ 10,622.00	\$ 11,040.00
1020	51013	LABORERS SALARY & WAGES	\$ 161,153.93	\$ 115,262.00	\$ 131,000.00	\$ 135,000.00	\$ 135,000.00
1021	51018	PRO SHOP SALARY & WAGES	\$ 33,548.20	\$ 29,692.00	\$ 37,500.00	\$ 37,500.00	\$ 37,500.00
1022	51030	OVERTIME	\$ 6,195.38	\$ 6,498.01	\$ 8,900.00	\$ 8,900.00	\$ 8,900.00
1023	51090	CLOTH/UNIFORM ALLOWANCE	\$ 2,650.00	\$ 2,650.00	\$ 2,150.00	\$ 2,800.00	\$ 2,150.00
1024	51102	WORKING OUT OF GRADE	\$ -	\$ -	\$ -	\$ -	\$ -
1025	51460	LONGEVITY	\$ 3,917.50	\$ 3,945.00	\$ 3,260.00	\$ 3,945.00	\$ 3,945.00
1026	51551	TERMINATION LEAVE	\$ -	\$ 30,637.44	\$ -	\$ -	\$ -
1027	52030	REPAIRS & MAINTENANCE	\$ 24,919.93	\$ 15,074.22	\$ 34,000.00	\$ 19,500.00	\$ 19,500.00
1028	52031	CART RENTALS	\$ 76,448.40	\$ 78,338.88	\$ 78,000.00	\$ 79,500.00	\$ 79,500.00
1029	52040	INFORMATION TECHNOLOGY	\$ 9,145.74	\$ 2,100.00	\$ -	\$ -	\$ -
1030	52050	MINOR EQUIPMENT	\$ 9,852.00	\$ -	\$ 3,500.00	\$ 5,000.00	\$ 5,000.00
1031	52110	ENERGY & UTILITIES	\$ 25,828.21	\$ 25,810.65	\$ 23,000.00	\$ 25,000.00	\$ 25,000.00
1032	52150	COMMUNICATIONS	\$ 3,440.86	\$ 2,445.04	\$ 1,920.00	\$ -	\$ -
1033	52151	TELECOMMUNICATIONS	\$ 4,276.11	\$ 3,908.76	\$ 4,000.00	\$ 6,720.00	\$ 6,720.00
1034	52170	PROFESSIONAL DEV & TRAVEL	\$ 2,081.00	\$ 1,277.02	\$ 5,450.00	\$ 2,500.00	\$ 2,500.00
1035	52190	GOLF PRO	\$ -	\$ 2,127.83	\$ -	\$ -	\$ -
1036	52191	PROFESSIONAL SERVICES	\$ 6,525.77	\$ -	\$ 2,400.00	\$ 2,600.00	\$ 2,600.00
1037	52230	OFFICE SUPPLIES	\$ 1,265.13	\$ 485.83	\$ 1,500.00	\$ 1,000.00	\$ 1,000.00
1038	52231	GOLF COURSE SUPPLIES	\$ 36,084.67	\$ 49,848.34	\$ 37,500.00	\$ 51,500.00	\$ 51,500.00
1039	52240	VEHICLE SUPPLIES	\$ 21,222.64	\$ 23,474.18	\$ 20,000.00	\$ 23,000.00	\$ 23,000.00
1040	52380	INDIRECT COSTS REIMBURSE	\$ 15,013.98	\$ -	\$ 145,000.00	\$ 142,000.00	\$ 132,000.00
1041	55072	GOLF COURSE IMPROVEMENTS	\$ 5,864.00	\$ -	\$ -	\$ -	\$ -
1042	55073	GOLF COURSE PUMP STATION	\$ -	\$ -	\$ -	\$ -	\$ -
1043	55079	FAIRWAY DRAINAGE	\$ -	\$ -	\$ -	\$ -	\$ -
1044	57090	CLOTH/UNIFORM ALLOWANCE	\$ -	\$ -	\$ -	\$ -	\$ -
1045	57303	WATER	\$ -	\$ 8,253.92	\$ 14,500.00	\$ 14,500.00	\$ 14,500.00
1046	57601	PRINCIPAL - OUTSIDE DEBT	\$ 20,372.00	\$ 22,000.00	\$ 33,000.00	\$ 33,000.00	\$ 33,000.00
1047	57621	INTEREST - TEMPORARY LOANS	\$ 1,455.61	\$ 1,041.38	\$ -	\$ -	\$ -
1048	58251	RESTAURANT RENOVATIONS	\$ -	\$ -	\$ -	\$ -	\$ -
1049	59998	TRANSFER TO SEWER FUND	\$ -	\$ -	\$ -	\$ -	\$ -
1050	61551	ENCUMB TERM LEAVE	\$ -	\$ -	\$ -	\$ -	\$ -
1051	62030	ENCUMB REPAIRS & MAINTEN	\$ -	\$ -	\$ -	\$ -	\$ -
1052	62050	ENCUMB EQUIPMENT	\$ 2,692.95	\$ -	\$ -	\$ -	\$ -
1053	62110	ENCUMB ENERGY & UTILITIES	\$ -	\$ -	\$ -	\$ -	\$ -
1054	62191	ENCUMB PROFESSIONAL SERVICES	\$ -	\$ -	\$ -	\$ -	\$ -
1055	65072	ENCUMB GOLF COURSE IMPROVEMENT	\$ 30,000.00	\$ -	\$ -	\$ -	\$ -
1056	65073	ENCUMB GOLF COURSE PUMP STATIO	\$ -	\$ -	\$ -	\$ -	\$ -
1057	65079	ENCUMB FAIRWAY DRAINAGE	\$ 925.27	\$ -	\$ -	\$ -	\$ -
1058		* TOTAL 63640	\$ 617,661.56	\$ 559,723.52	\$ 723,842.00	\$ 712,031.00	\$ 703,411.00

ORG/ OBJ	DEPARTMENT	2011 EXPENDED	2012 EXPENDED	2013 BUDGETED	2014 DEPARTMENT	2014 MAYOR	2014 CITY COUNCIL	
1059								
1060	64433	LANDFILL CLOSURE EXPENSES						
1061	51010	\$ 17,567.39	\$ 17,567.39	\$ 17,850.00	\$ 17,850.00	\$ 18,278.00		
1062	51011	\$ 19,950.39	\$ 19,950.84	\$ 20,272.00	\$ -	\$ -		
1063	52030	\$ 8,830.00	\$ 7,300.00	\$ 15,000.00	\$ 15,000.00	\$ 15,000.00		
1064	52031	\$ 936.88	\$ 6,694.70	\$ 10,000.00	\$ 10,000.00	\$ 10,000.00		
1065	52050	\$ 149.99	\$ -	\$ -	\$ -	\$ -		
1066	52110	\$ 6,075.05	\$ 5,228.06	\$ 5,000.00	\$ 5,000.00	\$ 5,000.00		
1067	52150	\$ 2,033.55	\$ -	\$ 3,000.00	\$ -	\$ -		
1068	52151	\$ -	\$ 2,365.14	\$ -	\$ 3,000.00	\$ 3,000.00		
1069	52190	\$ 50,984.74	\$ 24,644.52	\$ 40,000.00	\$ 40,000.00	\$ 40,000.00		
1070	52270	\$ -	\$ 975.75	\$ 5,000.00	\$ 5,000.00	\$ 5,000.00		
1071	52271	\$ 2,404.07	\$ 11,042.79	\$ 20,000.00	\$ 20,000.00	\$ 20,000.00		
1072	52272	\$ 14,836.33	\$ 12,020.48	\$ 12,000.00	\$ 5,000.00	\$ 5,000.00		
1073	52380	\$ -	\$ -	\$ 3,000.00	\$ 3,000.00	\$ 3,000.00		
1074	68160	\$ 998.98	\$ -	\$ -	\$ -	\$ -		
1075	** TOTAL 640	\$ 124,767.37	\$ 107,789.67	\$ 151,122.00	\$ 123,850.00	\$ 124,278.00		
1076								
1077								
1078								
1079								
1080								
1081								
1082								
1083								
1084								
1085								
1086								
1087								
1088								
1089								
1090								
1091								
1092								
1093								
1094								
1095								
1096								
1097								
1098								
1099								
1100								
1101								
1102								

ORG/ OBJ	DEPARTMENT	2011 EXPENDED	2012 EXPENDED	2013 BUDGETED	2014 DEPARTMENT	2014 MAYOR	2014 CITY COUNCIL
1103	65430	SOLID WASTE EXPENSES					
1104	51010	\$ 17,567.06	\$ 17,567.39	\$ 17,850.00	\$ -	\$ -	
1105	51011	\$ 20,765.38	\$ 19,950.84	\$ 20,272.00	\$ 40,544.00	\$ 41,510.00	
1106	51013	\$ 16,136.43	\$ 29,838.17	\$ 32,159.00	\$ 32,159.00	\$ 32,928.00	
1107	51018	\$ 13,425.85	\$ 13,205.56	\$ 15,200.00	\$ 15,200.00	\$ 15,200.00	
1108	51030	\$ 752.38	\$ 86.35	\$ 500.00	\$ 500.00	\$ 500.00	
1109	51090	\$ 700.00	\$ 350.00	\$ 700.00	\$ 700.00	\$ 700.00	
1110	51460	\$ 362.50	\$ 640.00	\$ 745.00	\$ 1,500.00	\$ 1,500.00	
1111	52030	\$ 1,357.36	\$ 4,785.62	\$ 30,000.00	\$ 20,000.00	\$ 20,000.00	
1112	52040	\$ -	\$ 207.23	\$ -	\$ -	\$ -	
1113	52050	\$ 6,702.05	\$ 1,524.09	\$ 4,000.00	\$ 5,000.00	\$ 5,000.00	
1114	52110	\$ 517.51	\$ 600.98	\$ 6,000.00	\$ 5,000.00	\$ 5,000.00	
1115	52150	\$ 321.30	\$ -	\$ -	\$ -	\$ -	
1116	52170	\$ 101.32	\$ 475.52	\$ 500.00	\$ 500.00	\$ 500.00	
1117	52190	\$ 8,537.62	\$ 11,932.72	\$ 15,000.00	\$ 15,000.00	\$ 15,000.00	
1118	52230	\$ 1,660.32	\$ 1,667.05	\$ 2,000.00	\$ 2,000.00	\$ 2,000.00	
1119	52232	\$ 11,668.02	\$ -	\$ 15,000.00	\$ 15,000.00	\$ 15,000.00	
1120	52240	\$ 1,358.22	\$ 4,330.94	\$ 3,000.00	\$ 6,500.00	\$ 6,500.00	
1121	52361	\$ 327,651.38	\$ 375,711.12	\$ 365,000.00	\$ 400,000.00	\$ 400,000.00	
1122	52362	\$ 21,524.40	\$ 23,471.77	\$ 25,000.00	\$ 40,000.00	\$ 40,000.00	
1123	52380	\$ -	\$ -	\$ 40,000.00	\$ 40,000.00	\$ 40,000.00	
1124	55123	\$ 135,562.95	\$ -	\$ -	\$ -	\$ -	
1125	55126	\$ 167,893.01	\$ 171,019.85	\$ 178,000.00	\$ 179,500.00	\$ 179,500.00	
1126	55361	\$ 388,611.87	\$ 387,309.79	\$ 401,000.00	\$ 406,513.00	\$ 406,513.00	
1127	55363	\$ 55,555.50	\$ 55,888.80	\$ 58,000.00	\$ 58,660.00	\$ 58,660.00	
1128	55365	\$ 15,000.00	\$ 15,090.00	\$ 15,700.00	\$ 15,839.00	\$ 15,839.00	
1129	57043	\$ 4,241.04	\$ -	\$ -	\$ -	\$ -	
1130	57600	\$ -	\$ 100,000.00	\$ -	\$ -	\$ -	
1131	57601	\$ -	\$ -	\$ 100,000.00	\$ 100,000.00	\$ 100,000.00	
1132	57610	\$ -	\$ 5,916.94	\$ -	\$ -	\$ -	
1133	57621	\$ -	\$ -	\$ 5,920.00	\$ 5,920.00	\$ 5,920.00	
1134	* TOTAL 65430	\$ 1,217,973.47	\$ 1,241,570.73	\$ 1,351,546.00	\$ 1,406,035.00	\$ 1,407,770.00	

1135

1136

1137

1138

ENTERPRISE ACCOUNT TOTALS	\$ 7,854,900.25	\$ 7,773,661.64	\$ 8,089,549.00	\$ 8,197,835.00	\$ 8,171,891.00	
----------------------------------	------------------------	------------------------	------------------------	------------------------	------------------------	--

1139

1140

1141

1142

1143

1144

1145

1146

ORG/ OBJ	DEPARTMENT	2011 EXPENDED	2012 EXPENDED	2013 BUDGETED	2014 DEPARTMENT	2014 MAYOR	2014 CITY COUNCIL
1147							
1148	13960	SCHOOL EXPENSES					
1149	51000	\$ 17,998,568.00	\$ 18,125,437.00	\$ 19,096,723.00	\$ 20,330,199.00	\$ 20,276,140.00	
1150	68000	\$ -	\$ -	\$ -	\$ -	\$ -	
1151	51207	\$ 49,809.36	\$ 60,000.00	\$ 60,000.00	\$ 60,000.00	\$ 55,000.00	
1152	51362	\$ -	\$ -	\$ 45,000.00	\$ 45,000.00	\$ 43,000.00	
1153	52800	\$ 486,634.01	\$ 600,000.00	\$ 610,656.00	\$ 641,000.00	\$ 626,000.00	
1154	63500	\$ -	\$ -	\$ -	\$ -	\$ 15,000.00	
1155	55804	\$ 473,337.69	\$ 710,000.00	\$ 634,662.00	\$ 599,000.00	\$ 599,000.00	
1156	65804	\$ -	\$ -	\$ -	\$ -	\$ -	
1157	* TOTAL 13960	\$ 19,008,349.06	\$ 19,495,437.00	\$ 20,447,041.00	\$ 21,675,199.00	\$ 21,614,140.00	
1158							
1159							
1160		\$ 25,053,006.58	\$ 26,011,563.46	\$ 26,011,363.00	\$ 26,782,756.05	\$ 26,376,130.00	
1161		\$ 7,854,900.25	\$ 7,773,661.64	\$ 8,089,549.00	\$ 8,197,835.00	\$ 8,171,891.00	
1162		\$ 19,008,349.06	\$ 19,495,437.00	\$ 20,447,041.00	\$ 21,675,199.00	\$ 21,614,140.00	
1163							
1164		\$ 51,916,255.89	\$ 53,280,662.10	\$ 54,547,953.00	\$ 56,655,790.05	\$ 56,162,161.00	
1165							
1166							
1167							
1168							