



**CITY OF GARDNER - EXECUTIVE DEPARTMENT**  
**Mark Hawke, Mayor**

---

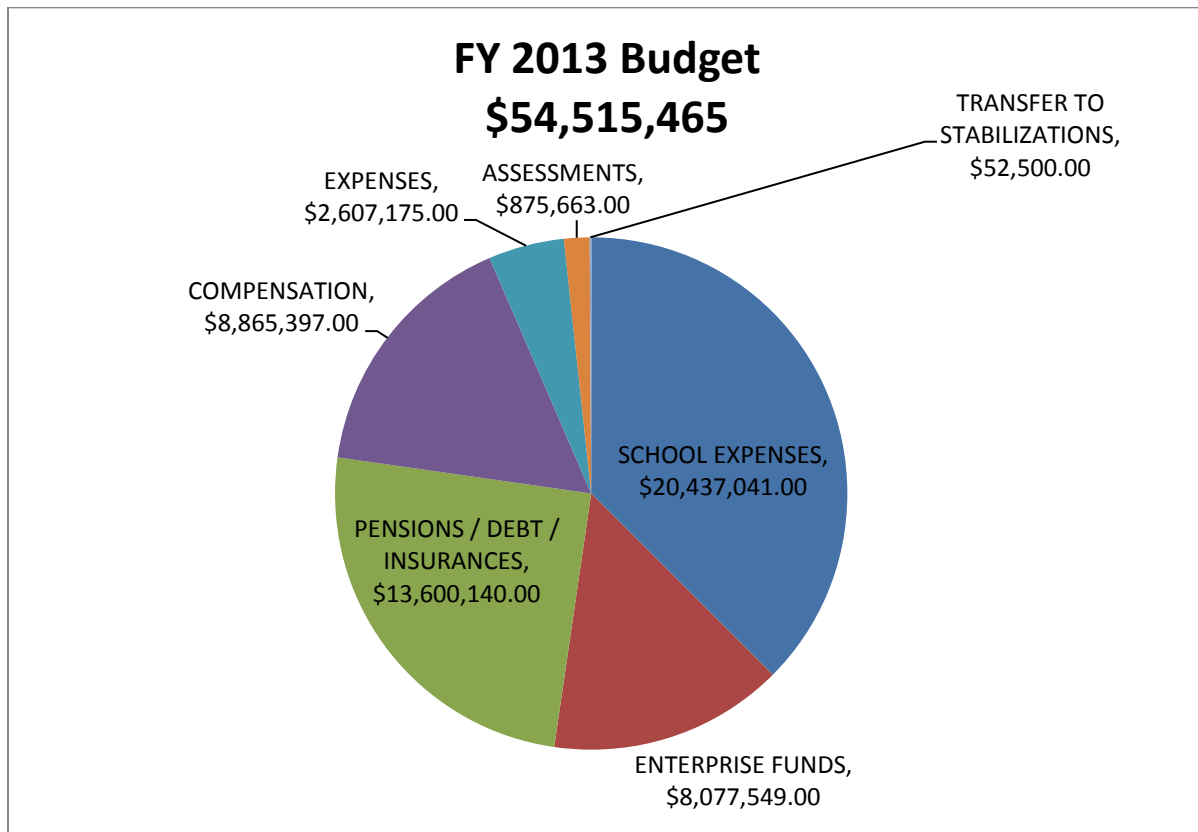
June 4, 2012

The Honorable Alice Anderson  
Council President and  
Gardner City Councilors  
95 Pleasant Street  
Gardner, MA 01440

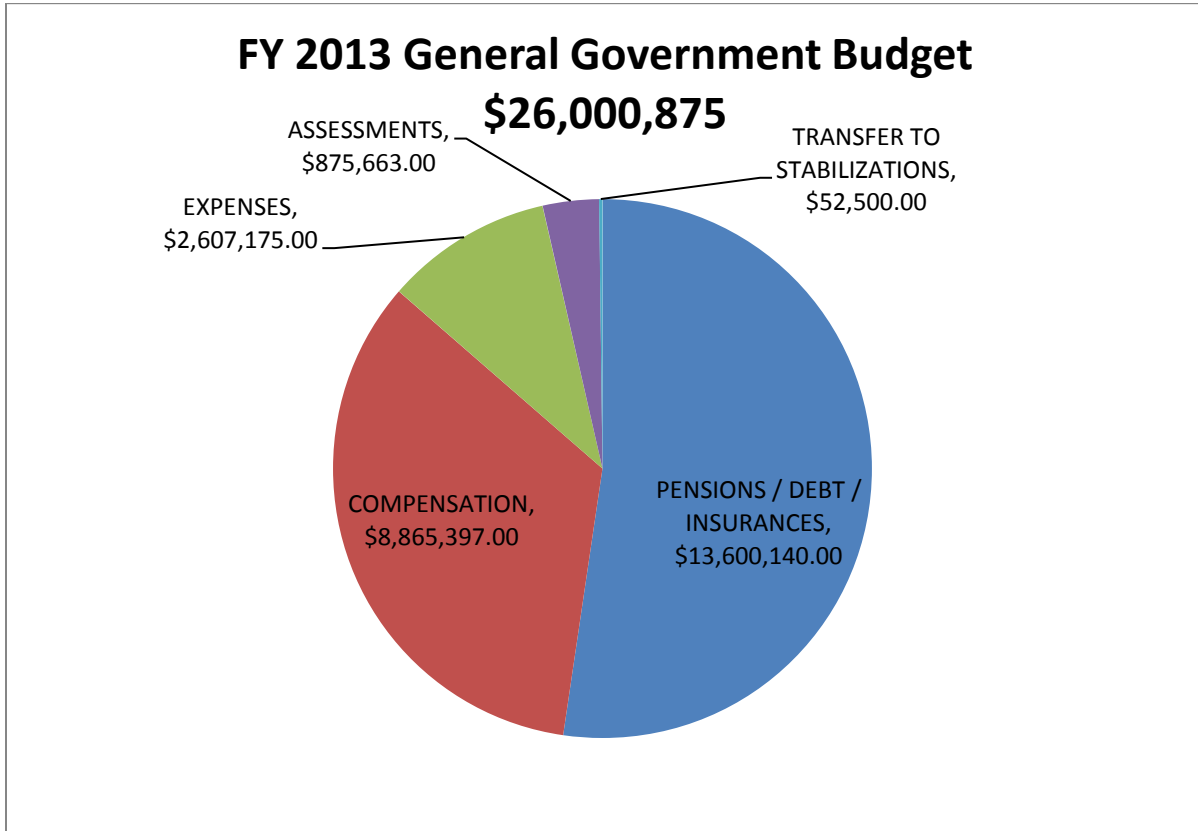
President Anderson,

I hereby submit my Fiscal Year 2013 Operating Budget for the City of Gardner.

**Fiscal Year 2013 Budget by functional area:**

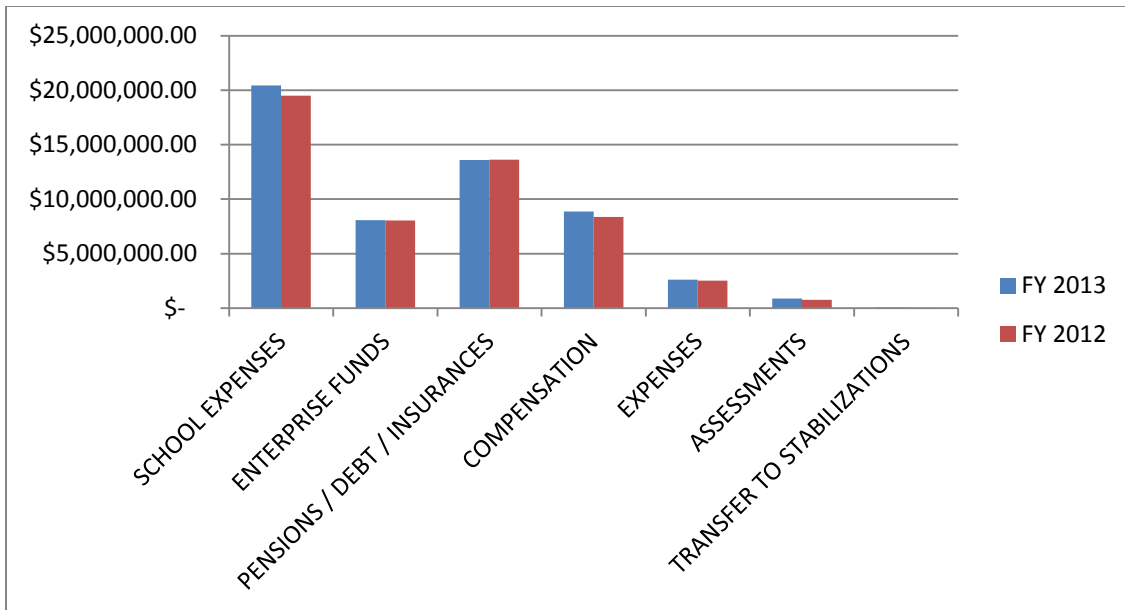


**FY 2013 General Government by functional area**



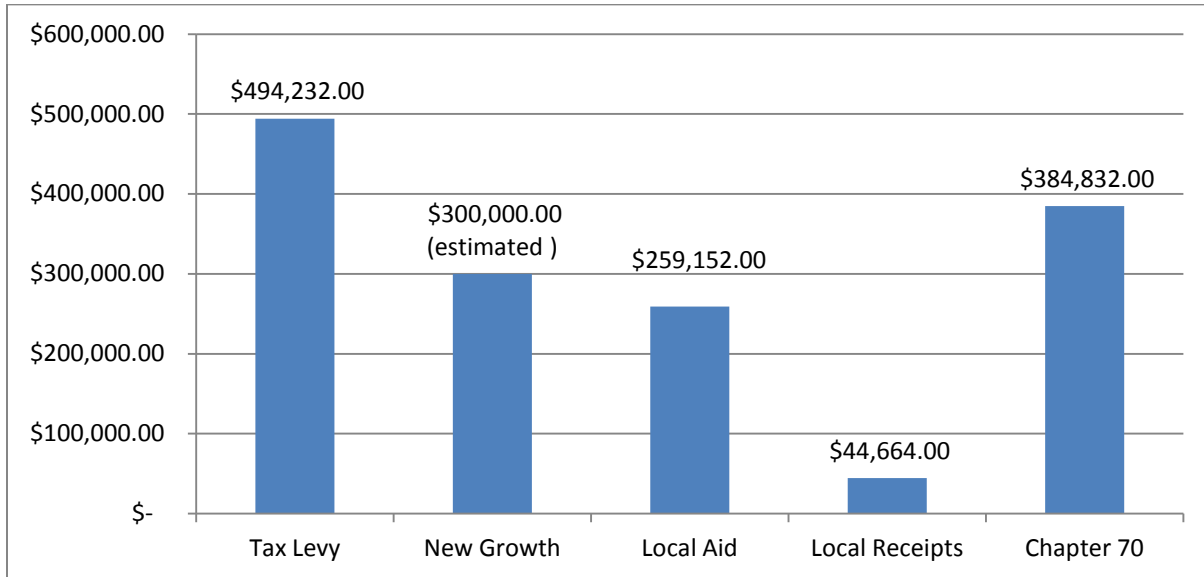
**FY 2013 Comparison to FY 2012**

The Fiscal Year 2013 General Government budget total of \$26,000,875 represents an increase of 2.7% over the Fiscal Year 2012 budget total of \$25,315,331.



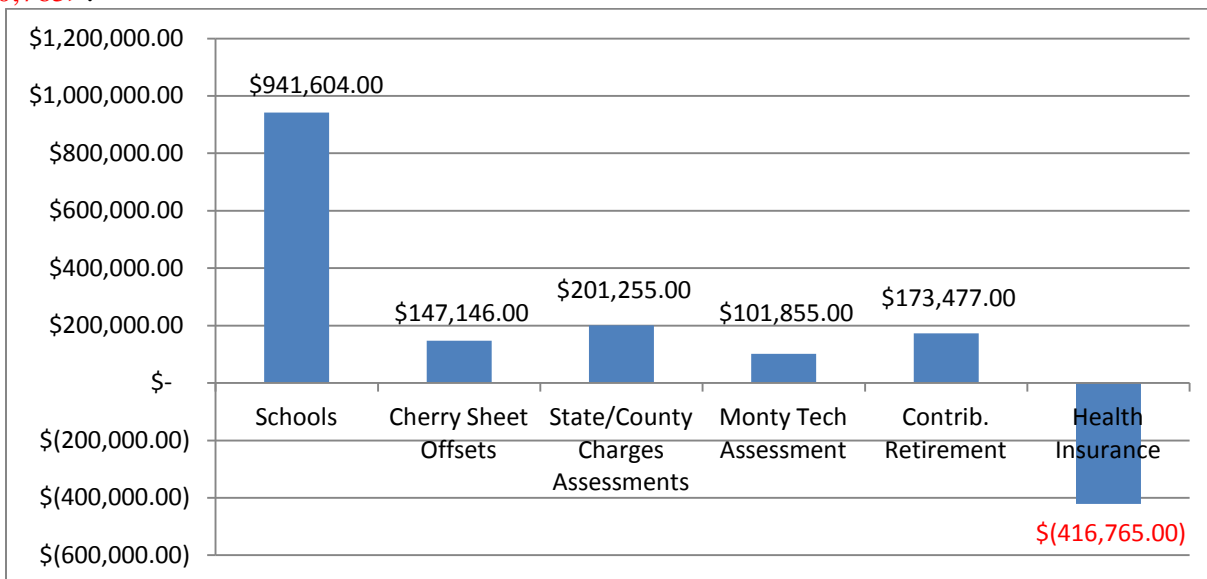
**Fiscal Year 2013 Major Changes – Revenue**

The major changes in revenue from FY12 to FY13 are the Real Estate Tax Levy increase of \$494,232, New Tax Growth estimated at \$300,000, an increase of \$44,664 in Local Receipts (due mainly to an inclusion of half of the estimated Prison Mitigation Funds), an increase in Local Aid of \$259,152 and an increase in Chapter 70 funding of \$384,832.



**Fiscal Year 2013 Major Changes – Expenditures**

Major changes in FY 2013 budget expenditures include an increase in School Expenses of \$941,604, a Cherry Sheet Offset payment increase of \$147,146, an increase in State & County Charges of \$201,255, an increase in the Montachusett Regional Vocational Technical School assessment of \$101,855, a Contributory Retirement expense increase of \$173,477, and a decrease in Health Insurance costs of **<\$420,765>**.



Other changes of note include the addition of a full-time staff person to the Mayor's office, a reduction in hours of the clerk's position in the Purchasing office, the addition of an Information Technology (IT) Department, and the addition of a full-time dispatcher.

Also of note is the combination of Building Inspector, Wire Inspector / Fire Alarm and Plumbing & Gas Inspector budgets, all of these are overseen by the Building Inspector. The City Treasurer and Tax Collector budgets were also combined as the City Treasurer oversees both budgets. These combinations were done for transparency purposes as well as for ease of use and budgeting practices.

The Combining of the Public Works, Highway, and Municipal Garage budgets along with the Municipal Grounds, Forestry, Cemetery, and Parks budgets into one DPW/Municipal Grounds budget was necessitated by the retirement of the Municipal Grounds Director. The combination and reorganization of these departments will allow us to add three (3) additional employees for a minimal cost increase.

Cherry Sheet revenue, particularly Local Aid, should still be of particular concern to all. In FY 2009 the City received \$5,273,964 in combined Lottery Aid and Additional Assistance. In FY 2013 the City will receive \$3,584,191. This is a \$1,689,773 reduction in local aid funding over the course of five (5) years.

The cost of health insurance, which saw a \$3,231,025 increase from FY 2006 – FY 2012 which equals an eighty-one percent (81%) increase in just six (6) years, has declined for FY 2013. This decrease is due to the state's passage of the Plan Design Authority legislation. The City of Gardner was the first in the state to enact and fully utilize the scope and authority of this new legislation to realize an estimated twelve (12) month savings of over \$800,000.

Respectfully Submitted,



Mark Hawke  
Mayor, City of Gardner

1	ORG/	2010	2011	2012	2013	2013	2013
2	OBJ	EXPENDED	EXPENDED	BUDGETED	DEPARTMENT	MAYOR	CITY COUNCIL
3	11111 CITY COUNCIL						
4	51010 COUNCILORS SALARIES	\$ 68,634.84	\$ 73,994.88	\$ 74,501.00	\$ 74,500.00	\$ 74,500.00	\$ 74,500.00
5	51012 CLERK/ASST SAL & WAGES	\$ 3,772.09	\$ 3,578.90	\$ 4,000.00	\$ 4,000.00	\$ 4,000.00	\$ 4,000.00
6	52050 MINOR EQUIPMENT	\$ 385.00	\$ 150.00	\$ 500.00	\$ 500.00	\$ 500.00	\$ 500.00
7	52150 COMMUNICATIONS	\$ 6,152.37	\$ 6,181.57	\$ 8,000.00	\$ 8,000.00	\$ 8,000.00	\$ 8,000.00
8	52230 OFFICE SUPPLIES	\$ 818.81	\$ 1,466.10	\$ 1,000.00	\$ 1,000.00	\$ 1,000.00	\$ 1,000.00
9	55010 GOVERNMENT PICTURE	\$ -	\$ 687.00	\$ 800.00	\$ -	\$ -	\$ -
10	* TOT/ 11111	\$ 79,763.11	\$ 86,058.45	\$ 88,801.00	\$ 88,000.00	\$ 88,000.00	\$ 88,000.00

11	11121 MAYOR						
13	51010 MAYOR SALARY & WAGES	\$ 78,347.50	\$ 78,952.50	\$ 78,953.00	\$ 78,650.00	\$ 78,650.00	\$ 78,650.00
14	51011 ADMIN ASSISTANT SALARY & WAGES	\$ -	\$ -	\$ -	\$ 46,000.00	\$ 46,000.00	\$ -
15	51012 SECRETARY SALARY & WAGES	\$ 39,846.12	\$ 40,953.79	\$ 40,154.00	\$ 40,800.00	\$ 40,800.00	\$ 40,800.00
16	51023 TEMP SALARY & WAGES	\$ 1,008.32	\$ 296.96	\$ 1,000.00	\$ -	\$ -	\$ -
17	51460 LONGEVITY	\$ -	\$ -	\$ -	\$ 150.00	\$ 150.00	\$ 150.00
18	51551 TERMINATION LEAVE	\$ -	\$ -	\$ -	\$ -	\$ -	\$ -
19	52030 REPAIRS & MAINTENANCE	\$ 1,187.10	\$ 241.89	\$ 500.00	\$ 500.00	\$ 500.00	\$ 500.00
20	52040 INFORMATION TECHNOLOGY	\$ -	\$ 1,085.22	\$ 100.00	\$ 1,000.00	\$ 1,000.00	\$ 1,000.00
21	52050 MINOR EQUIPMENT	\$ -	\$ 53.52	\$ 250.00	\$ 500.00	\$ 500.00	\$ 500.00
22	52150 COMMUNICATIONS	\$ 1,068.57	\$ -	\$ 1,000.00	\$ 1,000.00	\$ 1,000.00	\$ 1,000.00
23	52151 TELECOMMUNICATIONS	\$ -	\$ 966.79	\$ 1,000.00	\$ 2,000.00	\$ 2,000.00	\$ 2,000.00
24	52170 PROFESSIONAL DEV & TRAVEL	\$ 630.13	\$ 1,381.09	\$ 1,700.00	\$ 1,700.00	\$ 1,700.00	\$ 1,700.00
25	52190 PROFESSIONAL SERVICES	\$ 5,625.97	\$ 6,344.36	\$ 6,250.00	\$ 6,500.00	\$ 6,500.00	\$ 6,500.00
26	52230 OFFICE SUPPLIES	\$ 1,227.06	\$ 798.72	\$ 1,200.00	\$ 1,200.00	\$ 1,200.00	\$ 1,200.00
27	55010 MAYOR'S PORTRAIT	\$ -	\$ -	\$ -	\$ -	\$ -	\$ -
28	* TOT/ 11121	\$ 128,940.77	\$ 131,074.84	\$ 132,107.00	\$ 180,000.00	\$ 180,000.00	\$ 134,000.00

30	11135 CITY AUDITOR						
31	51010 DEPT HEAD SALARY & WAGES	\$ 69,730.57	\$ 71,669.03	\$ 70,270.00	\$ 71,400.00	\$ 71,400.00	\$ 71,400.00
32	51012 CLERK/ASST SAL & WAGES	\$ 32,147.14	\$ 35,949.72	\$ 35,298.00	\$ 35,866.00	\$ 35,866.00	\$ 35,866.00
33	51460 LONGEVITY	\$ 780.00	\$ 570.00	\$ 635.00	\$ 725.00	\$ 700.00	\$ 700.00
34	51551 TERMINATION LEAVE	\$ 4,112.03	\$ -	\$ -	\$ -	\$ -	\$ -
35	52030 REPAIRS & MAINTENANCE	\$ -	\$ -	\$ 100.00	\$ 100.00	\$ 100.00	\$ 100.00
36	52040 INFORMATION TECHNOLOGY	\$ -	\$ -	\$ -	\$ -	\$ -	\$ -
37	52050 MINOR EQUIPMENT	\$ 1,454.60	\$ -	\$ 100.00	\$ 100.00	\$ 100.00	\$ 100.00
38	52150 COMMUNICATIONS	\$ -	\$ -	\$ -	\$ -	\$ -	\$ -
39	52151 TELECOMMUNICATIONS	\$ -	\$ -	\$ -	\$ -	\$ -	\$ -
40	52170 PROFESSIONAL DEV & TRAVEL	\$ 645.52	\$ 849.20	\$ 1,000.00	\$ 2,500.00	\$ 2,500.00	\$ 2,500.00
41	52190 PROFESSIONAL SERVICES	\$ 29,500.00	\$ 21,800.00	\$ 31,000.00	\$ 22,000.00	\$ 22,000.00	\$ 22,000.00
42	52230 OFFICE SUPPLIES	\$ 589.71	\$ 251.16	\$ 1,000.00	\$ 1,000.00	\$ 1,000.00	\$ 1,000.00
43	* TOT/ 11135	\$ 138,959.57	\$ 131,089.11	\$ 139,403.00	\$ 133,691.00	\$ 133,666.00	\$ 133,666.00

44  
45  
46

1	ORG/	2010	2011	2012	2013	2013	2013
2	OBJ	EXPENDED	EXPENDED	BUDGETED	DEPARTMENT	MAYOR	CITY COUNCIL
47	11138 PURCHASING						
48	51010 DEPT HEAD SALARY & WAGES	\$ 64,750.00	\$ 66,550.00	\$ 65,250.00	\$ 65,000.00	\$ 66,300.00	\$ 66,300.00
49	51012 SENIOR ACCOUNT CLERK SAL & WAG	\$ 27,463.04	\$ 29,153.36	\$ 28,620.00	\$ 29,081.00	\$ 19,387.00	\$ 19,387.00
50	51013 ACCOUNT CLERK SALARY & WAGES	\$ -	\$ -	\$ -	\$ -	\$ -	\$ -
51	51023 TEMP SALARY & WAGES	\$ -	\$ -	\$ -	\$ -	\$ -	\$ -
52	51030 OVERTIME	\$ -	\$ -	\$ -	\$ -	\$ -	\$ -
53	51460 LONGEVITY	\$ 810.00	\$ 855.00	\$ 900.00	\$ 950.00	\$ 1,035.00	\$ 1,035.00
54	52030 REPAIRS & MAINTENANCE		\$ -		\$ -	\$ -	\$ -
55	52040 INFORMATION TECHNOLOGY		\$ 242.00	\$ 2,000.00	\$ -	\$ -	\$ -
56	52050 MINOR EQUIPMENT	\$ 193.59	\$ 285.00	\$ 150.00	\$ -	\$ -	\$ -
57	52150 COMMUNICATIONS	\$ 237.60	\$ 1,147.95	\$ 750.00	\$ 1,250.00	\$ 1,250.00	\$ 1,250.00
58	52151 TELECOMMUNICATIONS		\$ -		\$ -		
59	52170 PROFESSIONAL DEV & TRAVEL	\$ 1,151.32	\$ 1,301.63	\$ 1,500.00	\$ 2,500.00	\$ 2,500.00	\$ 2,500.00
60	52190 PROFESSIONAL SERVICES	\$ 908.00	\$ 1,275.00	\$ -	\$ -	\$ -	\$ -
61	52230 OFFICE SUPPLIES	\$ 1,627.27	\$ 1,226.95	\$ 1,500.00	\$ 1,500.00	\$ 1,500.00	\$ 1,500.00
62	* TOT/ 11138	\$ 97,140.82	\$ 102,036.89	\$ 100,670.00	\$ 100,281.00	\$ 91,972.00	\$ 91,972.00

63  
64 11141 ASSESSORS

65	51010 CHAIRMAN ASSESS SAL&WAGES	\$ 64,346.12	\$ 61,971.48	\$ 60,231.00	\$ 60,000.00	\$ 61,201.00	\$ 61,201.00
66	51012 CLERK/ASST SAL & WAGES	\$ 33,913.48	\$ 25,482.69	\$ 27,133.00	\$ 32,185.00	\$ 31,952.00	\$ 31,952.00
67	51013 P/T CLERK/ASST SAL & WGS	\$ -	\$ -	\$ -	\$ 11,000.00	\$ -	\$ -
68	51014 ASSESSORS PART TIME SAL&W	\$ 4,000.08	\$ 4,000.08	\$ 4,001.00	\$ 4,000.00	\$ 4,001.00	\$ 4,001.00
69	51030 OVERTIME	\$ -	\$ 535.10	\$ 1,133.00	\$ -	\$ -	\$ -
70	51460 LONGEVITY	\$ 1,230.00	\$ 3,369.01	\$ -	\$ -	\$ -	\$ -
71	52030 REPAIRS & MAINTENANCE	\$ 32,327.72	\$ -	\$ -	\$ -	\$ -	\$ -
72	52040 INFORMATION TECHNOLOGY		\$ -	\$ 33,000.00	\$ -	\$ -	\$ -
73	52050 MINOR EQUIPMENT	\$ -	\$ -	\$ -	\$ -	\$ -	\$ -
74	52150 COMMUNICATIONS		\$ 631.89	\$ 2,286.00	\$ 3,000.00	\$ 3,000.00	\$ 3,000.00
75	52151 TELECOMMUNICATIONS		\$ -		\$ -	\$ -	\$ -
76	52170 PROFESSIONAL DEV & TRAVEL	\$ 264.00	\$ 1,892.06	\$ 3,700.00	\$ 2,409.00	\$ 2,400.00	\$ 2,400.00
77	52190 PROFESSIONAL SERVICES	\$ 123.40	\$ -	\$ 500.00	\$ 1,000.00	\$ 1,000.00	\$ 1,000.00
78	52230 OFFICE SUPPLIES	\$ 1,992.84	\$ 2,522.14	\$ 3,000.00	\$ 3,650.00	\$ 3,300.00	\$ 3,300.00
79	55030 COMPUTER SOFTWARE	\$ -	\$ -	\$ -	\$ -	\$ -	\$ -
80	55040 VALUATION MAINTENANCE	\$ 7,300.00	\$ 7,650.00	\$ 32,975.00	\$ 20,025.00	\$ 20,025.00	\$ 20,025.00
81	55050 VALUATION UPDATE	\$ 71,786.00	\$ 104,424.56	\$ 60,489.00	\$ 47,000.00	\$ 47,000.00	\$ 47,000.00
82	* TOT/ 11141	\$ 217,283.64	\$ 212,479.01	\$ 228,448.00	\$ 184,269.00	\$ 173,879.00	\$ 173,879.00

83  
84  
85  
86  
87  
88  
89  
90

1	ORG/	2010	2011	2012	2013	2013	2013
2	OBJ	EXPENDED	EXPENDED	BUDGETED	DEPARTMENT	MAYOR	CITY COUNCIL
91	11145 CITY TREASURER						
92	51010 DEPT HEAD SALARY & WAGES	\$ 72,221.82	\$ 74,228.81	\$ 72,780.00	\$ 72,780.00	\$ 73,950.00	\$ 73,950.00
93	51011 ASSISTANT SALARY & WAGES	\$ 31,256.39	\$ 36,912.33	\$ 36,199.00	\$ 36,199.00	\$ 36,782.00	\$ 36,782.00
94	51012 SENIOR ACCT CLERK SAL&WGS	\$ -	\$ -	\$ -	\$ -	\$ 35,866.00	\$ 35,866.00
95	51015 COMP PROG/OP SAL & WAGES	\$ 54,788.41	\$ 56,311.42	\$ 55,212.00	\$ 55,212.00	\$ 56,100.00	\$ 56,100.00
96	51018 PARKING METER CLERK	\$ 7,852.50	\$ 7,963.50	\$ 7,830.00	\$ 7,830.00	\$ 8,000.00	\$ 8,000.00
97	51030 OVERTIME	\$ -	\$ 774.60	\$ 400.00	\$ 1,000.00	\$ 1,000.00	\$ 1,000.00
98	51460 LONGEVITY	\$ 1,365.00	\$ 1,460.00	\$ 1,555.00	\$ 1,555.00	\$ 2,920.00	\$ 2,920.00
99	52030 REPAIRS & MAINTENANCE	\$ -	\$ -	\$ -	\$ -	\$ 840.00	\$ 840.00
100	52033 PARKING METER MAINTENANCE	\$ 5,579.97	\$ 1,526.98	\$ 9,000.00	\$ 10,000.00	\$ 10,000.00	\$ 10,000.00
101	52040 INFORMATION TECHNOLOGY	\$ 102,385.75	\$ 122,799.45	\$ 140,000.00	\$ 140,000.00	\$ 5,000.00	\$ 5,000.00
102	52050 MINOR EQUIPMENT	\$ 442.40	\$ 155.00	\$ 800.00	\$ 800.00	\$ 1,300.00	\$ 1,300.00
103	52150 COMMUNICATIONS	\$ -	\$ -	\$ -	\$ -	\$ 200.00	\$ 200.00
104	52151 TELECOMMUNICATIONS	\$ -	\$ -	\$ -	\$ -	\$ -	\$ -
105	52170 PROFESSIONAL DEV & TRAVEL	\$ 250.30	\$ 447.20	\$ 1,000.00	\$ 1,000.00	\$ 1,500.00	\$ 1,500.00
106	52190 PROFESSIONAL SERVICES	\$ 15,339.34	\$ 24,870.97	\$ 36,000.00	\$ 36,000.00	\$ 38,400.00	\$ 38,400.00
107	52230 OFFICE SUPPLIES	\$ 1,858.62	\$ 1,294.93	\$ 1,750.00	\$ 1,750.00	\$ 3,750.00	\$ 3,750.00
108	52250 POSTAGE	\$ 41,686.42	\$ 49,544.89	\$ 48,500.00	\$ 50,000.00	\$ 58,000.00	\$ 58,000.00
109	52280 CENTRAL COPIER	\$ 1,964.12	\$ 2,827.12	\$ 4,000.00	\$ 4,000.00	\$ 4,000.00	\$ 4,000.00
110	* TOT/ 11145	\$ 336,991.04	\$ 381,117.20	\$ 415,026.00	\$ 418,126.00	\$ 337,608.00	\$ 337,608.00
111							
112	11146 TAX COLLECTOR						
113	51012 SENIOR ACCT CLERK SAL&WGS	\$ 34,102.66	\$ 35,975.30	\$ 35,298.00	\$ 35,298.00	\$ -	\$ -
114	51013 SENIOR CLERK	\$ -	\$ -	\$ -	\$ -	\$ -	\$ -
115	51014 PART TIME CLERK SAL&WAGES	\$ -	\$ -	\$ -	\$ -	\$ -	\$ -
116	51460 LONGEVITY	\$ 1,020.00	\$ 1,055.00	\$ 1,090.00	\$ 1,090.00	\$ -	\$ -
117	51551 TERMINATION LEAVE	\$ -	\$ -	\$ -	\$ -	\$ -	\$ -
118	52030 REPAIRS & MAINTENANCE	\$ -	\$ 840.00	\$ 840.00	\$ 840.00	\$ -	\$ -
119	52050 MINOR EQUIPMENT	\$ 1,712.00	\$ -	\$ 500.00	\$ 500.00	\$ -	\$ -
120	52150 COMMUNICATIONS	\$ 673.20	\$ 989.52	\$ 200.00	\$ 200.00	\$ -	\$ -
121	52170 PROFESSIONAL DEV & TRAVEL	\$ -	\$ 115.00	\$ 500.00	\$ 500.00	\$ -	\$ -
122	52190 PROFESSIONAL SERVICES	\$ 2,375.92	\$ 1,875.00	\$ 2,400.00	\$ 2,400.00	\$ -	\$ -
123	52230 OFFICE SUPPLIES	\$ 565.07	\$ 1,021.11	\$ 2,000.00	\$ 2,000.00	\$ -	\$ -
124	52250 POSTAGE	\$ 7,677.14	\$ 8,912.29	\$ 8,000.00	\$ 8,000.00	\$ -	\$ -
125	* TOT/ 11146	\$ 48,125.99	\$ 50,783.22	\$ 50,828.00	\$ 50,828.00	\$ -	\$ -
126							
127	11151 LAW						
128	51010 DEPT HEAD SALARY & WAGES	\$ 69,232.89	\$ 71,157.38	\$ 69,768.00	\$ 69,768.00	\$ 70,891.00	\$ 70,891.00
129	51011 ASSISTANT SALARY & WAGES	\$ 38,268.28	\$ 39,332.13	\$ 38,564.00	\$ 38,564.00	\$ 40,337.00	\$ 40,337.00
130	51460 LONGEVITY	\$ -	\$ -	\$ -	\$ 300.00	\$ 300.00	\$ 300.00
131	52170 PROFESSIONAL DEV & TRAVEL	\$ 2,311.48	\$ 787.82	\$ 1,000.00	\$ 1,000.00	\$ 1,000.00	\$ 1,000.00
132	52230 OFFICE SUPPLIES	\$ 127.74	\$ 2,419.36	\$ 2,500.00	\$ 2,500.00	\$ 2,500.00	\$ 2,500.00
133	55051 DEPOSITION & DISCOVERY	\$ 1,273.18	\$ 300.00	\$ 500.00	\$ 500.00	\$ 500.00	\$ 500.00
134	* TOT/ 11151	\$ 111,213.57	\$ 113,996.69	\$ 112,332.00	\$ 112,632.00	\$ 115,528.00	\$ 115,528.00





1	ORG/	2010	2011	2012	2013	2013	2013
2	OBJ	EXPENDED	EXPENDED	BUDGETED	DEPARTMENT	MAYOR	CITY COUNCIL
179							
180	11162 ELECTION & REGISTRATION						
181	51010 BD OF REGISTRATION SAL&WA	\$ 2,024.52	\$ 2,250.00	\$ 2,300.00	\$ 2,300.00	\$ 2,300.00	\$ 2,300.00
182	51013 ELECTION OFFICERS SAL&WGS	\$ 7,067.90	\$ 13,688.00	\$ 22,500.00	\$ 15,600.00	\$ 15,600.00	\$ 15,600.00
183	52050 MINOR EQUIPMENT	\$ -	\$ 499.44	\$ -	\$ -	\$ -	\$ -
184	52150 COMMUNICATIONS	\$ 561.00	\$ 1,210.23	\$ 3,940.00	\$ 4,778.00	\$ 4,778.00	\$ 4,778.00
185	52190 PROFESSIONAL SERVICES	\$ 14,807.34	\$ 13,052.32	\$ 19,520.00	\$ 12,650.00	\$ 12,650.00	\$ 12,650.00
186	52230 OFFICE SUPPLIES	\$ 2,982.89	\$ 7,372.55	\$ 1,500.00	\$ 1,500.00	\$ 1,500.00	\$ 1,500.00
187	55202 VOTING EQUIPMENT	\$ -	\$ 2,331.43	\$ -	\$ -	\$ -	\$ -
188	* TOT/ 11162	\$ 27,443.65	\$ 40,403.97	\$ 49,760.00	\$ 36,828.00	\$ 36,828.00	\$ 36,828.00
189							
190	11165 LICENSE COMMISSION						
191	51012 CLERK/ASST SAL & WAGES	\$ -	\$ -	\$ -	\$ -	\$ -	\$ -
192	51014 LICENSE BD SALARY & WAGES	\$ 1,325.00	\$ 1,866.67	\$ 1,700.00	\$ 1,700.00	\$ 1,700.00	\$ 1,700.00
193	51030 OVERTIME	\$ -	\$ 537.51	\$ 100.00	\$ 300.00	\$ 300.00	\$ 300.00
194	52150 COMMUNICATIONS	\$ 52.00	\$ 56.00	\$ 100.00	\$ 100.00	\$ 100.00	\$ 100.00
195	52190 PROFESSIONAL SERVICES	\$ -	\$ 243.36	\$ 200.00	\$ 200.00	\$ 200.00	\$ 200.00
196	52230 OFFICE SUPPLIES	\$ -	\$ -	\$ 300.00	\$ 400.00	\$ 400.00	\$ 400.00
197	* TOT/ 11165	\$ 1,377.00	\$ 2,703.54	\$ 2,400.00	\$ 2,700.00	\$ 2,700.00	\$ 2,700.00
198							
199	11171 CONSERVATION COMMISSION						
200	51011 CONSERVATON AGENT SAL&WGS	\$ 19,183.42	\$ 20,462.24	\$ 20,142.00	\$ 33,755.00	\$ 33,755.00	\$ 33,755.00
201	51014 BOARD & COMM SAL & WAGES	\$ 3,200.00	\$ 3,575.00	\$ 3,700.00	\$ 3,700.00	\$ 3,700.00	\$ 3,700.00
202	51030 OVERTIME	\$ -	\$ -	\$ 1,119.00	\$ -	\$ 285.00	\$ 285.00
203	52150 COMMUNICATIONS	\$ 15.30	\$ -	\$ -	\$ -	\$ -	\$ -
204	52170 PROFESSIONAL DEV & TRAVEL	\$ 60.00	\$ -	\$ -	\$ 600.00	\$ 600.00	\$ 600.00
205	52190 PROFESSIONAL SERVICES	\$ -	\$ -	\$ -	\$ -	\$ -	\$ -
206	52230 OFFICE SUPPLIES	\$ 121.68	\$ 155.03	\$ 400.00	\$ 100.00	\$ 100.00	\$ 100.00
207	* TOT/ 11171	\$ 22,580.40	\$ 24,192.27	\$ 25,361.00	\$ 38,155.00	\$ 38,440.00	\$ 38,440.00
208							
209							
210							
211							
212	11175 PLANNING BOARD						
213	51011 PLANNING AGENT SALARY & WAGES	\$ -	\$ -	\$ -	\$ -	\$ -	\$ -
214	51014 BOARD & COMM SAL & WAGES	\$ 3,200.00	\$ 3,200.00	\$ 3,200.00	\$ 3,200.00	\$ 3,200.00	\$ 3,200.00
215	51460 LONGEVITY	\$ -	\$ -	\$ -	\$ -	\$ -	\$ -
216	52030 REPAIRS & MAINTENANCE	\$ 130.00	\$ 200.00	\$ 200.00	\$ 200.00	\$ 200.00	\$ 200.00
217	52150 COMMUNICATIONS	\$ 217.08	\$ 67.82	\$ 400.00	\$ 200.00	\$ 200.00	\$ 200.00
218	52170 PROFESSIONAL DEV & TRAVEL	\$ 21.50	\$ -	\$ -	\$ 200.00	\$ 200.00	\$ 200.00
219	52190 PROFESSIONAL SERVICES	\$ -	\$ -	\$ -	\$ -	\$ -	\$ -
220	52198 OPEN SPACE PLAN	\$ -	\$ -	\$ -	\$ -	\$ -	\$ -
221	52230 OFFICE SUPPLIES	\$ -	\$ -	\$ -	\$ -	\$ -	\$ -
222	* TOT/ 11175	\$ 3,568.58	\$ 3,467.82	\$ 3,800.00	\$ 3,800.00	\$ 3,800.00	\$ 3,800.00

1	ORG/		2010	2011	2012	2013	2013	2013
2	OBJ	DEPARTMENT	EXPENDED	EXPENDED	BUDGETED	DEPARTMENT	MAYOR	CITY COUNCIL
223								
224	11176	ZONING BOARD OF APPEALS						
225	51014	BOARD & COMM SAL & WAGES	\$ 2,200.00	\$ 2,200.00	\$ 2,200.00	\$ 2,200.00	\$ 2,200.00	\$ 2,200.00
226	52150	COMMUNICATIONS	\$ 1,943.10	\$ 706.86	\$ 3,300.00	\$ 2,000.00	\$ 2,000.00	\$ 2,000.00
227	52170	PROFESSIONAL DEV & TRAVEL	\$ -	\$ -	\$ 200.00	\$ 200.00	\$ 200.00	\$ 200.00
228	52230	OFFICE SUPPLIES	\$ 199.28	\$ 201.64	\$ 300.00	\$ 200.00	\$ 200.00	\$ 200.00
229		* TOT/ 11176	\$ 4,342.38	\$ 3,108.50	\$ 6,000.00	\$ 4,600.00	\$ 4,600.00	\$ 4,600.00

230

231 11182 COMMUNITY DEVELOPMENT

232	51010	DEPT HEAD SALARY & WAGES	\$ 64,750.00	\$ 66,550.00	\$ 65,250.00	\$ 66,555.00	\$ 66,555.00	\$ 66,555.00
233	51012	CLERK/ASST SAL & WAGES	\$ 26,389.94	\$ 26,389.71	\$ 26,390.00	\$ 26,918.00	\$ 26,815.00	\$ 26,815.00
234	51011	ECONOMIC DEVEL COORD	\$ -	\$ -	\$ 15,500.00	\$ 28,241.00	\$ 28,241.00	\$ 28,241.00
235	51460	LONGEVITY	\$ 885.00	\$ 945.00	\$ 1,005.00	\$ 1,065.00	\$ 1,065.00	\$ 1,065.00
236	52030	REPAIRS & MAINTENANCE	\$ -	\$ 250.00	\$ 250.00	\$ 250.00	\$ 250.00	\$ 250.00
237	52040	INFORMATION TECHNOLOGY	\$ -	\$ -	\$ 28.00	\$ 200.00	\$ 200.00	\$ 200.00
238	52050	MINOR EQUIPMENT	\$ -	\$ -	\$ -	\$ -	\$ -	\$ -
239	52150	COMMUNICATIONS	\$ -	\$ -	\$ -	\$ -	\$ -	\$ -
240	52151	TELECOMMUNICATIONS	\$ -	\$ -	\$ 828.00	\$ 2,100.00	\$ 2,100.00	\$ 2,100.00
241	52170	PROFESSIONAL DEV & TRAVEL	\$ -	\$ -	\$ 2,296.00	\$ 3,000.00	\$ 3,000.00	\$ 3,000.00
242	52190	PROFESSIONAL SERVICES	\$ -	\$ -	\$ 1,248.00	\$ -	\$ -	\$ -
243	52230	OFFICE SUPPLIES	\$ 465.08	\$ 550.00	\$ 650.00	\$ 550.00	\$ 550.00	\$ 550.00
244	55191	PARKER POND CONSULTANT EX	\$ -	\$ -	\$ -	\$ -	\$ -	\$ -
245	55192	PARKER POND RESTORATION PROJEC	\$ -	\$ -	\$ -	\$ -	\$ -	\$ -
246	55195	MATCH-NO CENTRAL PATHWAY EXP	\$ -	\$ -	\$ -	\$ -	\$ -	\$ -
247	55203	CONANT BALL SITE INVESTIGATION	\$ -	\$ -	\$ -	\$ -	\$ -	\$ -
248	55208	CHAMBER MARKETING CONTRACT	\$ -	\$ -	\$ -	\$ -	\$ -	\$ -
249	56906	DOWNTOWN PARTNERSHIP PROG	\$ -	\$ -	\$ -	\$ -	\$ -	\$ -
250	57800	MARY KANE BUILDING REPAIRS	\$ -	\$ -	\$ -	\$ -	\$ -	\$ -
251		* TOT/ 11182	\$ 92,490.02	\$ 94,684.71	\$ 113,445.00	\$ 128,879.00	\$ 128,776.00	\$ 128,776.00

252

253

254

255

256

257

258

259

260

261

262

263

264

265

266

1	ORG/	2010	2011	2012	2013	2013	2013
2	OBJ	EXPENDED	EXPENDED	BUDGETED	DEPARTMENT	MAYOR	CITY COUNCIL
267	11192 CITY HALL MAINTENANCE						
268	51016 CUSTODIAN SALARY & WAGES	\$ 66,653.46	\$ 74,658.74	\$ 73,216.00	\$ 74,680.00	\$ 74,394.00	\$ 74,394.00
269	51030 OVERTIME	\$ 2,562.54	\$ 2,984.80	\$ 2,500.00	\$ 2,500.00	\$ 2,500.00	\$ 2,500.00
270	51031 BUILDING CHECKS	\$ -	\$ -	\$ -	\$ -	\$ -	\$ -
271	51090 CLOTH/UNIFORM ALLOWANCE	\$ -	\$ 700.00	\$ 700.00	\$ 700.00	\$ 700.00	\$ 700.00
272	51100 SHIFT DIFFERENTIAL	\$ 672.79	\$ 687.69	\$ 1,000.00	\$ 1,000.00	\$ 1,000.00	\$ 1,000.00
273	51460 LONGEVITY	\$ -	\$ -	\$ -	\$ -	\$ 300.00	\$ 300.00
274	51551 TERMINATION LEAVE	\$ -	\$ -	\$ -	\$ -	\$ -	\$ -
275	52030 REPAIRS & MAINTENANCE	\$ 26,938.20	\$ 23,502.19	\$ 25,000.00	\$ 25,000.00	\$ 25,000.00	\$ 25,000.00
276	52040 INFORMATION TECHNOLOGY	\$ -	\$ -	\$ -	\$ -	\$ -	\$ -
277	52050 MINOR EQUIPMENT	\$ 4,239.04	\$ -	\$ 3,000.00	\$ 3,000.00	\$ 3,000.00	\$ 3,000.00
278	52110 ENERGY & UTILITIES	\$ 56,565.39	\$ 61,996.93	\$ 60,000.00	\$ 60,000.00	\$ 60,000.00	\$ 60,000.00
279	52150 COMMUNICATIONS	\$ 964.94	\$ -	\$ 1,000.00	\$ 1,400.00	\$ 1,400.00	\$ 1,400.00
280	52151 TELECOMMUNICATIONS	\$ -	\$ 883.47	\$ -	\$ -	\$ -	\$ -
281	52170 PROFESSIONAL DEV & TRAVEL	\$ -	\$ -	\$ -	\$ -	\$ -	\$ -
282	52190 PROFESSIONAL SERVICES	\$ -	\$ -	\$ -	\$ -	\$ -	\$ -
283	52230 OFFICE SUPPLIES	\$ -	\$ -	\$ -	\$ -	\$ -	\$ -
284	52240 VEHICLE SUPPLIES	\$ -	\$ -	\$ -	\$ -	\$ -	\$ -
285	55023 SPRINKLER HEADS	\$ -	\$ -	\$ -	\$ -	\$ -	\$ -
286	55130 PHONE SYSTEM	\$ 700.00	\$ -	\$ -	\$ -	\$ -	\$ -
287	58302 CITY HALL NEW BOILER	\$ -	\$ -	\$ -	\$ -	\$ -	\$ -
288	58303 BOILER #2 REPLACEMENT	\$ -	\$ -	\$ -	\$ -	\$ -	\$ -
289	58304 ANNEX BOILER REPLACEMENT	\$ -	\$ -	\$ -	\$ -	\$ -	\$ -
290	58307 OIL TANK REPLACEMENT	\$ -	\$ -	\$ -	\$ -	\$ -	\$ -
291	* TOT/ 11192	\$ 159,296.36	\$ 165,413.82	\$ 166,416.00	\$ 168,280.00	\$ 168,294.00	\$ 168,294.00
292							
293	11194 CABLE COMMISSION						
294	51010 DEPT HEAD SALARY & WAGES	\$ 50,386.43	\$ 50,587.02	\$ 51,600.00	\$ 52,943.00	\$ 52,943.00	\$ 52,943.00
295	51011 ASSISTANT SALARY & WAGES	\$ 38,040.41	\$ 38,339.35	\$ 39,107.00	\$ 40,125.00	\$ 40,125.00	\$ 40,125.00
296	51013 PART TIME PRODUCTION ASST	\$ 9,370.20	\$ 10,058.40	\$ 10,023.00	\$ 10,816.00	\$ 10,816.00	\$ 10,816.00
297	51023 TEMP SALARY & WAGES	\$ -	\$ -	\$ -	\$ -	\$ -	\$ -
298	51460 LONGEVITY	\$ 510.00	\$ 570.00	\$ 630.00	\$ 690.00	\$ 690.00	\$ 690.00
299	52030 REPAIRS & MAINTENANCE	\$ 1,668.00	\$ -	\$ 2,000.00	\$ 2,000.00	\$ 2,000.00	\$ 2,000.00
300	52040 INFORMATION TECHNOLOGY	\$ -	\$ 4,563.35	\$ 4,980.00	\$ 4,980.00	\$ 4,980.00	\$ 4,980.00
301	52050 MINOR EQUIPMENT	\$ 1,439.25	\$ 1,475.82	\$ 1,500.00	\$ 1,500.00	\$ 1,500.00	\$ 1,500.00
302	52150 COMMUNICATIONS	\$ 6,320.31	\$ -	\$ -	\$ -	\$ -	\$ -
303	52151 TELECOMMUNICATIONS	\$ -	\$ 2,490.83	\$ 1,860.00	\$ 1,860.00	\$ 1,860.00	\$ 1,860.00
304	52170 PROFESSIONAL DEV & TRAVEL	\$ -	\$ -	\$ 200.00	\$ 200.00	\$ 200.00	\$ 200.00
305	52190 PROFESSIONAL SERVICES	\$ 100.00	\$ -	\$ 1,000.00	\$ 1,000.00	\$ 1,000.00	\$ 1,000.00
306	52230 OFFICE SUPPLIES	\$ 693.62	\$ 672.74	\$ 1,000.00	\$ 1,000.00	\$ 1,000.00	\$ 1,000.00
307	52380 INDIRECT COSTS REIMBURSE	\$ -	\$ -	\$ 18,330.00	\$ 18,215.00	\$ 18,215.00	\$ 18,215.00
308	55123 NEW EQUIPMENT	\$ 15,866.70	\$ 29,059.18	\$ 25,000.00	\$ 22,000.00	\$ 22,000.00	\$ 22,000.00
309	61460 ENCUMBERED	\$ -	\$ 319.85	\$ -	\$ -	\$ -	\$ -
310	* TOT/ 11194	\$ 124,394.92	\$ 138,136.54	\$ 157,230.00	\$ 157,329.00	\$ 157,329.00	\$ 157,329.00

1	ORG/		2010	2011	2012	2013	2013	2013
2	OBJ	DEPARTMENT	EXPENDED	EXPENDED	BUDGETED	DEPARTMENT	MAYOR	CITY COUNCIL
311								
312								
313								
314								
315								
316								
317								
318	11199	MAYOR'S UNCLASSIFIED						
319	51000	PAYROLL CONVERSION	\$ -	\$ 15,609.99	\$ -	\$ -	\$ -	\$ -
320	51010	SALARY & WAGES - RESERVE	\$ -	\$ -	\$ -	\$ -	\$ -	\$ -
321	51011	PERSONNEL - RESERVE	\$ -	\$ -	\$ -	\$ -	\$ -	\$ -
322	51030	OVERTIME - RESERVE	\$ -	\$ -	\$ -	\$ -	\$ -	\$ -
323	51551	TERMINATION LEAVE - RESERVE	\$ -	\$ -	\$ 200,538.00	\$ 280,000.00	\$ 250,000.00	\$ 250,000.00
324	52110	ENERGY & UTILITIES - RESERVE	\$ -	\$ -	\$ -	\$ -	\$ -	\$ -
325	52112	HOLIDAY LIGHT & DECORAT	\$ -	\$ -	\$ -	\$ -	\$ -	\$ -
326	52113	OLD POL STA-ENERGY&UTILIT	\$ -	\$ -	\$ -	\$ -	\$ -	\$ -
327	52152	TELEPHONE	\$ 68,110.61	\$ 47,752.84	\$ 45,000.00	\$ 50,000.00	\$ 50,000.00	\$ 50,000.00
328	52153	COMM SYSTEM REPLACEMENT	\$ -	\$ -	\$ -	\$ -	\$ -	\$ -
329	52171	MASS MUNICIPAL DUES	\$ 2,430.00	\$ 2,430.00	\$ 2,500.00	\$ 2,500.00	\$ 2,500.00	\$ 2,500.00
330	52191	MEDICAL EXAMS	\$ 8,829.00	\$ 12,362.00	\$ 10,000.00	\$ 10,000.00	\$ 10,000.00	\$ 10,000.00
331	52192	UNCLASSIFIED LABOR LAW	\$ -	\$ -	\$ -	\$ -	\$ -	\$ -
332	52193	ARBITRATION	\$ 1,137.50	\$ 600.00	\$ 100.00	\$ 100.00	\$ 100.00	\$ 100.00
333	52194	PRINTING & BINDING	\$ -	\$ -	\$ 100.00	\$ 100.00	\$ 100.00	\$ 100.00
334	52195	BUILDING DEMOLITION	\$ -	\$ -	\$ -	\$ -	\$ -	\$ -
335	52993	SUMMER CELEBRATIONS	\$ -	\$ -	\$ -	\$ -	\$ -	\$ -
336	52210	ICE STORM EXPENSES	\$ 49,059.68	\$ -	\$ -	\$ -	\$ -	\$ -
337	56900	MONT REG PLANN COMMISSION	\$ 5,499.37	\$ 5,636.86	\$ 5,778.00	\$ 5,583.00	\$ 5,583.00	\$ 5,583.00
338	56901	COMM ACTION COMMISSION	\$ -	\$ -	\$ -	\$ -	\$ -	\$ -
339	56902	TAXES OTHER TOWNS	\$ 1,847.03	\$ 1,827.26	\$ 2,000.00	\$ 2,000.00	\$ 2,000.00	\$ 2,000.00
340	56906	DOWNTOWN PARTNERSHIP PROG	\$ -	\$ -	\$ -	\$ -	\$ -	\$ -
341	57043	PRIOR YR UNPAID BILL	\$ -	\$ -	\$ -	\$ -	\$ -	\$ -
342	57303	WATER	\$ 15,995.32	\$ 17,168.20	\$ 20,000.00	\$ 20,000.00	\$ 20,000.00	\$ 20,000.00
343	57500	DAMAGES PERS & PROPERTY	\$ 5,000.00	\$ 5,000.00	\$ 3,000.00	\$ 3,000.00	\$ 3,000.00	\$ 3,000.00
344	58000	CAPITAL IMPROVEMENT PLAN	\$ -	\$ 58,752.04	\$ 500,000.00	\$ 25,000.00	\$ 25,000.00	\$ 25,000.00
345	58100	BOND - LAND ACQUISITION	\$ 18,025.00	\$ -	\$ -	\$ -	\$ -	\$ -
346	58254	BOND-REMODEL&BLDG REPAIRS	\$ -	\$ -	\$ -	\$ -	\$ -	\$ -
347		* TOT/ 11199	\$ 175,933.51	\$ 167,139.19	\$ 789,016.00	\$ 398,283.00	\$ 368,283.00	\$ 368,283.00

348  
349  
350  
351  
352  
353  
354

1	ORG/		2010	2011	2012	2013	2013	2013
2	OBJ	DEPARTMENT	EXPENDED	EXPENDED	BUDGETED	DEPARTMENT	MAYOR	CITY COUNCIL
355	12210	POLICE						
356	51010	DEPT HEAD SALARY & WAGES	\$ 82,992.57	\$ 84,979.03	\$ 83,320.00	\$ 84,986.00	\$ 84,660.00	\$ 84,660.00
357	51012	SENIOR CLERKS SAL & WGS	\$ 65,758.36	\$ 69,405.01	\$ 68,064.00	\$ 69,425.00	\$ 69,159.00	\$ 69,159.00
358	51013	POLICE OFFICERS SAL & WGS	\$ 877,583.62	\$ 852,545.93	\$ 898,505.00	\$ 952,921.00	\$ 960,198.00	\$ 916,598.00
359	51014	POLICE SERGEANTS SAL&WGS	\$ 266,454.90	\$ 273,944.45	\$ 269,906.00	\$ 278,259.00	\$ 278,218.00	\$ 278,218.00
360	51015	COMP PROG/OP SAL & WAGES	\$ 54,788.33	\$ 56,311.42	\$ 55,212.00	\$ 56,316.00	\$ 56,100.00	\$ 56,100.00
361	51016	CUSTODIAN SALARY & WAGES	\$ -	\$ -	\$ -	\$ -	\$ -	\$ -
362	51017	POL LIEUTENANTS SAL & WGS	\$ 116,083.42	\$ 120,771.42	\$ 119,842.00	\$ 126,328.00	\$ 123,439.00	\$ 123,439.00
363	51021	DEPUTY CHIEF SAL & WGS	\$ 69,730.57	\$ 71,669.03	\$ 70,270.00	\$ 71,675.00	\$ 71,400.00	\$ 71,400.00
364	51023	TEMPORARY HELP SAL & WGS	\$ -	\$ -	\$ -	\$ -	\$ -	\$ -
365	51030	OVERTIME	\$ 220,937.09	\$ 270,691.30	\$ 280,000.00	\$ 285,600.00	\$ 285,600.00	\$ 285,600.00
366	51031	MATCH - GRANT	\$ -	\$ -	\$ 5,000.00	\$ 5,000.00	\$ 5,000.00	\$ 5,000.00
367	51032	COMPENSATORY TIME	\$ 6,472.51	\$ (2,243.86)	\$ -	\$ -	\$ -	\$ -
368	51050	HOLIDAY PAY	\$ 137,308.67	\$ 138,047.81	\$ 140,831.00	\$ 143,648.00	\$ 146,159.00	\$ 146,159.00
369	51090	CLOTH/UNIFORM ALLOWANCE	\$ -	\$ 37,595.69	\$ 44,603.00	\$ 35,840.00	\$ 35,840.00	\$ 35,840.00
370	51100	SHIFT DIFFERENTIAL	\$ 97,728.77	\$ 100,387.66	\$ 110,000.00	\$ 111,375.00	\$ 111,375.00	\$ 111,375.00
371	51101	COLLEGE CREDITS	\$ 59,794.92	\$ 53,542.21	\$ 60,555.00	\$ 62,247.00	\$ 63,860.00	\$ 63,860.00
372	51102	WORKING OUT OF GRADE	\$ 1,799.53	\$ 1,116.23	\$ 3,500.00	\$ 3,500.00	\$ 2,000.00	\$ 2,000.00
373	51200	PHYSICAL FITNESS	\$ -	\$ 1,036.05	\$ 2,000.00	\$ 2,000.00	\$ 2,000.00	\$ 2,000.00
374	51460	LONGEVITY	\$ 12,510.00	\$ 8,890.00	\$ 7,850.00	\$ 7,850.00	\$ 3,670.00	\$ 3,670.00
375	51540	VACATION BUYBACK	\$ 9,070.41	\$ 15,568.55	\$ 15,000.00	\$ 18,324.00	\$ 18,324.00	\$ 18,324.00
376	51551	TERMINATION LEAVE	\$ 3,157.99	\$ 15,564.69	\$ 5,408.00	\$ -	\$ -	\$ -
377	52030	REPAIRS & MAINTENANCE	\$ 26,136.21	\$ 13,604.32	\$ 19,858.00	\$ 10,400.00	\$ 10,000.00	\$ 10,000.00
378	52033	PARKING METER MAINTENANCE	\$ -	\$ -	\$ -	\$ -	\$ -	\$ -
379	52040	INFORMATION TECHNOLOGY		\$ 27,360.43	\$ 41,963.00	\$ 76,191.00	\$ 45,000.00	\$ 45,000.00
380	52050	MINOR EQUIPMENT	\$ 7,561.55	\$ 997.50	\$ 5,000.00	\$ 5,000.00	\$ 5,000.00	\$ 5,000.00
381	52110	ENERGY & UTILITIES	\$ 24,251.94	\$ 25,855.11	\$ 30,000.00	\$ 30,000.00	\$ 30,000.00	\$ 30,000.00
382	52150	COMMUNICATIONS	\$ 7,186.07	\$ 223.71	\$ 3,800.00	\$ 7,000.00	\$ 7,000.00	\$ 7,000.00
383	52151	TELECOMMUNICATIONS		\$ 15,912.28	\$ 21,200.00	\$ 22,786.00	\$ 20,000.00	\$ 20,000.00
384	52170	PROFESSIONAL DEV & TRAVEL	\$ 7,824.38	\$ 23,295.92	\$ 22,600.00	\$ 9,000.00	\$ 9,000.00	\$ 9,000.00
385	52171	CRIMINAL JUSTICE POL TRAINING	\$ -	\$ -	\$ -	\$ -	\$ -	\$ -
386	52190	PROFESSIONAL SERVICES	\$ 42,467.56	\$ 1,050.00	\$ 3,577.00	\$ 7,000.00	\$ 6,000.00	\$ 6,000.00
387	52230	OFFICE SUPPLIES	\$ 8,140.07	\$ 12,494.54	\$ 15,300.00	\$ 13,000.00	\$ 12,000.00	\$ 12,000.00
388	52240	VEHICLE SUPPLIES		\$ 18,150.44	\$ 20,898.00	\$ 20,010.00	\$ 20,000.00	\$ 20,000.00
389	55012	DOMESTIC VIOLENCE SUPPORT	\$ -	\$ -	\$ -	\$ -	\$ -	\$ -
390	55060	ARMORY EQUIPMENT	\$ 4,999.62	\$ 6,446.20	\$ 6,123.00	\$ 6,240.00	\$ 6,000.00	\$ 6,000.00
391	55070	CAMERA EQUIPMENT	\$ -	\$ -	\$ -	\$ -	\$ -	\$ -
392	55080	PORTABLE RADIOS	\$ 955.82	\$ 3,351.06	\$ 4,000.00	\$ 4,160.00	\$ 4,000.00	\$ 4,000.00
393	55090	NEW POLICE VEHICLES	\$ 54,906.00	\$ 50,294.99	\$ 55,684.00	\$ 84,000.00	\$ 60,000.00	\$ 60,000.00
394	55114	BULLET PROOF VESTS	\$ 33,530.24	\$ -	\$ -	\$ -	\$ -	\$ -
395	57200	CLEANING CONTRACT	\$ 16,545.00	\$ 19,840.00	\$ 20,262.00	\$ 20,262.00	\$ 20,262.00	\$ 20,262.00
396	55145	RADIO SYSTEM UPGRADE	\$ 5,998.77	\$ 4,358.10	\$ 7,800.00	\$ 7,800.00	\$ 7,800.00	\$ 7,800.00
397	57800	BUILDING REPAIRS	\$ -	\$ 2,408.44	\$ 5,000.00	\$ 5,000.00	\$ 5,000.00	\$ 5,000.00
398	* TOT/ 12210		\$ 2,322,674.89	\$ 2,395,465.66	\$ 2,522,931.00	\$ 2,643,143.00	\$ 2,584,064.00	\$ 2,540,464.00

1	ORG/		2010	2011	2012	2013	2013	2013
2	OBJ	DEPARTMENT	EXPENDED	EXPENDED	BUDGETED	DEPARTMENT	MAYOR	CITY COUNCIL
399	12220	FIRE						
400	51010	DEPT HEAD SALARY & WAGES	\$ 76,703.69	\$ 78,836.19	\$ 77,297.00	\$ 80,000.00	\$ 78,541.00	\$ 78,541.00
401	51011	CAPTAINS SALARY & WAGES	\$ 60,484.95	\$ 64,702.80	\$ 65,335.00	\$ 67,257.00	\$ 66,999.00	\$ 66,999.00
402	51012	SENIOR CLERK SAL & WAGES	\$ 30,785.42	\$ 32,492.68	\$ 31,865.00	\$ 32,502.00	\$ 32,378.00	\$ 32,378.00
403	51013	PRIVATES SALARY & WAGES	\$ 942,030.65	\$ 956,124.06	\$ 1,016,338.00	\$ 1,040,662.00	\$ 1,038,462.00	\$ 1,038,462.00
404	51014	SUPT FIRE ALARM SAL & WGS	\$ -	\$ -	\$ -	\$ -	\$ -	\$ -
405	51015	SIGNAL MAINTENANCE SAL&WGS	\$ -	\$ -	\$ -	\$ -	\$ -	\$ -
406	51016	LIEUTENANTS SALARY&WAGES	\$ 328,153.13	\$ 347,972.02	\$ 352,226.00	\$ 362,980.00	\$ 362,548.00	\$ 362,548.00
407	51020	CALL FIREFIGHTERS SAL&WGS	\$ -	\$ -	\$ -	\$ -	\$ -	\$ -
408	51024	MECHANIC SALARY & WAGES	\$ -	\$ -	\$ -	\$ -	\$ -	\$ -
409	51030	OVERTIME	\$ 99,309.17	\$ 238,651.10	\$ 150,000.00	\$ 200,000.00	\$ 160,000.00	\$ 160,000.00
410	51050	HOLIDAY PAY	\$ 143,245.65	\$ 143,259.11	\$ 150,249.00	\$ 150,528.00	\$ 156,967.00	\$ 156,967.00
411	51101	COLLEGE CREDITS	\$ 23,380.00	\$ 22,780.00	\$ 24,100.00	\$ 24,700.00	\$ 24,340.00	\$ 24,340.00
412	51102	COLLATERAL JOBS	\$ 35,542.32	\$ 39,300.07	\$ 44,480.00	\$ 45,000.00	\$ 45,000.00	\$ 45,000.00
413	51103	EDUCATIONAL INCENTIVE	\$ 1,267.86	\$ 1,611.40	\$ 3,000.00	\$ 5,000.00	\$ 3,000.00	\$ 3,000.00
414	51104	EMT RATING	\$ 22,595.02	\$ 22,598.18	\$ -	\$ -	\$ -	\$ -
415	51105	SICK LEAVE INCENTIVE	\$ 2,668.20	\$ 3,016.67	\$ 3,500.00	\$ 2,500.00	\$ 2,500.00	\$ 2,500.00
416	51200	PHYSICAL FITNESS	\$ 6,400.00	\$ 8,000.00	\$ 8,400.00	\$ 9,200.00	\$ 9,200.00	\$ 9,200.00
417	51460	LONGEVITY	\$ 6,900.00	\$ 1,805.00	\$ 1,870.00	\$ 1,980.00	\$ 2,020.00	\$ 2,020.00
418	51551	TERMINATION LEAVE	\$ 72,850.62	\$ -	\$ 60,823.00	\$ -	\$ -	\$ -
419	52030	REPAIRS & MAINTENANCE	\$ 51,634.77	\$ 40,997.30	\$ 55,000.00	\$ 60,000.00	\$ 55,000.00	\$ 55,000.00
420	52040	INFORMATION TECHNOLOGY	\$ -	\$ 7,201.99	\$ 7,000.00	\$ 8,000.00	\$ 7,000.00	\$ 7,000.00
421	52050	MINOR EQUIPMENT	\$ 9,155.35	\$ 12,756.53	\$ 12,000.00	\$ 20,000.00	\$ 12,000.00	\$ 12,000.00
422	52110	ENERGY & UTILITIES	\$ 30,159.65	\$ 34,949.30	\$ 31,000.00	\$ 35,000.00	\$ 35,000.00	\$ 35,000.00
423	52150	COMMUNICATIONS	\$ 2,647.88	\$ 132.23	\$ 1,000.00	\$ 600.00	\$ 600.00	\$ 600.00
424	52151	TELECOMMUNICATIONS	\$ -	\$ 2,458.97	\$ 3,500.00	\$ 3,500.00	\$ 3,500.00	\$ 3,500.00
425	52170	PROFESSIONAL DEV & TRAVEL	\$ 4,471.41	\$ 8,815.75	\$ 5,500.00	\$ 6,500.00	\$ 5,500.00	\$ 5,500.00
426	52190	PROFESSIONAL SERVICES	\$ 1,340.00	\$ -	\$ 2,500.00	\$ 4,000.00	\$ 2,500.00	\$ 2,500.00
427	52230	OFFICE SUPPLIES	\$ 4,693.10	\$ 4,944.39	\$ 4,400.00	\$ 5,000.00	\$ 5,000.00	\$ 5,000.00
428	52238	FIRE PREVENT/TRAINING SUPPLIES	\$ 349.89	\$ 1,200.52	\$ 2,200.00	\$ 2,200.00	\$ 2,200.00	\$ 2,200.00
429	52240	VEHICLE SUPPLIES	\$ -	\$ 12,516.75	\$ 16,000.00	\$ 16,000.00	\$ 16,000.00	\$ 16,000.00
430	52995	PHYSICAL FITNESS	\$ -	\$ -	\$ -	\$ 2,000.00	\$ 2,000.00	\$ 2,000.00
431	55107	STATION 1 OVERHEAD DOORS	\$ -	\$ -	\$ -	\$ -	\$ -	\$ -
432	55108	STATION 1 RETAINING WALL	\$ -	\$ -	\$ -	\$ -	\$ -	\$ -
433	55109	STATION 1 ROOF REPAIRS	\$ -	\$ -	\$ -	\$ -	\$ -	\$ -
434	55114	PROTECTIVE FF CLOTHING	\$ 3,898.01	\$ 9,998.24	\$ 24,500.00	\$ 24,000.00	\$ 18,000.00	\$ 18,000.00
435	55115	UPGRADE COMPUTER SYSTEM	\$ -	\$ -	\$ -	\$ -	\$ -	\$ -
436	55135	COMPUTER LIC & SUPPORT	\$ 5,879.00	\$ -	\$ -	\$ -	\$ -	\$ -
437	55146	STUDENT AWARE OF FIRE EDU	\$ -	\$ 26,404.00	\$ -	\$ -	\$ -	\$ -
438	55193	LIFE PACK 500 DEFIBRILLATOR	\$ -	\$ -	\$ -	\$ -	\$ -	\$ -
439	55204	REPLACE SCBA SYSTEM	\$ 25,800.00	\$ -	\$ -	\$ -	\$ -	\$ -
440	57090	CLOTH/UNIFORM ALLOWANCE	\$ -	\$ 27,000.00	\$ 25,600.00	\$ 25,600.00	\$ 25,600.00	\$ 25,600.00
441	57800	BUILDING REPAIRS	\$ -	\$ -	\$ 10,000.00	\$ 10,000.00	\$ -	\$ -
442	* TOT/ 12220		\$ 1,992,345.74	\$ 2,150,525.25	\$ 2,189,683.00	\$ 2,244,709.00	\$ 2,171,855.00	\$ 2,171,855.00

1	ORG/		2010	2011	2012	2013	2013	2013
2	OBJ	DEPARTMENT	EXPENDED	EXPENDED	BUDGETED	DEPARTMENT	MAYOR	CITY COUNCIL
443	12240	DISPATCHERS						
444	51013	FULL TIME DISPATCHERS SAL	\$ 105,118.32	\$ 153,504.30	\$ 176,594.00	\$ 254,380.00	\$ 223,018.00	\$ 223,018.00
445	51022	PART TIME DISPATCHERS SAL	\$ 19,434.76	\$ 24,297.13	\$ 30,000.00	\$ 25,000.00	\$ 25,000.00	\$ 25,000.00
446	51030	OVERTIME	\$ 23,857.04	\$ 30,889.43	\$ 30,000.00	\$ 35,000.00	\$ 35,000.00	\$ 35,000.00
447	51032	COMPENSATORY TIME	\$ (3,621.19)	\$ (717.99)	\$ -	\$ -	\$ -	\$ -
448	51050	HOLIDAY PAY	\$ 10,779.46	\$ 10,671.74	\$ 12,810.00	\$ 17,422.00	\$ 19,434.00	\$ 19,434.00
449	51100	SHIFT DIFFERENTIAL	\$ 10,872.09	\$ 10,704.01	\$ 12,000.00	\$ 16,000.00	\$ 16,000.00	\$ 16,000.00
450	51200	PHYSICAL FITNESS	\$ -	\$ -	\$ 200.00	\$ 200.00	\$ 200.00	\$ 200.00
451	51460	LONGEVITY	\$ 750.00	\$ 630.00	\$ 840.00	\$ 840.00	\$ 555.00	\$ 555.00
452	51551	TERMINATION LEAVE	\$ 1,313.84	\$ 776.36	\$ 956.00	\$ -	\$ -	\$ -
453	51540	VACATION BUYBACK	\$ -	\$ 179.16	\$ -	\$ -	\$ -	\$ -
454	52170	PROFESSIONAL DEV & TRAVEL	\$ -	\$ -	\$ -	\$ -	\$ -	\$ -
455	52230	OFFICE SUPPLIES	\$ -	\$ -	\$ -	\$ -	\$ -	\$ -
456	57090	CLOTH/UNIFORM ALLOWANCE	\$ 2,500.00	\$ 3,075.00	\$ 3,750.00	\$ -	\$ 3,800.00	\$ 3,800.00
457	* TOT/ 12240		\$ 171,004.32	\$ 234,009.14	\$ 267,150.00	\$ 348,842.00	\$ 323,007.00	\$ 323,007.00
458	12241	BUILDING INSPECTOR						
459	51010	DEPT HEAD SALARY & WAGES	\$ 69,730.53	\$ 71,669.03	\$ 67,250.00	\$ 70,230.00	\$ 66,901.00	\$ 66,901.00
460	51011	ASST BLDG INSP SAL & WGS	\$ -	\$ 35,840.00	\$ 52,200.00	\$ 53,244.00	\$ 53,040.00	\$ 53,040.00
461	51012	CLERK/ASST SAL & WAGES	\$ 33,940.98	\$ 32,794.74	\$ 35,131.00	\$ 35,834.00	\$ 35,696.00	\$ 35,696.00
462	51013	P/T CLERK/ASST SAL & WGS	\$ 18,542.96	\$ 19,197.11	\$ 17,727.00	\$ 17,570.00	\$ 17,502.00	\$ 17,502.00
463	51018	PLUMBING & GAS INSPECTOR					\$ 19,524.00	\$ 19,524.00
464	51019	WIRING INSPECTOR					\$ 48,431.00	\$ 48,431.00
465	51023	ALTERNATE INSPECTORS	\$ 162.00	\$ -	\$ 2,256.00	\$ 100.00	\$ 5,600.00	\$ 5,600.00
466	51030	OVERTIME	\$ -	\$ -	\$ 100.00	\$ 500.00	\$ 1,800.00	\$ 1,800.00
467	51460	LONGEVITY	\$ 1,110.00	\$ 920.00	\$ 1,000.00	\$ 575.00	\$ 615.00	\$ 615.00
468	51551	TERMINATION LEAVE	\$ -	\$ 13,199.90	\$ 19,192.00	\$ -	\$ -	\$ -
469	52020	BUILDING MAINTENANCE	\$ 225.00	\$ 628.00	\$ 1,100.00	\$ 1,100.00	\$ 1,100.00	\$ 1,100.00
470	52030	REPAIRS & MAINTENANCE	\$ -	\$ 1,893.91	\$ 2,500.00	\$ 2,500.00	\$ 2,500.00	\$ 2,500.00
471	52031	REPAIRS OF POLES & LIGHTS					\$ 7,000.00	\$ 7,000.00
472	52040	INFORMATION TECHNOLOGY		\$ 1,130.27	\$ 1,500.00	\$ 5,500.00	\$ 5,500.00	\$ 5,500.00
473	52050	MINOR EQUIPMENT	\$ 241.46	\$ -	\$ 500.00	\$ 500.00	\$ 1,350.00	\$ 1,350.00
474	52110	ENERGY & UTILITIES					\$ 5,830.00	\$ 5,830.00
475	52150	COMMUNICATIONS	\$ 1,353.55	\$ 238.34	\$ 500.00	\$ 500.00	\$ 500.00	\$ 500.00
476	52151	TELECOMMUNICATIONS		\$ 979.36	\$ 1,200.00	\$ 2,000.00	\$ 2,000.00	\$ 2,000.00
477	52170	PROFESSIONAL DEV & TRAVEL	\$ 593.62	\$ 1,613.12	\$ 1,500.00	\$ 1,500.00	\$ 3,000.00	\$ 3,000.00
478	52190	PROFESSIONAL SERVICES	\$ 92.90	\$ 53.42	\$ 200.00	\$ 200.00	\$ 100.00	\$ 100.00
479	52230	OFFICE SUPPLIES	\$ 839.40	\$ 1,718.50	\$ 1,200.00	\$ 1,500.00	\$ 1,500.00	\$ 1,500.00
480	52240	VEHICLE SUPPLIES	\$ 416.94	\$ 408.44	\$ 1,000.00	\$ 1,000.00	\$ 1,000.00	\$ 1,000.00
481	52280	COPIER EXPENSES	\$ -	\$ 161.00	\$ 150.00	\$ 150.00	\$ 150.00	\$ 150.00
482	55102	PERSONAL COMPUTER & PRINT	\$ -	\$ -	\$ -	\$ -	\$ -	\$ -
483	57043	PRIOR YR EARTH TECH REIMBRSMNT	\$ -	\$ 28,944.00	\$ -	\$ -	\$ -	\$ -
484	57090	CLOTH/UNIFORM ALLOWANCE	\$ 350.00	\$ 350.00	\$ 962.00	\$ 700.00	\$ 1,400.00	\$ 1,400.00
485	* TOT/ 12241		\$ 127,599.34	\$ 211,739.14	\$ 207,168.00	\$ 195,203.00	\$ 282,039.00	\$ 282,039.00

1	ORG/	2010	2011	2012	2013	2013	2013
2	OBJ	EXPENDED	EXPENDED	BUDGETED	DEPARTMENT	MAYOR	CITY COUNCIL
487	12243	PLUMBING & GAS INSPECTOR					
488	51010	\$ 14,208.66	\$ 11,223.36	\$ 19,215.00	\$ 19,600.00	\$ -	\$ -
489	51023	\$ 3,779.89	\$ 8,098.17	\$ 3,000.00	\$ 3,000.00	\$ -	\$ -
490	51460	\$ -	\$ -	\$ -	\$ -	\$ -	\$ -
491	51551	\$ 1,288.34	\$ -	\$ -	\$ -	\$ -	\$ -
492	52030	\$ -	\$ -	\$ -	\$ -	\$ -	\$ -
493	52050	\$ -	\$ -	\$ 100.00	\$ 100.00	\$ -	\$ -
494	52170	\$ 75.00	\$ 259.00	\$ 1,000.00	\$ 500.00	\$ -	\$ -
495	52230	\$ -	\$ -	\$ -	\$ -	\$ -	\$ -
496	55102	\$ -	\$ -	\$ -	\$ -	\$ -	\$ -
497	57090	\$ -	\$ 350.00	\$ 350.00	\$ 350.00	\$ -	\$ -
498	* TOT/ 12243	\$ 19,351.89	\$ 19,930.53	\$ 23,665.00	\$ 23,550.00	\$ -	\$ -
499	12244	WEIGHTS & MEASURES					
500	51010	\$ 8,082.64	\$ 8,082.65	\$ 8,083.00	\$ 8,245.00	\$ 8,213.00	\$ 8,213.00
501	52050	\$ 1,017.50	\$ 1,548.55	\$ -	\$ -	\$ -	\$ -
502	52170	\$ -	\$ -	\$ -	\$ -	\$ -	\$ -
503	52230	\$ -	\$ 362.94	\$ 200.00	\$ 200.00	\$ 200.00	\$ 200.00
504	* TOT/ 12244	\$ 9,100.14	\$ 9,994.14	\$ 8,283.00	\$ 8,445.00	\$ 8,413.00	\$ 8,413.00
505	12245	WIRE INSPECTOR/FIRE ALARM					
506	51010	\$ 46,136.18	\$ 49,417.96	\$ 47,788.00	\$ 48,617.00	\$ -	\$ -
507	51023	\$ 2,200.00	\$ 3,285.79	\$ 2,210.00	\$ 5,000.00	\$ -	\$ -
508	51030	\$ -	\$ -	\$ 166.00	\$ 1,500.00	\$ -	\$ -
509	52030	\$ 6,541.84	\$ 5,879.87	\$ 7,000.00	\$ 7,000.00	\$ -	\$ -
510	52032	\$ -	\$ -	\$ -	\$ -	\$ -	\$ -
511	52050	\$ 1,641.34	\$ 428.60	\$ 750.00	\$ 750.00	\$ -	\$ -
512	52110	\$ 4,585.36	\$ 5,288.57	\$ 5,500.00	\$ 5,830.00	\$ -	\$ -
513	52150	\$ -	\$ -	\$ -	\$ -	\$ -	\$ -
514	52170	\$ 130.80	\$ 338.35	\$ 500.00	\$ 1,000.00	\$ -	\$ -
515	52230	\$ -	\$ 14.82	\$ -	\$ -	\$ -	\$ -
516	52240	\$ -	\$ -	\$ -	\$ -	\$ -	\$ -
517	55120	\$ 180.00	\$ 210.00	\$ -	\$ -	\$ -	\$ -
518	55147	\$ -	\$ -	\$ -	\$ -	\$ -	\$ -
519	57090	\$ 350.00	\$ 350.00	\$ 350.00	\$ 350.00	\$ -	\$ -
520	* TOT/ 12245	\$ 61,765.52	\$ 65,213.96	\$ 64,264.00	\$ 70,047.00	\$ -	\$ -
521	12290	ANIMAL CONTROL OFFICER					
522	51010	\$ 34,865.54	\$ 35,834.77	\$ 35,135.00	\$ 35,838.00	\$ 35,701.00	\$ 35,701.00
523	51023	\$ -	\$ -	\$ 1,000.00	\$ 6,374.00	\$ 6,374.00	\$ 6,374.00
524	51030	\$ 88.95	\$ 101.74	\$ 500.00	\$ 500.00	\$ 500.00	\$ 500.00
525	51460	\$ 270.00	\$ 300.00	\$ 330.00	\$ 365.00	\$ 360.00	\$ 360.00
526	51551	\$ -	\$ -	\$ -	\$ -	\$ -	\$ -
527	57090	\$ 350.00	\$ 350.00	\$ 350.00	\$ 350.00	\$ 700.00	\$ 700.00
528	52240	\$ -	\$ 525.06	\$ 500.00	\$ 500.00	\$ 500.00	\$ 500.00
529	52030	\$ -	\$ 257.17	\$ 500.00	\$ 500.00	\$ 500.00	\$ 500.00
530	* TOT/ 12290	\$ 35,574.49	\$ 37,368.74	\$ 38,315.00	\$ 44,427.00	\$ 44,635.00	\$ 44,635.00



1	ORG/		2010	2011	2012	2013	2013	2013
2	OBJ	DEPARTMENT	EXPENDED	EXPENDED	BUDGETED	DEPARTMENT	MAYOR	CITY COUNCIL
531	12291	CIVIL DEFENSE						
532	51010	DEPT HEAD SALARY & WAGES	\$ 5,405.36	\$ 7,905.36	\$ 7,906.00	\$ 8,064.00	\$ 8,064.00	\$ 8,064.00
533	52050	MINOR EQUIPMENT	\$ 1,157.88	\$ 500.35	\$ 900.00	\$ 1,123.00	\$ 1,000.00	\$ 1,000.00
534	52170	PROFESSIONAL DEV & TRAVEL	\$ 129.00	\$ -	\$ 500.00	\$ 333.00	\$ 400.00	\$ 400.00
535	52230	OFFICE SUPPLIES	\$ -	\$ 48.94	\$ 100.00	\$ 104.00	\$ 100.00	\$ 100.00
536	52996	EMERGENCY FUND	\$ -	\$ -	\$ 500.00	\$ 520.00	\$ 400.00	\$ 400.00
537	55148	EMERGENCY PLAN	\$ -	\$ 1,179.40	\$ -	\$ -	\$ -	\$ -
538		* TOT/ 12291	\$ 6,692.24	\$ 9,634.05	\$ 9,906.00	\$ 10,144.00	\$ 9,964.00	\$ 9,964.00
539								
540	12292	ANIMAL SHELTER						
541	51023	SHELTER ATTENDANTS	\$ 15,900.63	\$ 16,451.24	\$ 19,154.00	\$ 20,000.00	\$ 20,000.00	\$ 20,000.00
542	52030	REPAIRS & MAINTENANCE	\$ 2,809.83	\$ 2,394.82	\$ 2,600.00	\$ 2,600.00	\$ 2,600.00	\$ 2,600.00
543	52040	INFORMATION TECHNOLOGY		\$ 633.38	\$ 550.00	\$ 600.00	\$ 600.00	\$ 600.00
544	52050	MINOR EQUIPMENT	\$ 134.99	\$ 139.98	\$ 900.00	\$ 900.00	\$ 900.00	\$ 900.00
545	52110	ENERGY & UTILITIES	\$ 7,374.81	\$ 8,244.34	\$ 7,000.00	\$ 7,000.00	\$ 7,000.00	\$ 7,000.00
546	52150	COMMUNICATIONS	\$ -	\$ 58.68	\$ -	\$ -	\$ -	\$ -
547	52151	TELECOMMUNICATIONS	\$ -	\$ -	\$ 500.00	\$ -	\$ 100.00	\$ 100.00
548	52170	PROFESSIONAL DEV & TRAVEL	\$ -	\$ -	\$ -	\$ -	\$ -	\$ -
549	52190	PROFESSIONAL SERVICES	\$ -	\$ 851.36	\$ 500.00	\$ 500.00	\$ 500.00	\$ 500.00
550	52230	OFFICE SUPPLIES	\$ 515.81	\$ 88.03	\$ 500.00	\$ 500.00	\$ 400.00	\$ 400.00
551	52997	ANIMAL CARE & DISPOSAL	\$ 9,884.72	\$ 11,368.30	\$ 15,000.00	\$ 15,000.00	\$ 15,000.00	\$ 15,000.00
552	57090	CLOTH/UNIFORM ALLOWANCE			\$ -	\$ -	\$ -	\$ -
553	55207	NEW ANIMAL SHELTER	\$ -	\$ 310.97	\$ -	\$ -	\$ -	\$ -
554		* TOT/ 12292	\$ 36,620.79	\$ 40,541.10	\$ 46,704.00	\$ 47,100.00	\$ 47,100.00	\$ 47,100.00
555								
556	12293	CIVIL ENFORCEMENT						
557	51010	DEPT HEAD SALARY & WAGES	\$ 2,499.96	\$ 2,499.96	\$ 2,500.00	\$ 2,500.00	\$ 2,500.00	\$ 2,500.00
558	51012	CLERK/ASST SAL & WAGES	\$ -	\$ -	\$ -	\$ -	\$ -	\$ -
559	51030	OVERTIME	\$ -	\$ -	\$ -	\$ -	\$ -	\$ -
560	51460	LONGEVITY	\$ -	\$ -	\$ -	\$ -	\$ -	\$ -
561	52170	PROFESSIONAL DEV & TRAVEL	\$ -	\$ -	\$ -	\$ 350.00	\$ 350.00	\$ 350.00
562	52190	PROFESSIONAL SERVICES	\$ 9,967.50	\$ 8,155.00	\$ 10,000.00	\$ 10,000.00	\$ 10,000.00	\$ 10,000.00
563	52230	OFFICE SUPPLIES	\$ 488.71	\$ 299.15	\$ 100.00	\$ 700.00	\$ 700.00	\$ 700.00
564		* TOT/ 12293	\$ 12,956.17	\$ 10,954.11	\$ 12,600.00	\$ 13,550.00	\$ 13,550.00	\$ 13,550.00
565								
566	12294	FORESTRY						
567	52030	REPAIRS & MAINTENANCE	\$ 2,337.53	\$ 3,719.47	\$ 3,500.00	\$ 3,500.00	\$ -	\$ -
568	52050	MINOR EQUIPMENT	\$ 1,292.90	\$ -	\$ 2,100.00	\$ 2,100.00	\$ -	\$ -
569	52150	COMMUNICATIONS	\$ 61.20	\$ 85.68	\$ 200.00	\$ 200.00	\$ -	\$ -
570	52170	PROFESSIONAL DEV & TRAVEL	\$ -	\$ -	\$ -	\$ -	\$ -	\$ -
571	52190	PROFESSIONAL SERVICES	\$ -	\$ -	\$ 2,500.00	\$ 2,500.00	\$ -	\$ -
572	52230	SUPPLIES	\$ 290.15	\$ -	\$ 1,100.00	\$ 1,100.00	\$ -	\$ -
573	57090	CLOTH/UNIFORM ALLOWANCE	\$ -	\$ -	\$ -	\$ -	\$ -	\$ -
574		* TOT/ 12294	\$ 3,981.78	\$ 3,805.15	\$ 9,400.00	\$ 9,400.00	\$ -	\$ -







1	ORG/		2010	2011	2012	2013	2013	2013
2	OBJ	DEPARTMENT	EXPENDED	EXPENDED	BUDGETED	DEPARTMENT	MAYOR	CITY COUNCIL
707	14421	PUBLIC WORKS						
708	51010	DEPT HEAD SALARY & WAGES	\$ 39,846.07	\$ 41,753.63	\$ 40,154.00	\$ 40,800.00	\$ -	\$ -
709	51012	CLERK/ASST SAL & WAGES	\$ 17,486.49	\$ 18,816.58	\$ 18,100.00	\$ 18,391.00	\$ -	\$ -
710	51013	BOARD & COMM SAL & WAGES	\$ -	\$ -	\$ -	\$ -	\$ -	\$ -
711	51014	MAINTENANCE CREW SAL&WGS	\$ 616,974.98	\$ 628,457.51	\$ 646,926.00	\$ 658,052.00	\$ -	\$ -
712	51030	OVERTIME	\$ 16,331.64	\$ 15,160.51	\$ 38,000.00	\$ 38,000.00	\$ -	\$ -
713	51031	WEEK-END STANDBY	\$ 17,710.00	\$ 18,920.00	\$ 17,140.00	\$ 17,140.00	\$ -	\$ -
714	51102	WORKING OUT OF GRADE	\$ 2,506.29	\$ 3,450.27	\$ 5,000.00	\$ 5,000.00	\$ -	\$ -
715	51104	MECHANIC / WELDER RATING	\$ 2,088.00	\$ 2,096.00	\$ 2,080.00	\$ 2,080.00	\$ -	\$ -
716	51105	SICK LEAVE INCENTIVE	\$ 1,270.28	\$ 1,233.94	\$ 2,000.00	\$ 2,000.00	\$ -	\$ -
717	51460	LONGEVITY	\$ 10,200.00	\$ 9,605.00	\$ 9,460.00	\$ 8,775.00	\$ -	\$ -
718	51551	TERMINATION LEAVE	\$ 13,426.98	\$ 23,231.39	\$ -	\$ -	\$ -	\$ -
719	52030	REPAIRS & MAINTENANCE		\$ -		\$ -	\$ -	\$ -
720	52040	INFORMATION TECHNOLOGY		\$ 66.06	\$ 500.00	\$ 500.00	\$ -	\$ -
721	51100	SHIFT DIFFERENTIAL	\$ 34.51	\$ 154.27	\$ 1,000.00	\$ 1,000.00	\$ -	\$ -
722	52150	COMMUNICATIONS	\$ 529.63	\$ -	\$ 500.00	\$ 500.00	\$ -	\$ -
723	52151	TELECOMMUNICATIONS		\$ 585.71	\$ 500.00	\$ 500.00	\$ -	\$ -
724	52170	PROFESSIONAL DEV & TRAVEL	\$ 236.25	\$ 337.25	\$ 443.00	\$ 250.00	\$ -	\$ -
725	52190	PROFESSIONAL SERVICES	\$ 526.58	\$ -	\$ 807.00	\$ 1,000.00	\$ -	\$ -
726	52230	OFFICE SUPPLIES	\$ 1,076.00	\$ 459.36	\$ 1,000.00	\$ 1,000.00	\$ -	\$ -
727	52240	VEHICLE SUPPLIES		\$ -		\$ -	\$ -	\$ -
728	55090	BOND--NEW VEHICLES	\$ -	\$ -	\$ -	\$ -	\$ -	\$ -
729	55123	NEW EQUIPMENT	\$ -	\$ -	\$ -	\$ 16,000.00	\$ -	\$ -
730	55145	RADIO TOWER	\$ -	\$ -	\$ -	\$ -	\$ -	\$ -
731	57090	CLOTH/UNIFORM ALLOWANCE	\$ 9,200.00	\$ 9,200.00	\$ 9,700.00	\$ 11,930.00	\$ -	\$ -
732		* TOT/ 14421	\$ 749,443.70	\$ 773,527.48	\$ 793,310.00	\$ 822,918.00	\$ -	\$ -
733	14429	MUNICIPAL GARAGE						
734	52030	REPAIRS & MAINTENANCE	\$ 30,690.27	\$ 28,521.42	\$ 30,000.00	\$ 30,000.00	\$ -	\$ -
735	52040	INFORMATION TECHNOLOGY		\$ 3,436.60	\$ 500.00	\$ 500.00	\$ -	\$ -
736	52050	MINOR EQUIPMENT	\$ 12,859.93	\$ 3,299.34	\$ 5,000.00	\$ 5,000.00	\$ -	\$ -
737	52110	ENERGY & UTILITIES	\$ 29,425.24	\$ 30,359.59	\$ 45,000.00	\$ 45,000.00	\$ -	\$ -
738	52150	COMMUNICATIONS	\$ 602.90	\$ -	\$ -	\$ 500.00	\$ -	\$ -
739	52151	TELECOMMUNICATIONS		\$ 663.87	\$ 1,000.00	\$ 500.00	\$ -	\$ -
740	52170	PROFESSIONAL DEV & TRAVEL	\$ 1,312.00	\$ 1,246.15	\$ 2,000.00	\$ 1,000.00	\$ -	\$ -
741	52190	PROFESSIONAL SERVICES	\$ 6,116.20	\$ 2,002.42	\$ 7,500.00	\$ 8,500.00	\$ -	\$ -
742	52240	VEHICLE SUPPLIES	\$ 143,658.43	\$ 196,475.63	\$ 185,000.00	\$ 185,000.00	\$ -	\$ -
743	55011	HEATING SYSTEM IMPROVEMENTS	\$ -	\$ -	\$ -	\$ -	\$ -	\$ -
744	55107	OVERHEAD DOOR REPLACEMENTS	\$ -	\$ -	\$ -	\$ -	\$ -	\$ -
745	55123	NEW EQUIPMENT	\$ -	\$ -	\$ -	\$ -	\$ -	\$ -
746	55163	BUILDING REHAB	\$ 8,042.65	\$ 6,300.39	\$ 10,000.00	\$ 10,000.00	\$ -	\$ -
747	57090	CLOTH/UNIFORM ALLOWANCE	\$ -	\$ -	\$ -	\$ -	\$ -	\$ -
748	57800	COLD STORAGE BUILDING	\$ -	\$ -	\$ -	\$ -	\$ -	\$ -
749	58152	PAINT BUILDING/RESURFACE	\$ -	\$ 18,991.91	\$ -	\$ -	\$ -	\$ -
750		* TOT/ 14429	\$ 232,707.62	\$ 291,297.32	\$ 286,000.00	\$ 286,000.00	\$ -	\$ -

1	ORG/		2010	2011	2012	2013	2013	2013
2	OBJ	DEPARTMENT	EXPENDED	EXPENDED	BUDGETED	DEPARTMENT	MAYOR	CITY COUNCIL
751	14482	AIRPORT						
752	52030	REPAIRS & MAINTENANCE	\$ 1,868.56	\$ 3,988.49	\$ 3,750.00	\$ 3,750.00	\$ 3,750.00	\$ 3,750.00
753	52050	MINOR EQUIPMENT	\$ 23.69	\$ 154.28	\$ 200.00	\$ 50.00	\$ 50.00	\$ 50.00
754	52110	ENERGY & UTILITIES	\$ 5,533.99	\$ 6,111.13	\$ 6,000.00	\$ 6,450.00	\$ 6,450.00	\$ 6,450.00
755	52150	COMMUNICATIONS	\$ 254.35	\$ 16.51	\$ 200.00	\$ 150.00	\$ 150.00	\$ 150.00
756	52170	TELECOMMUNICATIONS		\$ 528.30	\$ 600.00	\$ 550.00	\$ 550.00	\$ 550.00
757	52190	AIRPORT MANAGER	\$ -	\$ -	\$ -	\$ -	\$ -	\$ -
758	52191	PROFESSIONAL SERVICES	\$ 964.80	\$ 252.00	\$ 1,500.00	\$ 500.00	\$ 500.00	\$ 500.00
759	52210	SNOW & ICE	\$ -	\$ 939.75	\$ -	\$ -	\$ -	\$ -
760	52230	OFFICE SUPPLIES	\$ 29.99	\$ -	\$ 50.00	\$ 50.00	\$ 50.00	\$ 50.00
761	52240	VEHICLE SUPPLIES	\$ 797.58	\$ 736.32	\$ 1,200.00	\$ 1,000.00	\$ 1,000.00	\$ 1,000.00
762		* TOT/ 14482	\$ 9,472.96	\$ 12,726.78	\$ 13,500.00	\$ 12,500.00	\$ 12,500.00	\$ 12,500.00
763	14490	CEMETERY						
764	51024	MAINTENANCE CREW	\$ -	\$ -	\$ -	\$ -	\$ -	\$ -
765	52030	REPAIRS & MAINTENANCE	\$ 4,975.64	\$ 3,558.86	\$ 5,500.00	\$ 5,500.00	\$ -	\$ -
766	52050	MINOR EQUIPMENT	\$ 58.60	\$ 1,009.62	\$ 2,000.00	\$ 2,000.00	\$ -	\$ -
767	52110	ENERGY & UTILITIES	\$ 2,264.34	\$ 2,407.11	\$ 2,500.00	\$ 2,500.00	\$ -	\$ -
768	52150	COMMUNICATIONS	\$ -	\$ -	\$ 200.00	\$ 200.00	\$ -	\$ -
769	52230	OFFICE SUPPLIES	\$ -	\$ 101.03	\$ 400.00	\$ 400.00	\$ -	\$ -
770	52985	VEHICLE SUPPLIES	\$ -	\$ 1,115.04	\$ -	\$ -	\$ -	\$ -
771	57090	CLOTH/UNIFORM ALLOWANCE	\$ -	\$ -	\$ -	\$ -	\$ -	\$ -
772		* TOT/ 14490	\$ 7,298.58	\$ 8,191.66	\$ 10,600.00	\$ 10,600.00	\$ -	\$ -
773	15512	HEALTH						
774	51010	DEPT HEAD SALARY & WAGES	\$ 34,865.53	\$ 36,534.59	\$ 35,135.00	\$ 35,135.00	\$ 35,700.00	\$ 35,700.00
775	51011	P/T AST SANI INSPE SAL&WG	\$ 30,141.56	\$ 31,100.97	\$ 41,169.00	\$ 46,003.00	\$ 46,923.00	\$ 46,923.00
776	51012	CLERK/ASST SAL & WAGES	\$ 33,940.97	\$ 34,842.85	\$ 35,131.00	\$ 35,131.00	\$ 35,696.00	\$ 35,696.00
777	51013	P/T CLERK/ASST SALARY & WAGES	\$ 17,331.17	\$ 17,982.83	\$ -	\$ -	\$ -	\$ -
778	51014	BOARD & COMM SAL & WAGES	\$ 3,498.37	\$ 3,333.29	\$ 3,500.00	\$ 3,500.00	\$ 3,500.00	\$ 3,500.00
779	51030	OVERTIME	\$ 364.91	\$ 328.37	\$ 1,000.00	\$ 1,000.00	\$ 1,000.00	\$ 1,000.00
780	51460	LONGEVITY	\$ 735.00	\$ 800.00	\$ 895.00	\$ 895.00	\$ 920.00	\$ 920.00
781	51551	TERMINATION LEAVE	\$ -	\$ -	\$ 624.00	\$ -	\$ -	\$ -
782	52030	REPAIRS & MAINTENANCE	\$ 587.90	\$ 17.50	\$ 500.00	\$ 500.00	\$ 500.00	\$ 500.00
783	52040	INFORMATION TECHNOLOGY		\$ 2,690.16	\$ 119.00	\$ 300.00	\$ 300.00	\$ 300.00
784	52050	MINOR EQUIPMENT	\$ -	\$ 551.28	\$ 881.00	\$ 1,000.00	\$ 1,000.00	\$ 1,000.00
786	52150	COMMUNICATIONS	\$ 4,197.04	\$ -	\$ 300.00	\$ 300.00	\$ 300.00	\$ 300.00
787	52151	TELECOMMUNICATIONS		\$ 2,869.60	\$ 4,000.00	\$ 4,000.00	\$ 4,000.00	\$ 4,000.00
788	52170	PROFESSIONAL DEV & TRAVEL	\$ 1,046.00	\$ 916.70	\$ 1,500.00	\$ 1,800.00	\$ 1,800.00	\$ 1,800.00
789	52190	PROFESSIONAL SERVICES	\$ 1,901.00	\$ 3,461.20	\$ 7,000.00	\$ 7,000.00	\$ 7,000.00	\$ 7,000.00
791	52230	OFFICE SUPPLIES	\$ 4,642.07	\$ 2,369.00	\$ 4,000.00	\$ 4,000.00	\$ 4,000.00	\$ 4,000.00
792	52240	VEHICLE SUPPLIES		\$ 1,026.34	\$ 1,000.00	\$ 1,000.00	\$ 1,000.00	\$ 1,000.00
794	54100	NURSING SERVICES	\$ 14,000.00	\$ 14,000.00	\$ 16,500.00	\$ 17,000.00	\$ 17,000.00	\$ 17,000.00
800	55371	MUNICIPAL DUMPSTER COLLECTION	\$ 18,906.03	\$ 19,714.22	\$ 20,000.00	\$ 20,600.00	\$ 20,600.00	\$ 20,600.00
801	57090	CLOTH/UNIFORM ALLOWANCE	\$ 700.00	\$ 700.00	\$ 700.00	\$ 700.00	\$ 700.00	\$ 700.00
802		* TOT/ 15512	\$ 166,857.55	\$ 173,238.90	\$ 173,954.00	\$ 179,864.00	\$ 181,939.00	\$ 181,939.00



1	ORG/	2010	2011	2012	2013	2013	2013
2	OBJ	EXPENDED	EXPENDED	BUDGETED	DEPARTMENT	MAYOR	CITY COUNCIL
847	15549	DISABILITIES COMMISSION					
848	51012	\$ -	\$ -	\$ -	\$ -	\$ -	\$ -
849	52170	\$ -	\$ -	\$ 250.00	\$ 250.00	\$ 250.00	\$ 250.00
850	52190	\$ -	\$ -	\$ -	\$ -	\$ -	\$ -
851	52230	\$ -	\$ -	\$ 50.00	\$ 50.00	\$ 50.00	\$ 50.00
852	* TOT/ 15549	\$ -	\$ -	\$ 300.00	\$ 300.00	\$ 300.00	\$ 300.00
853							
854	16610	LIBRARY					
855	51010	\$ 64,750.00	\$ 57,929.07	\$ 62,731.00	\$ 65,000.00	\$ 66,300.00	\$ 66,300.00
856	51011	\$ 36,608.12	\$ 37,248.91	\$ 42,000.00	\$ 36,891.00	\$ 37,485.00	\$ 37,485.00
857	51012	\$ 125,807.81	\$ 129,385.96	\$ 95,085.00	\$ 95,085.00	\$ 96,615.00	\$ 96,615.00
858	51013	\$ 33,364.05	\$ 29,024.55	\$ 100,812.00	\$ 67,208.00	\$ 68,289.00	\$ 68,289.00
859	51014	\$ 36,608.28	\$ 37,625.77	\$ 36,891.00	\$ 36,891.00	\$ 37,484.00	\$ 37,484.00
860	51015	\$ 20,000.00	\$ 49,127.65	\$ 21,369.00	\$ 30,122.00	\$ 30,122.00	\$ 30,122.00
861	51016	\$ 34,137.74	\$ 35,086.74	\$ 34,402.00	\$ 34,402.00	\$ 34,955.00	\$ 34,955.00
862	51017	\$ -	\$ -	\$ -	\$ 51,363.00	\$ 51,363.00	\$ 51,363.00
863	51030	\$ -	\$ 524.35	\$ -	\$ -	\$ -	\$ -
864	51460	\$ 5,010.00	\$ 5,325.00	\$ 4,545.00	\$ 4,395.00	\$ 4,395.00	\$ 4,395.00
865	51551	\$ -	\$ 38,322.37	\$ -	\$ -	\$ -	\$ -
866	52030	\$ 12,576.09	\$ 22,828.90	\$ 5,000.00	\$ 10,000.00	\$ 10,000.00	\$ 10,000.00
867	52040		\$ 8,054.46	\$ 10,000.00	\$ 10,000.00	\$ 10,000.00	\$ 10,000.00
868	52050		\$ -	\$ -	\$ -	\$ -	\$ -
869	52110	\$ 33,759.86	\$ 34,990.11	\$ 35,000.00	\$ 35,000.00	\$ 35,000.00	\$ 35,000.00
870	52150	\$ 3,145.25	\$ 792.14	\$ 1,560.00	\$ 1,200.00	\$ 1,200.00	\$ 1,200.00
871	52151		\$ 2,759.60	\$ 2,700.00	\$ 3,200.00	\$ 3,200.00	\$ 3,200.00
872	52170		\$ -	\$ -	\$ -	\$ -	\$ -
873	52190	\$ 29,824.00	\$ 27,688.00	\$ 30,000.00	\$ 30,000.00	\$ 30,000.00	\$ 30,000.00
874	52230	\$ 2,669.93	\$ 1,579.25	\$ 3,200.00	\$ 2,500.00	\$ 2,500.00	\$ 2,500.00
875	52231	\$ 4,271.51	\$ 4,397.70	\$ 5,000.00	\$ 6,500.00	\$ 6,500.00	\$ 6,500.00
876	52240		\$ -	\$ -	\$ -	\$ -	\$ -
877	52270	\$ 89,694.36	\$ 57,725.84	\$ 66,810.00	\$ 72,000.00	\$ 72,000.00	\$ 72,000.00
878	53333	\$ -	\$ -	\$ -	\$ -	\$ -	\$ -
879	57500	\$ 10,734.00	\$ 10,859.00	\$ 11,000.00	\$ 11,500.00	\$ 11,500.00	\$ 11,500.00
880	58205	\$ -	\$ -	\$ -	\$ -	\$ -	\$ -
881	* TOT/ 16610	\$ 542,961.00	\$ 591,275.37	\$ 568,105.00	\$ 603,257.00	\$ 608,908.00	\$ 608,908.00
882							
883	16620	RECREATION					
884	52030	\$ -	\$ -	\$ -	\$ -	\$ -	\$ -
885	52170	\$ -	\$ -	\$ -	\$ -	\$ -	\$ -
886	52190	\$ -	\$ -	\$ -	\$ -	\$ 10,000.00	\$ 10,000.00
887	52230	\$ -	\$ -	\$ -	\$ -	\$ -	\$ -
888	55057	\$ 304.01	\$ 305.00	\$ 1,000.00	\$ 1,000.00	\$ 1,000.00	\$ 1,000.00
889	58150	\$ -	\$ -	\$ -	\$ 10,000.00	\$ 10,000.00	\$ 10,000.00
890	* TOT/ 16620	\$ 304.01	\$ 305.00	\$ 1,000.00	\$ 11,000.00	\$ 21,000.00	\$ 21,000.00



1	ORG/	2010	2011	2012	2013	2013	2013
2	OBJ	EXPENDED	EXPENDED	BUDGETED	DEPARTMENT	MAYOR	CITY COUNCIL
891	16621	GREENWOOD MEMORIAL POOL					
892	51010	\$ 49,854.66	\$ 51,145.61	\$ 50,193.00	\$ 51,197.00	\$ 51,001.00	\$ 51,001.00
893	51012	\$ -	\$ 277.00	\$ -	\$ -	\$ -	\$ -
894	51013	\$ 34,893.57	\$ 37,038.97	\$ 32,000.00	\$ 32,000.00	\$ 32,000.00	\$ 32,000.00
895	51016	\$ -	\$ -	\$ -	\$ -	\$ -	\$ -
896	51030	\$ -	\$ 131.19	\$ -	\$ -	\$ -	\$ -
897	51460	\$ 1,005.00	\$ 1,050.00	\$ 1,095.00	\$ 1,140.00	\$ 1,140.00	\$ 1,140.00
898	51551	\$ -	\$ -	\$ -	\$ -	\$ -	\$ -
899	52030	\$ 7,937.34	\$ 8,328.89	\$ 26,000.00	\$ 6,000.00	\$ 6,000.00	\$ 6,000.00
900	52040		\$ -		\$ -		
901	52050	\$ -	\$ -	\$ -	\$ -	\$ -	\$ -
902	52110	\$ 41,547.05	\$ 46,108.46	\$ 50,000.00	\$ 50,000.00	\$ 50,000.00	\$ 50,000.00
903	52150	\$ 344.57	\$ -	\$ 800.00	\$ 800.00	\$ 800.00	\$ 800.00
904	52151		\$ 349.48		\$ -		
905	52170	\$ -	\$ -	\$ 250.00	\$ -	\$ -	\$ -
906	52230	\$ -	\$ -	\$ 150.00	\$ 400.00	\$ 400.00	\$ 400.00
907	52231	\$ 5,231.54	\$ 6,546.68	\$ 9,000.00	\$ 9,000.00	\$ 9,000.00	\$ 9,000.00
908	52240				\$ -		
909	55161	\$ -	\$ -	\$ -	\$ -	\$ -	\$ -
910	55162	\$ -	\$ 1,695.46	\$ -	\$ -	\$ -	\$ -
911	* TOT/ 16621	\$ 140,813.73	\$ 152,671.74	\$ 169,488.00	\$ 150,537.00	\$ 150,341.00	\$ 150,341.00
912	16625	MUNICIPAL GROUNDS					
913	51010	\$ 54,996.46	\$ 66,550.00	\$ 65,250.00	\$ 66,300.00	\$ -	\$ -
914	51012	\$ 15,384.68	\$ 31,858.69	\$ 21,244.00	\$ 21,596.00	\$ -	\$ -
915	51013	\$ 111,969.02	\$ 111,102.67	\$ 116,615.00	\$ 147,329.00	\$ -	\$ -
916	51014	\$ 2,700.00	\$ 2,200.00	\$ 2,700.00	\$ 2,700.00	\$ -	\$ -
917	51020	\$ -	\$ -	\$ -	\$ -	\$ -	\$ -
918	51030	\$ 3,415.26	\$ 8,283.03	\$ 8,000.00	\$ 8,000.00	\$ -	\$ -
919	51102	\$ 1,152.56	\$ 1,084.88	\$ 2,000.00	\$ 2,000.00	\$ -	\$ -
920	51105	\$ -	\$ -	\$ 1,500.00	\$ 1,500.00	\$ -	\$ -
921	51460	\$ 2,250.00	\$ 2,357.50	\$ 2,615.00	\$ 2,740.00	\$ -	\$ -
922	51551	\$ 2,416.32	\$ -	\$ -	\$ -	\$ -	\$ -
923	52030	\$ 7,251.34	\$ 3,961.32	\$ 10,000.00	\$ 10,000.00	\$ -	\$ -
924	52040		\$ 65.99		\$ -	\$ -	\$ -
925	52050	\$ -	\$ -	\$ 2,000.00	\$ 2,000.00	\$ -	\$ -
926	52150	\$ 1,523.44	\$ 140.77	\$ 200.00	\$ 200.00	\$ -	\$ -
927	52151		\$ 2,896.09	\$ 1,000.00	\$ 2,000.00	\$ -	\$ -
928	52170	\$ 67.95	\$ 120.00		\$ -	\$ -	\$ -
929	52190		\$ -		\$ -	\$ -	\$ -
930	52230	\$ 357.29	\$ 236.44	\$ 1,000.00	\$ 1,000.00	\$ -	\$ -
931	52240		\$ 6,551.81	\$ 3,000.00	\$ 3,000.00	\$ -	\$ -
932	52990	\$ -	\$ -	\$ -	\$ -	\$ -	\$ -
933	57090	\$ 2,050.00	\$ 2,050.00	\$ 2,050.00	\$ 2,550.00	\$ -	\$ -
934	* TOT/ 16625	\$ 205,534.32	\$ 239,459.19	\$ 239,174.00	\$ 272,915.00	\$ -	\$ -

1	ORG/	2010	2011	2012	2013	2013	2013
2	OBJ	EXPENDED	EXPENDED	BUDGETED	DEPARTMENT	MAYOR	CITY COUNCIL
935	16630 PARKS						
936	52030 REPAIRS & MAINTENANCE	\$ 535.61	\$ 1,471.52	\$ 500.00	\$ 500.00	\$ -	\$ -
937	52110 ENERGY & UTILITIES	\$ 2,085.78	\$ 1,882.20	\$ 2,200.00	\$ 2,200.00	\$ -	\$ -
938	52150 COMMUNICATIONS	\$ -	\$ 85.68	\$ 300.00	\$ 300.00	\$ -	\$ -
939	58150 PLAYGROUND IMPROVEMENTS	\$ 5,978.19	\$ 5,068.09	\$ 6,000.00	\$ 6,000.00	\$ -	\$ -
940	* TOT/ 16630	\$ 8,599.58	\$ 8,507.49	\$ 9,000.00	\$ 9,000.00	\$ -	\$ -
941	16650 HISTORICAL COMMISSION						
942	52170 PROFESSIONAL DEV & TRAVEL	\$ -	\$ -	\$ -	\$ -	\$ -	\$ -
943	52190 PROFESSIONAL SERVICES	\$ -	\$ -	\$ -	\$ -	\$ -	\$ -
944	52230 OFFICE SUPPLIES	\$ 300.00	\$ -	\$ 200.00	\$ 200.00	\$ 200.00	\$ 200.00
945	55141 CEMETERY RESTORATION	\$ -	\$ -	\$ -	\$ -	\$ -	\$ -
946	55149 LUCY STONE COMM MARKERS	\$ -	\$ -	\$ -	\$ -	\$ -	\$ -
947	55150 MARKER, UPTOWN HISTORIC DIST	\$ -	\$ -	\$ -	\$ -	\$ -	\$ -
948	55151 PRINTING, GARDNER: A PORTRAIT	\$ -	\$ -	\$ -	\$ -	\$ -	\$ -
949	* TOT/ 16650	\$ 300.00	\$ -	\$ 200.00	\$ 200.00	\$ 200.00	\$ 200.00
950							
951	17710 DEBT SERVICE						
952	57600 PRINCIPAL - INSIDE DEBT	\$ 698,094.00	\$ 698,094.00	\$ 1,840,234.00	\$ 1,040,000.00	\$ 1,040,000.00	\$ 1,040,000.00
953	57601 PRINCIPAL - OUTSIDE DEBT	\$ 778,200.00	\$ 770,500.00	\$ 765,500.00	\$ 765,500.00	\$ 765,500.00	\$ 765,500.00
954	57610 INTEREST - INSIDE DEBT	\$ 64,666.50	\$ 55,061.25	\$ 45,365.00	\$ 32,800.00	\$ 32,800.00	\$ 32,800.00
955	57611 INTEREST - OUTSIDE DEBT	\$ 292,002.65	\$ 260,036.65	\$ 227,416.00	\$ 194,734.00	\$ 195,000.00	\$ 195,000.00
956	57621 INTEREST TEMPORARY LOANS	\$ 35,790.26	\$ 10,908.10	\$ 49,416.00	\$ 100,000.00	\$ 80,000.00	\$ 80,000.00
957	* TOT/ 17710	\$ 1,868,753.41	\$ 1,794,600.00	\$ 2,927,931.00	\$ 2,133,034.00	\$ 2,113,300.00	\$ 2,113,300.00
958							
959	19910 CONTRIBUTORY RETIREMENT						
960	51011 EXECUTIVE SEC SAL & WAGES	\$ 47,922.00	\$ 51,568.82	\$ 53,753.00	\$ 56,121.00	\$ 55,684.00	\$ 55,684.00
961	51014 BOARD & COMM SAL & WAGES	\$ 15,050.00	\$ 15,300.00	\$ 15,300.00	\$ 15,300.00	\$ 15,300.00	\$ 15,300.00
962	51023 PART TIME SALARY & WAGES	\$ -	\$ -	\$ 7,500.00	\$ 5,000.00	\$ 5,000.00	\$ 5,000.00
963	51030 OVERTIME	\$ -	\$ -	\$ -	\$ -	\$ -	\$ -
964	51460 LONGEVITY	\$ 390.00	\$ 420.00	\$ 450.00	\$ 480.00	\$ 480.00	\$ 480.00
965	51551 TERMINATION LEAVE	\$ -	\$ -	\$ -	\$ -	\$ -	\$ -
966	57070 CONTRIB RETIRE ASSESSMENT	\$ 2,473,828.00	\$ 2,517,859.00	\$ 2,571,175.00	\$ 2,744,652.00	\$ 2,744,652.00	\$ 2,744,652.00
967	57071 MILITARY LEAVE ASSESSMENT	\$ -	\$ -	\$ -	\$ -	\$ -	\$ -
968	57072 WORKER'S COMP ASSESSMENT	\$ -	\$ -	\$ -	\$ -	\$ -	\$ -
969	* TOT/ 19910	\$ 2,537,190.00	\$ 2,585,147.82	\$ 2,648,178.00	\$ 2,821,553.00	\$ 2,821,116.00	\$ 2,821,116.00
970	19911 NON-CONTRIB RETIREMENT						
971	57181 WIDOW'S ANNUITY	\$ -	\$ -	\$ -	\$ -	\$ -	\$ -
972	57182 WIDOW'S ANNUITY-CHAP 420	\$ -	\$ -	\$ -	\$ -	\$ -	\$ -
973	57183 WIDOW'S ANNUITY-CHAP 318	\$ -	\$ -	\$ -	\$ -	\$ -	\$ -
974	57185 POLICE PENSIONS	\$ -	\$ -	\$ -	\$ -	\$ -	\$ -
975	57186 FIRE PENSIONS	\$ -	\$ -	\$ -	\$ -	\$ -	\$ -
976	57188 SCHOOL PENSIONS	\$ 27,117.86	\$ 33,922.08	\$ 34,283.00	\$ 34,673.00	\$ 34,673.00	\$ 34,673.00
977	57189 HIGHWAY PENSIONS	\$ -	\$ -	\$ -	\$ -	\$ -	\$ -
978	* TOT/ 19911	\$ 27,117.86	\$ 33,922.08	\$ 34,283.00	\$ 34,673.00	\$ 34,673.00	\$ 34,673.00



1	ORG/		2010	2011	2012	2013	2013	2013
2	OBJ	DEPARTMENT	EXPENDED	EXPENDED	BUDGETED	DEPARTMENT	MAYOR	CITY COUNCIL
1023	61440	SEWER						
1024	51010	DEPT HEAD SALARY & WAGES	\$ 19,923.30	\$ 20,077.18	\$ 20,077.00	\$ 20,478.54	\$ 22,000.00	\$ 22,000.00
1025	51011	ENGINEER SALARY & WAGES	\$ 21,833.69	\$ 21,833.70	\$ 21,834.00	\$ 22,270.68	\$ 22,185.00	\$ 22,185.00
1026	51012	CLERK/ASST SAL & WAGES	\$ 21,075.16	\$ 35,993.58	\$ 35,298.00	\$ 36,003.96	\$ 35,866.00	\$ 35,866.00
1027	51013	PART TIME CLERK	\$ 15,288.74	\$ 16,136.43	\$ -	\$ -	\$ -	\$ -
1028	51014	MAINTENANCE CREW-SAL&WGS	\$ 37,736.34	\$ 44,208.48	\$ 45,310.00	\$ 44,172.12	\$ 42,579.00	\$ 42,579.00
1029	51015	DPW CLERK SALARY	\$ 8,743.24	\$ 9,048.05	\$ 9,050.00	\$ 9,050.00	\$ 9,196.00	\$ 9,196.00
1030	51020	ENGINEER SALARY	\$ 5,497.49	\$ -	\$ -	\$ -	\$ -	\$ -
1031	51030	OVERTIME	\$ 310.70	\$ 12.44	\$ 4,000.00	\$ 4,000.00	\$ 4,000.00	\$ 4,000.00
1032	51090	CLOTH/UNIFORM ALLOWANCE	\$ 700.00	\$ 700.00	\$ 700.00	\$ 700.00	\$ 700.00	\$ 700.00
1033	51102	WORKING OUT OF GRADE	\$ -	\$ -	\$ 1,000.00	\$ 1,000.00	\$ 1,000.00	\$ 1,000.00
1034	51105	SICK LEAVE INCENTIVE	\$ 546.48	\$ 740.80	\$ 100.00	\$ 1,000.00	\$ 1,000.00	\$ 1,000.00
1035	51460	LONGEVITY	\$ 885.00	\$ 967.50	\$ 820.00	\$ 640.00	\$ 640.00	\$ 640.00
1036	51551	TERMINATION LEAVE	\$ -	\$ -	\$ -	\$ -	\$ -	\$ -
1037	52030	REPAIRS & MAINTENANCE	\$ 412.97	\$ 4,562.74	\$ 500.00	\$ 500.00	\$ 500.00	\$ 500.00
1038	52031	REPAIRS TO MAINS	\$ 27,481.94	\$ 7,038.37	\$ 50,000.00	\$ 50,000.00	\$ 50,000.00	\$ 50,000.00
1039	52040	INFORMATION TECHNOLOGY	\$ -	\$ 216.45	\$ -	\$ -	\$ -	\$ -
1040	52050	NEW EQUIPMENT	\$ 37,278.00	\$ -	\$ 59,500.00	\$ 50,000.00	\$ 50,000.00	\$ 50,000.00
1041	52110	ENERGY & UTILITIES	\$ -	\$ -	\$ -	\$ -	\$ -	\$ -
1042	52150	COMMUNICATIONS	\$ 799.30	\$ 471.10	\$ 500.00	\$ 300.00	\$ 300.00	\$ 300.00
1043	52151	TELECOMMUNICATIONS	\$ -	\$ 911.50	\$ 2,000.00	\$ 2,000.00	\$ 2,000.00	\$ 2,000.00
1044	52170	PROFESSIONAL DEV & TRAVEL	\$ 105.00	\$ 424.50	\$ 750.00	\$ 750.00	\$ 750.00	\$ 750.00
1045	52190	PROFESSIONAL SERVICES	\$ 16,215.56	\$ 34,920.23	\$ 25,000.00	\$ 20,000.00	\$ 20,000.00	\$ 20,000.00
1046	52192	WPAT ADMINISTRATIVE FEES	\$ -	\$ -	\$ -	\$ -	\$ -	\$ -
1047	52230	OFFICE SUPPLIES	\$ 9,747.49	\$ 4,117.27	\$ 10,000.00	\$ 10,000.00	\$ 10,000.00	\$ 10,000.00
1048	52231	CHEMICAL TREATMENT	\$ 41,919.00	\$ 57,644.00	\$ 25,000.00	\$ 60,000.00	\$ 60,000.00	\$ 60,000.00
1049	52360	AWWTP CONTRACT OPERATIONS	\$ 1,138,766.90	\$ 1,275,013.58	\$ 1,289,963.00	\$ 1,336,835.00	\$ 1,336,835.00	\$ 1,336,835.00
1050	52380	INDIRECT COSTS REIMBURSE	\$ -	\$ -	\$ 75,000.00	\$ 75,000.00	\$ 100,000.00	\$ 100,000.00
1051	55030	SEWER SYSTEM MODEL SOFTWARE	\$ -	\$ -	\$ -	\$ 10,000.00	\$ 10,000.00	\$ 10,000.00
1052	55032	COPPER OPTIMIZATION STUDY	\$ -	\$ -	\$ -	\$ 50,000.00	\$ 5,000.00	\$ 5,000.00
1053	55032	WWTF STUDY	\$ -	\$ -	\$ 75,000.00	\$ -	\$ -	\$ -
1054	55034	NPDES REPORT / WWTF STUDY	\$ -	\$ 13,343.51	\$ 75,000.00	\$ 50,000.00	\$ 5,000.00	\$ 5,000.00
1055	55123	COLD STORAGE BUILDING	\$ -	\$ -	\$ -	\$ -	\$ -	\$ -
1056	55139	I & I REMOVAL	\$ 321,233.56	\$ 164,189.01	\$ 600,000.00	\$ 600,000.00	\$ 600,000.00	\$ 600,000.00
1057	56902	TAXES OTHER TOWNS	\$ -	\$ -	\$ 300.00	\$ 300.00	\$ 300.00	\$ 300.00
1058	57090	CLOTH/UNIFORM ALLOWANCE	\$ -	\$ -	\$ -	\$ -	\$ -	\$ -
1059	57601	PRINCIPAL - OUTSIDE DEBT	\$ 156,110.60	\$ 155,932.57	\$ 156,472.00	\$ 156,150.00	\$ 156,150.00	\$ 156,150.00
1060	57611	INTEREST - OUTSIDE DEBT	\$ 69,414.11	\$ 63,019.07	\$ 56,488.00	\$ 36,857.00	\$ 36,857.00	\$ 36,857.00
1061	62050	ENCUMB NEW EQUIPMENT	\$ -	\$ 12,599.00	\$ -	\$ -	\$ -	\$ -
1062	62190	ENCUMB PROFESSIONAL SERV	\$ -	\$ 9,863.75	\$ -	\$ -	\$ -	\$ -
1063	62360	ENCUMB AWWT CONT&OPERATIO	\$ 10,924.66	\$ 102,387.90	\$ -	\$ -	\$ -	\$ -
1064	65034	ENC. FACILITY ASSESS. INVENTOR	\$ -	\$ 1,400.49	\$ -	\$ -	\$ -	\$ -
1065	65139	ENCUMB I & I REMOVAL	\$ -	\$ 546,132.89	\$ -	\$ -	\$ -	\$ -
1066	* TOT/61440		\$ 1,962,949.23	\$ 2,603,906.09	\$ 2,639,662.00	\$ 2,648,007.30	\$ 2,582,858.00	\$ 2,582,858.00

1	ORG/		2010	2011	2012	2013	2013	2013
2	OBJ	DEPARTMENT	EXPENDED	EXPENDED	BUDGETED	DEPARTMENT	MAYOR	CITY COUNCIL
1067	62450	WATER						
1068	51010	DEPT HEAD SALARY & WAGES	\$ 19,922.79	\$ 20,076.85	\$ 20,077.00	\$ 20,478.54	\$ 22,000.00	\$ 22,000.00
1069	51011	ENGINEER SALARY & WAGES	\$ 21,833.69	\$ 21,833.70	\$ 21,831.00	\$ 22,267.62	\$ 22,185.00	\$ 22,185.00
1070	51012	CLERK/ASST SAL & WAGES	\$ 34,102.66	\$ 35,993.57	\$ 35,298.00	\$ 36,003.96	\$ 35,866.00	\$ 35,866.00
1071	51014	MAINTENANCE CREW SAL&WGS	\$ 50,369.60	\$ 51,536.32	\$ 50,530.00	\$ 51,540.60	\$ 51,335.00	\$ 51,335.00
1072	51015	PW CLERK SALARY	\$ 8,743.19	\$ 9,047.72	\$ 9,050.00	\$ 9,196.00	\$ 9,196.00	\$ 9,196.00
1073	51020	ENGINEER SALARY	\$ 5,497.44	\$ -	\$ -	\$ -	\$ -	\$ -
1074	51030	OVERTIME	\$ 1,086.24	\$ 616.16	\$ 4,000.00	\$ 4,000.00	\$ 4,000.00	\$ 4,000.00
1075	51031	STANDBY	\$ 160.00	\$ -	\$ -	\$ 700.00	\$ -	\$ -
1076	51090	CLOTH/UNIFORM ALLOWANCE	\$ 700.00	\$ 700.00	\$ 700.00	\$ 700.00	\$ 700.00	\$ 700.00
1077	51105	SICK LEAVE INCENTIVE	\$ -	\$ -	\$ 100.00	\$ 100.00	\$ 100.00	\$ 100.00
1078	51460	LONGEVITY	\$ 600.00	\$ 665.00	\$ 730.00	\$ 845.00	\$ 820.00	\$ 820.00
1079	52030	REPAIRS & MAINTENANCE	\$ 5,608.52	\$ 13,048.61	\$ 1,000.00	\$ 1,000.00	\$ 1,000.00	\$ 1,000.00
1080	52031	REPAIRS TO MAINS	\$ 18,880.12	\$ 18,877.43	\$ 20,000.00	\$ 20,000.00	\$ 20,000.00	\$ 20,000.00
1081	52040	INFORMATION TECHNOLOGY		\$ 270.00	\$ 500.00	\$ -		
1082	52050	MINOR EQUIPMENT	\$ -	\$ -	\$ -	\$ -	\$ -	\$ -
1083	52110	ENERGY & UTILITIES	\$ -	\$ -	\$ 100.00	\$ 100.00	\$ -	\$ -
1084	52150	COMMUNICATIONS	\$ 564.32	\$ 413.10	\$ 500.00	\$ 1,000.00	\$ 1,000.00	\$ 1,000.00
1085	52151	TELECOMMUNICATIONS		\$ 532.82	\$ 500.00	\$ -	\$ 600.00	\$ 600.00
1086	52170	PROFESSIONAL DEV & TRAVEL	\$ 970.00	\$ 641.50	\$ 1,000.00	\$ 1,000.00	\$ 1,000.00	\$ 1,000.00
1087	52190	PROFESSIONAL SERVICES	\$ 19,044.05	\$ 17,819.08	\$ 25,000.00	\$ 25,000.00	\$ 25,000.00	\$ 25,000.00
1088	52192	WPAT ADMINISTRATIVE FEES	\$ 12,975.38	\$ 17,387.76	\$ 12,300.00	\$ 12,300.00	\$ 10,196.00	\$ 10,196.00
1089	52230	OFFICE SUPPLIES	\$ 7,944.85	\$ 2,168.44	\$ 10,000.00	\$ 10,000.00	\$ 10,000.00	\$ 10,000.00
1090	52194	DAM INSPECTIONS		\$ 35.52	\$ 5,000.00	\$ -		
1091	52359	CONTRACT OPERATIONS	\$ 1,236,907.25	\$ 1,362,103.12	\$ 1,391,076.00	\$ 1,432,415.00	\$ 1,432,415.00	\$ 1,432,415.00
1092	52380	INDIRECT COSTS REIMBURSE	\$ -	\$ -	\$ 100,000.00	\$ 100,000.00	\$ 110,000.00	\$ 110,000.00
1093	56902	TAXES OTHER TOWNS	\$ 2,647.98	\$ 2,881.56	\$ 3,000.00	\$ 3,000.00	\$ 3,200.00	\$ 3,200.00
1094	57090	CLOTH/UNIFORM ALLOWANCE	\$ -	\$ -	\$ -	\$ -	\$ -	\$ -
1095	57600	PRINCIPAL - INSIDE DEBT	\$ 1,391.00	\$ 1,391.00	\$ 1,391.00	\$ -	\$ -	\$ -
1096	57601	PRINCIPAL - OUTSIDE DEBT	\$ 1,104,268.97	\$ 1,027,675.55	\$ 1,040,063.00	\$ 543,833.00	\$ 1,057,485.00	\$ 1,057,485.00
1097	57610	INTEREST - INSIDE DEBT	\$ 973.00	\$ 904.00	\$ 834.00	\$ -	\$ -	\$ -
1098	57611	INTEREST - OUTSIDE DEBT	\$ 648,763.70	\$ 563,152.12	\$ 538,157.00	\$ 2,013.00	\$ 450,083.00	\$ 450,083.00
1099	62031	ENCUMB REPAIRS TO MAINS	\$ -	\$ -	\$ -	\$ -	\$ -	\$ -
1100	62050	ENCUMB NEW EQUIPMENT	\$ -	\$ -	\$ -	\$ -	\$ -	\$ -
1101	62150	ENCUMB COMMUNICATIONS	\$ -	\$ -	\$ -	\$ -	\$ -	\$ -
1102	62190	ENCUMB PROFESSIONAL SERV	\$ -	\$ -	\$ -	\$ -	\$ -	\$ -
1103	62194	ENCUMB DAM INSPECTIONS	\$ -	\$ -	\$ -	\$ -	\$ -	\$ -
1104	62232	ENC WATER SYSTEM SUPPLIES	\$ -	\$ -	\$ -	\$ -	\$ -	\$ -
1105	62359	ENCUMB CONTRACT OPERATIONS	\$ -	\$ 106,221.57	\$ -	\$ -	\$ -	\$ -
1106	65034	ENC. FACILITY ASSESS. INVENTOR	\$ -	\$ -	\$ -	\$ -	\$ -	\$ -
1107	68252	ENC BOND-WATER TREAT PLAN	\$ -	\$ 14,599.26	\$ -	\$ -	\$ -	\$ -
1108	68510	ENCUMB WATER MAIN REPLACEMENT	\$ -	\$ -	\$ -	\$ -	\$ -	\$ -
1109	68513	ENC. PINE ST. WATER MAIN	\$ -	\$ -	\$ -	\$ -	\$ -	\$ -
1110	* TOT/62450		\$ 3,203,954.75	\$ 3,290,591.76	\$ 3,292,737.00	\$ 2,297,492.72	\$ 3,268,181.00	\$ 3,268,181.00

1	ORG/		2010	2011	2012	2013	2013	2013
2	OBJ	DEPARTMENT	EXPENDED	EXPENDED	BUDGETED	DEPARTMENT	MAYOR	CITY COUNCIL
1111								
1112	63640	GOLF COURSE						
1113	51010	DEPT HEAD SALARY & WAGES	\$ 58,633.13	\$ 60,080.11	\$ 64,667.00	\$ 66,000.00	\$ 67,320.00	\$ 67,320.00
1114	51011	GOLF PRO SALARY	\$ 51,423.23	\$ 52,702.17	\$ 55,338.00	\$ 58,000.00	\$ 59,160.00	\$ 59,160.00
1115	51012	CLERK/ASST SAL & WAGES	\$ 15,384.23	\$ -	\$ 10,622.00	\$ 10,622.00	\$ 10,782.00	\$ 10,782.00
1116	51013	LABORERS SALARY & WAGES	\$ 179,908.37	\$ 161,153.93	\$ 182,000.00	\$ 131,000.00	\$ 131,000.00	\$ 131,000.00
1117	51018	PRO SHOP SALARY & WAGES	\$ 41,965.60	\$ 33,548.20	\$ 37,500.00	\$ 37,500.00	\$ 37,500.00	\$ 37,500.00
1118	51030	OVERTIME	\$ 7,214.47	\$ 6,195.38	\$ 8,900.00	\$ 8,900.00	\$ 8,900.00	\$ 8,900.00
1119	51090	CLOTH/UNIFORM ALLOWANCE	\$ 2,650.00	\$ 2,650.00	\$ 2,650.00	\$ 2,800.00	\$ 2,150.00	\$ 2,150.00
1120	51102	WORKING OUT OF GRADE	\$ -	\$ -	\$ -	\$ -	\$ -	\$ -
1121	51460	LONGEVITY	\$ 3,780.00	\$ 3,917.50	\$ 4,055.00	\$ 5,650.00	\$ 3,260.00	\$ 3,260.00
1122	51551	TERMINATION LEAVE	\$ -	\$ -	\$ -	\$ -	\$ -	\$ -
1123	52030	REPAIRS & MAINTENANCE	\$ 49,441.01	\$ 24,919.93	\$ 49,000.00	\$ 34,000.00	\$ 34,000.00	\$ 34,000.00
1124	52031	CART RENTALS	\$ 104,173.18	\$ 76,448.40	\$ 96,000.00	\$ 78,000.00	\$ 78,000.00	\$ 78,000.00
1125	52040	INFORMATION TECHNOLOGY	\$ -	\$ 9,145.74	\$ -	\$ -	\$ -	\$ -
1126	52050	MINOR EQUIPMENT	\$ 7,517.57	\$ 9,852.00	\$ 15,958.00	\$ 3,500.00	\$ 3,500.00	\$ 3,500.00
1127	52110	ENERGY & UTILITIES	\$ 25,335.31	\$ 25,828.21	\$ 48,500.00	\$ 23,000.00	\$ 23,000.00	\$ 23,000.00
1128	52150	COMMUNICATIONS	\$ 5,694.06	\$ 3,440.86	\$ 5,920.00	\$ 1,920.00	\$ 1,920.00	\$ 1,920.00
1129	52151	TELECOMMUNICATIONS	\$ -	\$ 4,276.11	\$ -	\$ 4,000.00	\$ 4,000.00	\$ 4,000.00
1130	52170	PROFESSIONAL DEV & TRAVEL	\$ 5,451.47	\$ 2,081.00	\$ 6,450.00	\$ 5,450.00	\$ 5,450.00	\$ 5,450.00
1131	52190	GOLF PRO	\$ -	\$ -	\$ -	\$ -	\$ -	\$ -
1132	52191	PROFESSIONAL SERVICES	\$ 10,385.14	\$ 6,525.77	\$ 2,400.00	\$ 2,400.00	\$ 2,400.00	\$ 2,400.00
1133	52230	OFFICE SUPPLIES	\$ 38,008.63	\$ 1,265.13	\$ 1,500.00	\$ 1,500.00	\$ 1,500.00	\$ 1,500.00
1134	52231	GOLF COURSE SUPPLIES	\$ -	\$ 36,084.67	\$ 37,500.00	\$ 37,500.00	\$ 37,500.00	\$ 37,500.00
1135	52240	VEHICLE SUPPLIES	\$ 15,133.25	\$ 21,222.64	\$ 16,000.00	\$ 20,000.00	\$ 20,000.00	\$ 20,000.00
1136	52380	INDIRECT COSTS REIMBURSE	\$ 6,525.18	\$ 15,013.98	\$ 140,000.00	\$ 145,000.00	\$ 145,000.00	\$ 145,000.00
1137	55072	GOLF COURSE IMPROVEMENTS	\$ -	\$ 5,864.00	\$ -	\$ -	\$ -	\$ -
1138	55073	GOLF COURSE PUMP STATION	\$ -	\$ -	\$ -	\$ -	\$ -	\$ -
1139	55079	FAIRWAY DRAINAGE	\$ -	\$ -	\$ -	\$ -	\$ -	\$ -
1140	57090	CLOTH/UNIFORM ALLOWANCE	\$ -	\$ -	\$ -	\$ -	\$ -	\$ -
1141	57303	WATER	\$ -	\$ -	\$ -	\$ 14,500.00	\$ 14,500.00	\$ 14,500.00
1142	57601	PRINCIPAL - OUTSIDE DEBT	\$ -	\$ 20,372.00	\$ 22,000.00	\$ 33,000.00	\$ 33,000.00	\$ 33,000.00
1143	57621	INTEREST - TEMPORARY LOANS	\$ -	\$ 1,455.61	\$ 1,042.00	\$ -	\$ -	\$ -
1144	58251	RESTAURANT RENOVATIONS	\$ -	\$ -	\$ -	\$ -	\$ -	\$ -
1145	59998	TRANSFER TO SEWER FUND	\$ -	\$ -	\$ -	\$ -	\$ -	\$ -
1146	61551	ENCUMB TERM LEAVE	\$ -	\$ -	\$ -	\$ -	\$ -	\$ -
1147	62030	ENCUMB REPAIRS & MAINTEN	\$ -	\$ -	\$ -	\$ -	\$ -	\$ -
1148	62050	ENCUMB EQUIPMENT	\$ -	\$ 2,692.95	\$ -	\$ -	\$ -	\$ -
1149	62110	ENCUMB ENERGY & UTILITIES	\$ -	\$ -	\$ -	\$ -	\$ -	\$ -
1150	62191	ENCUMB PROFESSIONAL SERVICES	\$ -	\$ -	\$ -	\$ -	\$ -	\$ -
1151	65072	ENCUMB GOLF COURSE IMPROVEMENT	\$ -	\$ 30,000.00	\$ -	\$ -	\$ -	\$ -
1152	65073	ENCUMB GOLF COURSE PUMP STATIO	\$ -	\$ -	\$ -	\$ -	\$ -	\$ -
1153	65079	ENCUMB FAIRWAY DRAINAGE	\$ -	\$ 925.27	\$ -	\$ -	\$ -	\$ -
1154	* TOT/	63640	\$ 628,623.83	\$ 617,661.56	\$ 808,002.00	\$ 724,242.00	\$ 723,842.00	\$ 723,842.00

1	ORG/		2010	2011	2012	2013	2013	2013
2	OBJ	DEPARTMENT	EXPENDED	EXPENDED	BUDGETED	DEPARTMENT	MAYOR	CITY COUNCIL
1155	64433	LANDFILL CLOSURE EXPENSES						
1156	51010	DEPT HEAD	\$ 17,432.76	\$ 17,567.39	\$ 17,568.00	\$ 17,568.00	\$ 17,850.00	\$ 17,850.00
1157	51012	LANDFILL SUPERVISOR SALARY	\$ 19,941.29	\$ 19,950.39	\$ 19,951.00	\$ 19,951.00	\$ 20,272.00	\$ 20,272.00
1158	52030	FINAL COVER MAINTENANCE	\$ 10,479.50	\$ 8,830.00	\$ 15,000.00	\$ 15,000.00	\$ 15,000.00	\$ 15,000.00
1159	52031	REPAIRS TO PUMPS		\$ 936.88	\$ 10,000.00	\$ 10,000.00	\$ 10,000.00	\$ 10,000.00
1160	52050	MINOR EQUIPMENT	\$ -	\$ 149.99	\$ -	\$ -	\$ -	\$ -
1161	52110	ENERGY & UTILITIES	\$ 9,356.29	\$ 6,075.05	\$ 10,000.00	\$ 5,000.00	\$ 5,000.00	\$ 5,000.00
1162	52150	COMMUNICATIONS	\$ 1,138.36	\$ 2,033.55	\$ 1,400.00	\$ 3,000.00	\$ 3,000.00	\$ 3,000.00
1163	52190	PROFESSIONAL SERVICES	\$ 46,546.55	\$ 50,984.74	\$ 40,000.00	\$ 40,000.00	\$ 40,000.00	\$ 40,000.00
1164	52270	AIR POLLUTION CONTROL MAINTENA	\$ -	\$ -	\$ 5,000.00	\$ 5,000.00	\$ 5,000.00	\$ 5,000.00
1165	52271	GROUNDWATER MONITORING	\$ 1,845.84	\$ 2,404.07	\$ 20,000.00	\$ 20,000.00	\$ 20,000.00	\$ 20,000.00
1166	52272	SULFUR CONTROL	\$ 25,378.52	\$ 14,836.33	\$ 12,000.00	\$ 12,000.00	\$ 12,000.00	\$ 12,000.00
1167	52380	INDIRECT COSTS REIMBURSE	\$ -	\$ -	\$ 3,000.00	\$ 3,000.00	\$ 3,000.00	\$ 3,000.00
1168	68160	ENCUMB	\$ -	\$ 998.98	\$ (153,919.00)	\$ -	\$ -	\$ -
1169	** TOT/640		\$ 132,119.11	\$ 124,767.37	\$ -	\$ 150,519.00	\$ 151,122.00	\$ 151,122.00
1170	65430	SOLID WASTE EXPENSES						
1171	51010	DEPT HEAD	\$ 17,432.26	\$ 17,567.06	\$ 17,568.00	\$ 17,568.00	\$ 17,850.00	\$ 17,850.00
1172	51012	TRANSFER STATN SUPER SALARY	\$ 19,941.28	\$ 20,765.38	\$ 19,951.00	\$ 19,951.00	\$ 20,272.00	\$ 20,272.00
1173	51013	ACCOUNT CLERK SALARY	\$ 15,288.29	\$ 16,136.43	\$ 31,650.00	\$ 31,650.00	\$ 32,159.00	\$ 32,159.00
1174	51018	TRANSFER STATN MONITOR SAL	\$ 13,461.45	\$ 13,425.85	\$ 15,200.00	\$ 15,200.00	\$ 15,200.00	\$ 15,200.00
1175	51030	OVERTIME	\$ 1,148.12	\$ 752.38	\$ 500.00	\$ 500.00	\$ 500.00	\$ 500.00
1176	51090	CLOTH/UNIFORM ALLOWANCE	\$ 700.00	\$ 700.00	\$ 700.00	\$ 700.00	\$ 700.00	\$ 700.00
1177	51460	LONGEVITY	\$ 195.00	\$ 362.50	\$ 640.00	\$ 195.00	\$ 745.00	\$ 745.00
1178	52030	REPAIRS & MAINTENANCE	\$ 4,821.97	\$ 1,357.36	\$ 30,000.00	\$ 30,000.00	\$ 30,000.00	\$ 30,000.00
1179	52050	MINOR EQUIPMENT	\$ 2,335.88	\$ 6,702.05	\$ 1,000.00	\$ 4,000.00	\$ 4,000.00	\$ 4,000.00
1180	52110	ENERGY & UTILITIES	\$ 145.46	\$ 517.51	\$ 7,000.00	\$ 6,000.00	\$ 6,000.00	\$ 6,000.00
1181	52150	COMMUNICATIONS	\$ 250.00	\$ 321.30	\$ 500.00	\$ -	\$ -	\$ -
1182	52170	PROFESSIONAL DEV & TRAVEL	\$ -	\$ 101.32	\$ 500.00	\$ 500.00	\$ 500.00	\$ 500.00
1183	52190	PROFESSIONAL SERVICES	\$ 6,528.16	\$ 8,537.62	\$ 20,000.00	\$ 15,000.00	\$ 15,000.00	\$ 15,000.00
1184	52230	OFFICE SUPPLIES	\$ 1,312.13	\$ 1,660.32	\$ 500.00	\$ 2,000.00	\$ 2,000.00	\$ 2,000.00
1185	52232	TRASH BAGS	\$ 5,600.00	\$ 11,668.02	\$ 15,000.00	\$ 15,000.00	\$ 15,000.00	\$ 15,000.00
1186	52240	VEHICLE SUPPLIES	\$ 765.50	\$ 1,358.22	\$ 2,000.00	\$ 3,000.00	\$ 3,000.00	\$ 3,000.00
1187	52361	TRASH DISPOSAL	\$ 381,212.22	\$ 327,651.38	\$ 344,083.00	\$ 365,000.00	\$ 365,000.00	\$ 365,000.00
1188	52362	RECYCLING PROCESSING	\$ -	\$ 21,524.40	\$ 24,000.00	\$ 25,000.00	\$ 25,000.00	\$ 25,000.00
1189	52380	INDIRECT COSTS REIMBURSE	\$ -	\$ -	\$ 40,000.00	\$ -	\$ 40,000.00	\$ 40,000.00
1190	55123	NEW EQUIPMENT	\$ -	\$ 135,562.95	\$ -	\$ -	\$ -	\$ -
1191	55126	CURBSIDE RECYCLING	\$ 249,288.36	\$ 167,893.01	\$ 171,020.00	\$ 178,000.00	\$ 178,000.00	\$ 178,000.00
1192	55361	CURBSIDE RUBBISH COLLECT	\$ 452,452.80	\$ 388,611.87	\$ 387,310.00	\$ 401,000.00	\$ 401,000.00	\$ 401,000.00
1193	55363	CURBSIDE YARD WASTE COLLECTION	\$ 42,707.30	\$ 55,555.50	\$ 55,330.00	\$ 58,000.00	\$ 58,000.00	\$ 58,000.00
1194	55365	HOUSEHOLD HAZARDOUS WASTE	\$ 8,236.40	\$ 15,000.00	\$ 15,090.00	\$ 15,700.00	\$ 15,700.00	\$ 15,700.00
1195	57043	PRIOR YEAR UNPAID	\$ -	\$ 4,241.04	\$ -	\$ -	\$ -	\$ -
1196	57601	PRINCIPAL - OUTSIDE DEBT	\$ -	\$ -	\$ 100,000.00	\$ 100,000.00	\$ 100,000.00	\$ 100,000.00
1197	57621	INTEREST - TEMPORARY LOANS	\$ -	\$ -	\$ 5,917.00	\$ 5,920.00	\$ 5,920.00	\$ 5,920.00
1198	* TOT/65430		\$ 1,223,822.58	\$ 1,217,973.47	\$ 1,305,459.00	\$ 1,309,884.00	\$ 1,351,546.00	\$ 1,351,546.00

